

PARTS CATALOGUE

ISEKI TRACTOR

SG13



ISEKI

TOKYO, JAPAN

Directions for use of Parts Catalogue

1. Applicable model of machines

All component and option parts used for SG13 lawn & garden tractorst ractors are listed in this parts catalogue.

Description of type of machines and particulars

TYPE Of Machines	Section	DESTINATION	Engine	
			E255 - G	E255 - G01
SG13	48	JAPAN	○	
	48E20	GERMANY	○	
	48E20S	GERMANY		○
	48E40	U.K	○	
	48E40S	U.K		○
	48E50	FRANCE	○	
	48E50T	ITALY	○	
	48R	JAPAN	○	

2. Explanation for head paragraph

KEY	PART CODE	DESCRIPTION	QTY	TYPE OF MODEL						I T C	C O L	G R P	REMARKS
				TF15	TF17	TF19							
126	1614-508-200-00	FILTER(SUCTION) ASSY	1		*							4E	
127	V721-103-103-50	O-RING	1		*								
128	1614-508-260-00	FILTER(SUCTION) ASSY	1		*	981- -1799							
129	1614-508-262-00	FILTER(LH)	1	*	*	*							FIG. 164
		ASSY	1	*	*	*						4E	A
			1	*	*	*							
						1- -1999				3			

- ① KEY shows the location of parts diagramed in the illustration.
- ② Parts numbers begin with `V` and `W` are standard parts of the market.
- ③ `LH` and `RH` on the parts name are described against the moving direction of the machine or are described on the condition how to install parts on the machines.

- ④ QTY shows the number of parts to be used for one unit of machine.
 `M` is indicated for parts supplied by a meter long.
 `ℓ` is indicated for parts supplied by liter.
 `AR` is indicated for parts need to be adjusted or regulated.
- ⑤ The following symbol classifies parts to be used for machines.
 `*` means standard parts.
 `T` shows that the parts can be installed as optional parts.
 `R` shows that the parts can be used as applicable parts to replace originally equipped parts.
- ⑥ Serial number : upper row shows the serial number for the first product and lower row for the last product.
 Example : Serial no. 1 through to serial no. 1999.
- ⑦ ITC : Interchangeability
 `1` ...OLD ← NEW
 New parts can be used in place of the old parts.
 `2` ...OLD → NEW
 Old parts can be used in place of the new parts.
 `3` ...OLD →← NEW
 Old parts and new parts can not be replaced each other.
- ⑧ COL : Color code
 Color is signified with color code number for colored parts.
 Please see the color list shown in the next page.
- ⑨ GRP : Parts shown in this column can be replaced by SET parts.
 Exsample : Parts marked Ⓐ can be replaced by parts marked Ⓑ, and Ⓒ for Ⓓ, so the rest follow in the same alphabetical order.
- ⑩ Remarks
 * Other maker's part code number is shown in this column.
 * When Fig. No. is shown in the Remark column of SET parts or ASSY parts, each of their component parts are listed in said Fig. No.

3. Color :

The following colors are used for color parts.

COLOR CODE	C O L O R	SPRAY TYPE CODE NUMBER	PAINTS 4K DRUM	PAINTS 16K DRUM
4 G	GRYSTAL BLUE	1300-957-001-10	1300-957-003-00	1300-957-004-00
5 I	SUNESET GRAY	1300-959-001-10	1300-959-003-00	1300-959-004-00
6 G	SUMMER WHITE	1300-958-001-00	1300-958-003-00	1300-958-004-00
7 F	MIRROR BLACK	1300-954-001-10	1300-954-003-00	1300-954-004-00

NOTE : Color code is signified only for the parts assigned by the maker as color parts.

4. Serial Numbers :

1) For engines serial number is stamped on CYLINDER BODY ASSY.

Please see Fig.No. 6 - 1.

2) For chassies serial number is shown on the LABEL.

Please see



5. Parts Order

1) Parts numbers listed in the parts catalogue are all registered in "ISEKI on-line computer".

2) When you order parts, please make sure of correct numbers.

3) When substitute parts is available, the part number ordered will be automatically turned to a new part number.

4) Please be sure to use "ISEKI GENUINE PARTS".

Any other similar parts other than ISEKI parts when used may cause a trouble that makes us unable to repair or guarantee the warrant.

CONTENTS

SG 13

ENGINE (E 255-G)

CYLINDER HEAD	Fig. 1
CYLINDER HEAD COVER	Fig. 2
INLET MANIFOLD	Fig. 3
EXHAUST MANIFOLD	Fig. 4
CYLINDER BLOCK	Fig. 5
BEARING/UNDER SIZE (OPTION)	Fig. 6
OIL PAN	Fig. 7
REAR PLATE	Fig. 8
TIMING GEAR CASE	Fig. 9
HANGER	Fig. 10
VALVE	Fig. 11
CAM SHAFT	Fig. 12
PISTON	Fig. 13
PISTON/OVER SIZE (OPTION)	Fig. 14
CRANK SHAFT	Fig. 15
OIL PUMP	Fig. 16
WATER PUMP	Fig. 17
COOLING FAN	Fig. 18
INJECTION NOZZLE	Fig. 19
INJECTION PUMP	Fig. 20
FUEL PIPE	Fig. 21
ELECTRIC (1)	Fig. 22
ELECTRIC (2)	Fig. 23
REPAIR KIT	Fig. 24
6 2 1 5 - 3 0 0 - 0 0 5 - 0 0	Fig. 25
6 2 1 5 - 6 0 0 - 0 5 7 - 0 0	Fig. 26
6 2 8 1 - 1 0 0 - 0 0 3 - 0 0	Fig. 27
6 2 8 1 - 2 0 0 - 0 0 7 - 0 0	Fig. 28

CONTENTS

SG 13-S

ENGINE (E255-G01)

CYLINDER HEAD	Fig. 1
CYLINDER HEAD COVER	Fig. 2
INLET MANIFOLD	Fig. 3
EXHAUST MANIFOLD	Fig. 4
CYLINDER BLOCK	Fig. 5
BEARING/UNDER SIZE (OPTION)	Fig. 6
OIL PAN.....	Fig. 7
REAR PLATE	Fig. 8
TIMING GEAR CASE	Fig. 9
HANGER	Fig. 10
VALVE	Fig. 11
CAM SHAFT	Fig. 12
PISTON	Fig. 13
PISTON/OVER SIZE (OPTION)	Fig. 14
CRANK SHAFT	Fig. 15
OIL PUMP	Fig. 16
WATER PUMP	Fig. 17
COOLING FAN.....	Fig. 18
INJECTION NOZZLE	Fig. 19
INJECTION PUMP	Fig. 20
FUEL PIPE	Fig. 21
ELECTRIC (1)	Fig. 22
ELECTRIC (2)	Fig. 23
REPAIR KIT	Fig. 24
6 2 1 5 - 3 0 0 - 0 0 5 - 0 0	Fig. 25
6 2 1 5 - 6 0 0 - 0 5 7 - 0 0	Fig. 26
6 2 8 1 - 1 0 0 - 0 0 3 - 0 0	Fig. 27
6 2 8 1 - 2 0 0 - 0 1 6 - 0 0	Fig. 28

CONTENTS

CHASSIS

BRACKET (ENGINE) SYSTEM	Fig. 1
BADIATOR SYSTEM	Fig. 2
MUFFLER and AIR CLEANER SYSTEM	Fig. 3
FUEL FILTER and FUEL HOSE SYSTEM	Fig. 4
BATTERY SYSTEM (E TYPE)	Fig. 5
BATTERY SYSTEM (EXCEPT E TYPE)	Fig. 6
ACCELERATOR SYSTEM	Fig. 7
CLUTCH (139) and SHAFT (DRIVE) SYSTEM	Fig. 8
CASE (TRANSMISSION) SYSTEM	Fig. 9
BEVEL GEAR and CASE (INPUT) SYSTEM	Fig. 10
SHAFT (CHANGE GEAR) and SHAFT (CHANGE SHIFT) SYSTEM	Fig. 11
SHIFT and LEVER (CHANGE) SYSTEM	Fig. 12
CASE (DIFF) and SHAFT (WHEEL) SYSTEM	Fig. 13
BRAKE SYSTEM	Fig. 14
ARM (CLUTCH/BRAKE) and ARM (PEDAL) SYSTEM	Fig. 15
TIRE (REAR) SYSTEM	Fig. 16
TIRE (REAR) SYSTEM (OPTION)	Fig. 17
ARM (P.T.O.) and LEVER (P.T.O.) SYSTEM	Fig. 18
P.T.O. SYSTEM (E TYPE) (OPTION)	Fig. 19
P.T.O. SYSTEM (EXCEPT E,R TYPE) (OPTION)	Fig. 20
HITCH SET (OPTION)	Fig. 21
CHASSIS SYSTEM	Fig. 22
AXLE (FRONT) SYSTEM	Fig. 23
ARM (KNUCKLE) and ARM (PITMAN) SYSTEM	Fig. 24
POST (STEERING) and WHEEL (STEERING) SYSTEM	Fig. 25
CASE (STEERING) and SHAFT (STEERING) SYSTEM	Fig. 26
TIRE (FRONT) SYSTEM	Fig. 27
LINK and LIFT SYSTEM	Fig. 28
PLATE (LIFT CASE) SYSTEM	Fig. 29
P.T.O. COVER SYSTEM (E TYPE) (No.528~)	Fig. 30

ARM (CLUTCH) and DAMPER SYSTEM	Fig. 31
HOOD (A) and COVER (FRONT) SYSTEM	Fig. 32
COVER (LOWER) and HOOD (B) SYSTEM	Fig. 33
FENDER SYSTEM	Fig. 34
SEAT SYSTEM (EXCEPT E TYPE)	Fig. 35
SEAT SYSTEM (E TYPE)	Fig. 36
TANK (FUEL) and STEP SYSTEM	Fig. 37
METER PANEL SYSTEM	Fig. 38
HEAD LAMP SET (OPTION)	Fig. 39
ELECTRICAL SYSTEM (EXCEPT S TYPE)	Fig. 40
ELECTRICAL SYSTEM (S TYPE)	Fig. 41
HOUR METER SET (OPTION)	Fig. 42
MARKS (1)	Fig. 43
MARKS (2)	Fig. 44
MARK and KIT (E TYPE) (OPTION)	Fig. 45
BUMPER WEIGHT (OPTION) and TOOL	Fig. 46

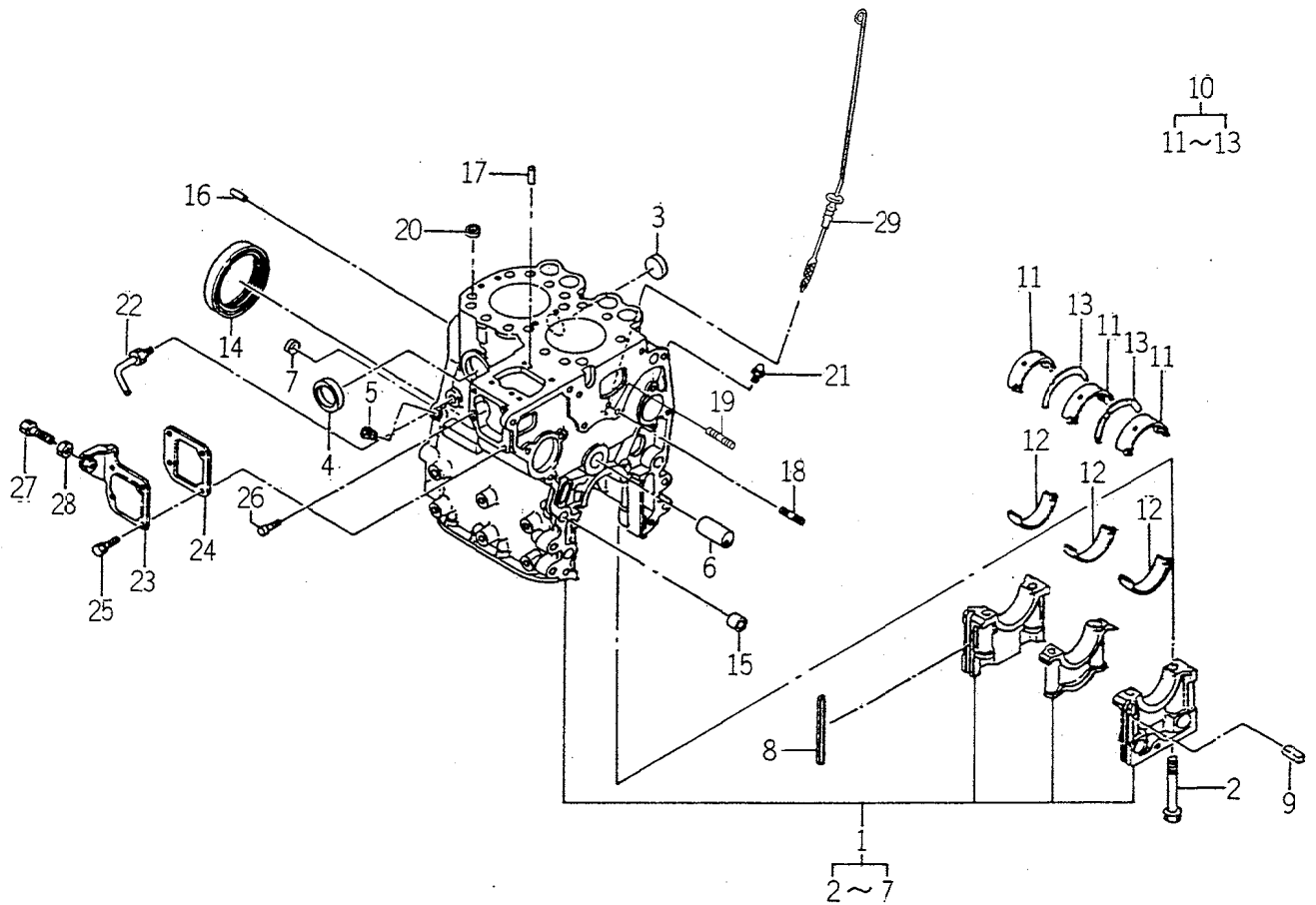
WIRING DIAGRAM/SG13

WIRING DIAGRAM/SG13 - S

ENGINE

E255-G...SG13

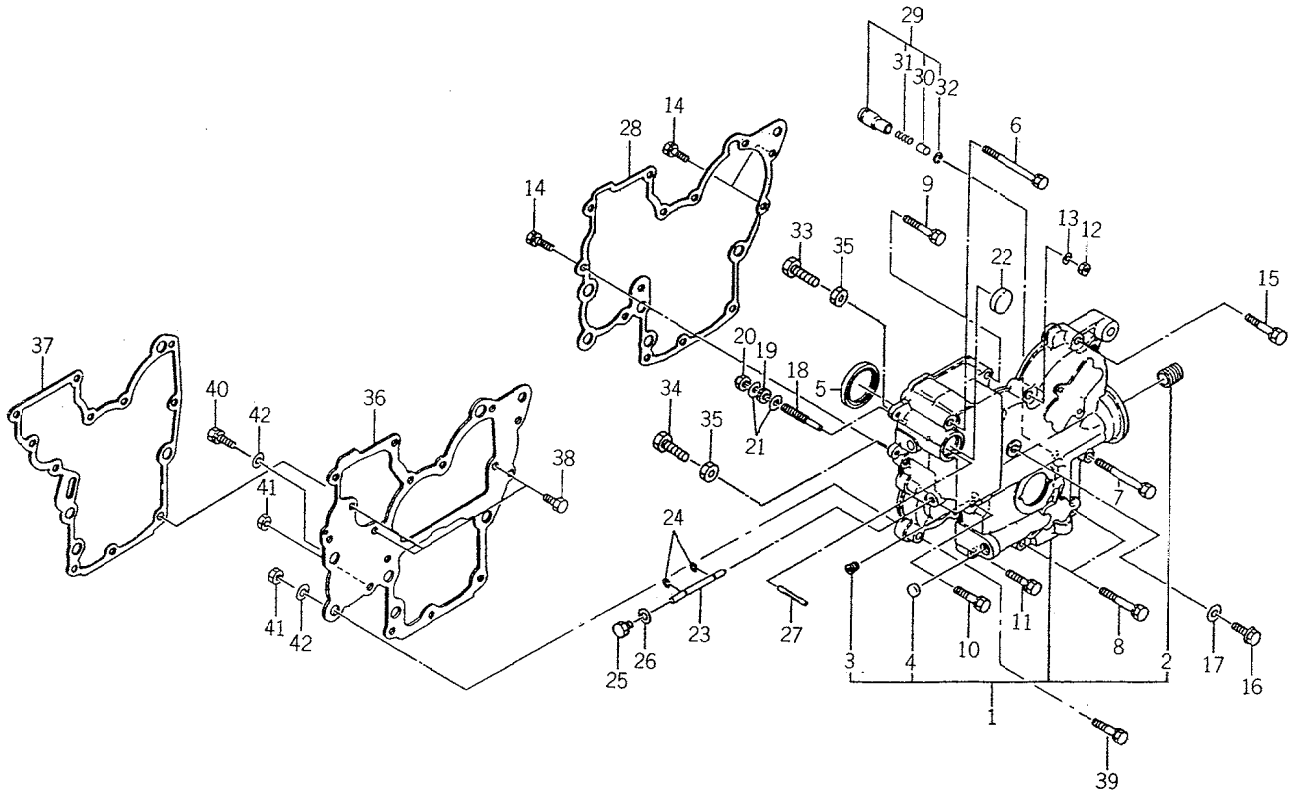
FIG. 5 CYLINDER BLOCK



6003-201X

KEY	PART CODE	DESCRIPTION	QTY	TYPE OF MODEL		I T C	C O L	G R P	REMARKS
				E255G					
1	6211 - 210 - 020 - 10	BLOCK,CYLINDER ASSY	1	*					
2	6209 - 000 - 004 - 00	BOLT	6	*					
3	6209 - 610 - 001 - 00	CAP,SEALING	1	*					
4	6911 - 219 - 195 - 00	CAP,SEALING	3	*					
5	6509 - 605 - 019 - 10	PLUG	2	*					
6	6212 - 531 - 005 - 10	PIN,IDLEGEAR	1	*					
7	6911 - 129 - 083 - 00	CAP,SEALING	1	*					
8	6211 - 258 - 001 - 00	SEAL,BEARING CAP	4	*					
9	6211 - 258 - 002 - 00	SEAL,BEARING CAP/7	2	*					
10	6211 - 510 - 002 - 00	METAL,CRANK	1	*					
11	6211 - 511 - 003 - 00	BEARING/CRANK/UPPER	3	*					
12	6211 - 511 - 004 - 00	BEARING/CRANK/LOWER	3	*					
13	6211 - 599 - 001 - 10	BEARING,THRUST CRANK	2	*					
14	6209 - 625 - 001 - 00	SEAL,OIL	1	*					
15	6209 - 749 - 001 - 10	PIN,TUBE	2	*					
16	6908 - 160 - 816 - 00	PIN	2	*					
17	6908 - 160 - 510 - 00	PIN	2	*					
18	6904 - 110 - 840 - 00	STUD/M8X40	1	*					
19	6904 - 110 - 818 - 00	STUD	1	*					
20	6894 - 453 - 344 - 00	DOWEL	2	*					
21	6909 - 902 - 299 - 00	NIPPLE	1	*					
22	6213 - 721 - 001 - 00	PIPE,WATER DRAIN	1	*					
23	6211 - 291 - 001 - 10	COVER,INJ PUMP	1	*					
24	6211 - 292 - 001 - 20	GASKET/COVER	1	*					
25	6901 - 910 - 612 - 00	BOLT,SEMS/M6X12	4	*					

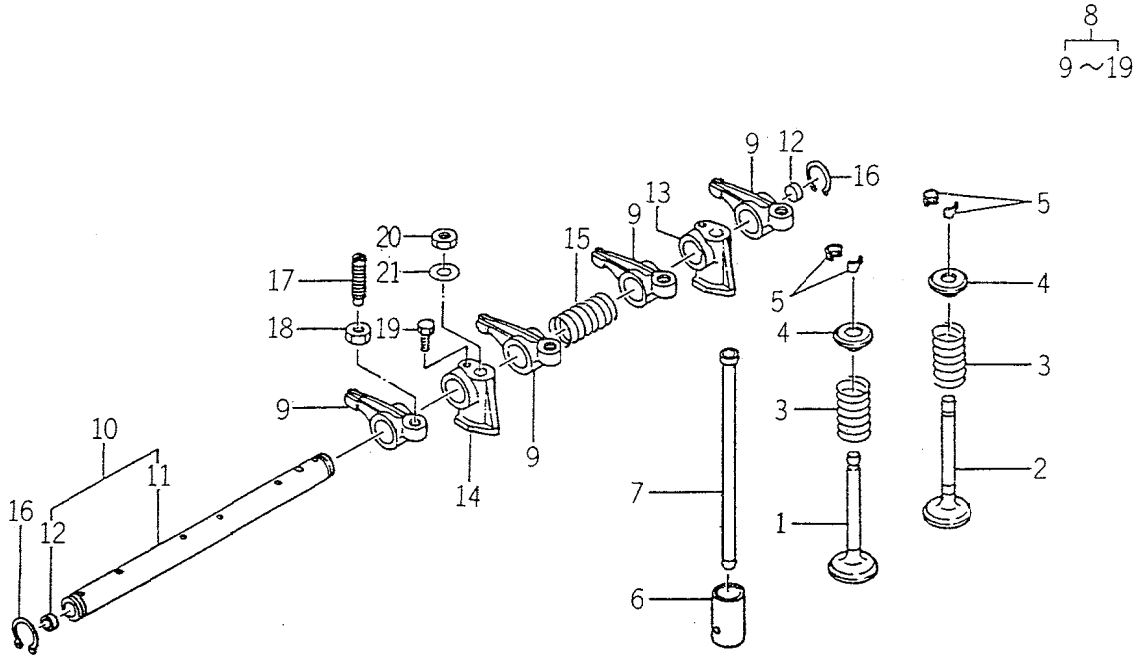
FIG. 9 TIMING GEAR CASE



6003-240C

KEY	PART CODE	DESCRIPTION	QTY	TYPE OF MODEL		I T C	C O L	G R P	REMARKS
				E255G					
1	6211 - 310 - 006 - 20	GEARCASE ASSY	1	*					
2	6213 - 319 - 001 - 00	CONNECTOR,OIL FILTER	1	*					
3	6509 - 605 - 019 - 10	PLUG	3	*					
4	6209 - 610 - 002 - 10	CUP/SEALING/16	1	*					
5	6209 - 625 - 002 - 00	SEAL,OIL	1	*					
6	6209 - 030 - 005 - 00	BOLT/M8X85	1	*					
7	6209 - 030 - 006 - 00	BOLT/M8X75	1	*					
8	6509 - 000 - 084 - 00	BOLT/L = 55	2	*					
9	6509 - 030 - 037 - 00	BOLT	2	*					
10	6901 - 910 - 840 - 00	BOLT	1	*					
11	6901 - 910 - 835 - 00	BOLT,SEMS/M8X35	1	*					
12	6909 - 110 - 508 - 00	NUT/M8	1	*					
13	6909 - 150 - 508 - 00	WASHER	1	*					
14	V211 - 560 - 802 - 00	BOLT/M8X20	3	*					
15	6901 - 910 - 845 - 00	BOLT,SEMS/M8X45	1	*					
16	6209 - 046 - 001 - 00	BOLT/M8X30	1	*					
17	6909 - 920 - 843 - 00	PACKING	1	*					
18	6215 - 546 - 001 - 00	STOPPER,FULL - LOAD	1	*					
19	6209 - 409 - 001 - 00	NUT/M8	1	*					
20	V341 - 120 - 008 - 00	NUT,CAP/M 8	1	*					
21	6909 - 920 - 843 - 00	PACKING	2	*					
22	3625 - 540 - 004 - 00	CAP,BLANK/30	1	*					
23	6215 - 542 - 001 - 10	PIN/ARM	1	*					
24	V710 - 140 - 004 - 00	RING,SNAP/ 4 E	2	*					
25	6909 - 202 - 308 - 00	PLUG	1	*					

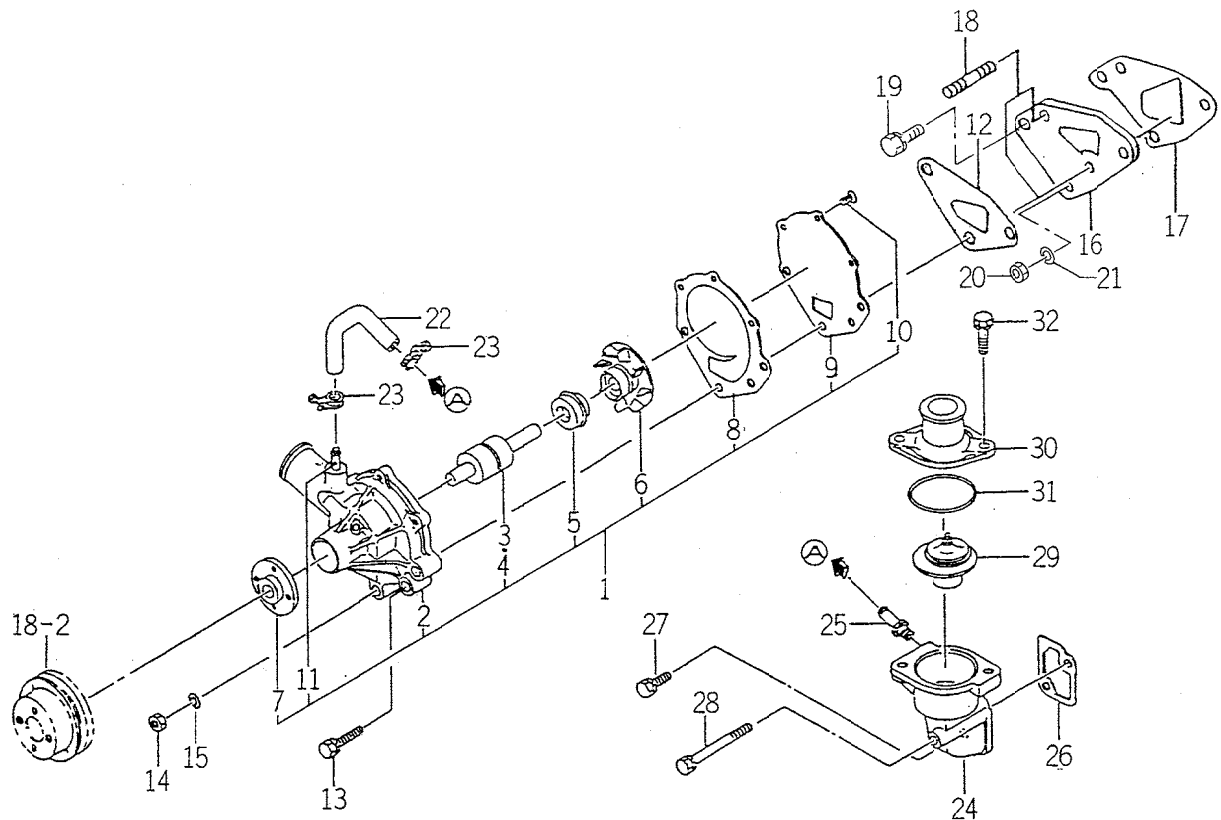
FIG. 11 VALVE



6003-301A

KEY	PART CODE	DESCRIPTION	QTY	TYPE OF MODEL		I T C	C O L	G R P	REMARKS
				E255G					
1	6212 - 551 - 001 - 00	VALVE,INTAKE	2	*					
2	6212 - 552 - 001 - 00	VALVE,EXHAUST	2	*					
3	6212 - 561 - 001 - 00	SPRING,VALVE	4	*					
4	6212 - 563 - 001 - 00	SEAT,VALVE SPRING	4	*					
5	6212 - 565 - 001 - 00	CUTTER,VALVE	8	*					
6	6212 - 571 - 001 - 10	TAPPET	4	*					
7	6212 - 575 - 001 - 00	ROD,PUSH	4	*					
8	6212 - 600 - 003 - 00	SHAFT,ROCKER	1	*					
9	6212 - 611 - 004 - 10	ROCKERARM	4	*					
10	6212 - 620 - 002 - 10	SHAFT,ROCKER ARMASSY	1	*					
11	6212 - 621 - 003 - 10	SHAFT,/ROCKERARM	1	*					
12	6212 - 626 - 002 - 10	PLUG	2	*					
13	6212 - 628 - 004 - 00	BRACKET,ROCKER SHAFT	1	*					
14	6212 - 628 - 005 - 00	BRACKET,ROCKER SHAFT	1	*					
15	6209 - 940 - 004 - 00	SPRING	1	*					
16	V704 - 14C - 016 - 00	RING,SNAP/16 C	2	*					
17	6212 - 616 - 002 - 00	SCREW ADJUST	4	*					
18	6209 - 409 - 003 - 00	NUT	4	*					
19	6209 - 000 - 002 - 00	BOLT	1	*					
20	6909 - 110 - 508 - 00	NUT/M8	2	*					
21	6909 - 164 - 508 - 00	WASHER,PL/M8	2	*					

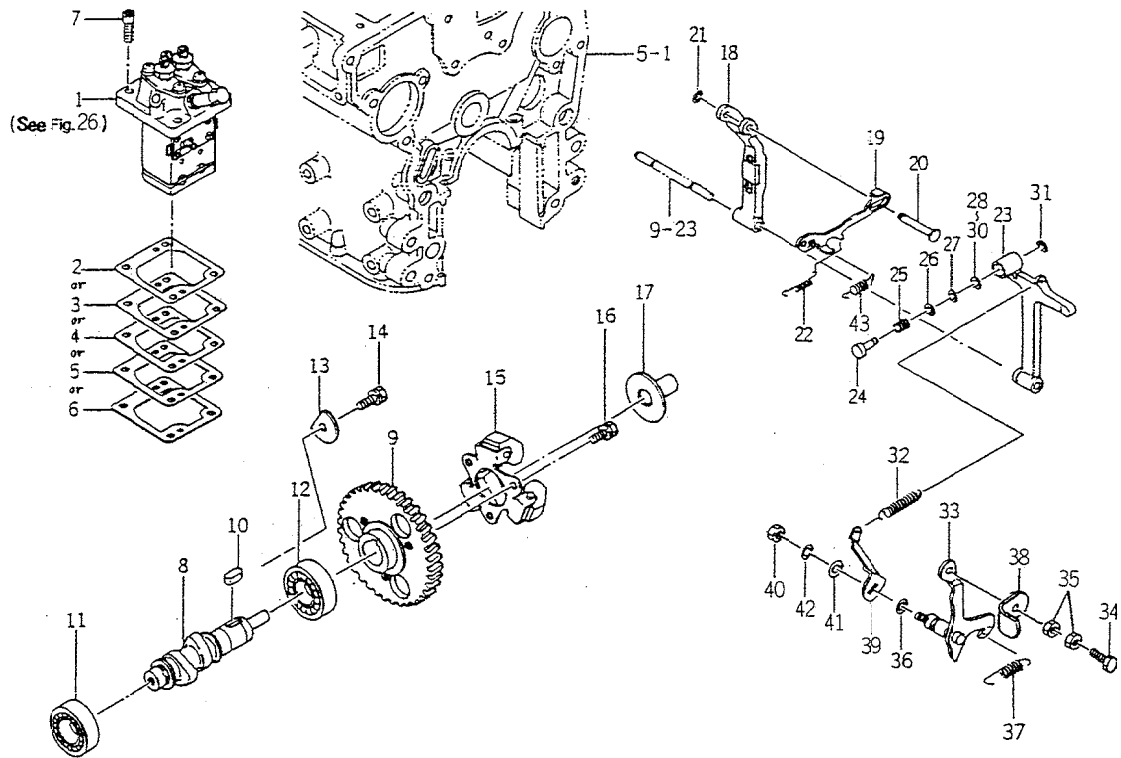
FIG. 17 WATER PUMP



6003-420B

KEY	PART CODE	DESCRIPTION	QTY	TYPE OF MODEL		I T C	C O L	G R P	REMARKS
				E255G					
1	6213 - 610 - 005 - 30	WATERPUMP ASSY	1	*					
2	6213 - 611 - 003 - 20	BODY/WATERPUMP	1	*					
3	6213 - 631 - 002 - 00	BEARING/WATER PUMP	1	*					
4	6213 - 631 - 005 - 00	BEARING/WATERPUMP	1	*					
5	6213 - 622 - 002 - 10	SEAL SET/WATER PUMP	1	*					
6	6213 - 621 - 003 - 00	ROTOR/WATERPUMP	1	*					
7	6213 - 642 - 002 - 00	SEAL/WATER PUMPPULLE	1	*					
8	6213 - 613 - 002 - 10	GASKET	1	*					
9	6213 - 612 - 004 - 00	PLATE/WATER PUMP	1	*					
10	6213 - 619 - 003 - 00	SCREW/WATER PUMP	3	*					
11	6213 - 619 - 002 - 00	PIPE/WATER PUMP	1	*					
12	6213 - 614 - 003 - 10	GASKET/WATER PUMP	1	*					
13	6901 - 910 - 845 - 00	BOLT,SEMS/M8X45	1	*					
14	6909 - 110 - 508 - 00	NUT/M8	2	*					
15	6909 - 150 - 508 - 00	WASHER	2	*					
16	6213 - 619 - 005 - 00	SPACER,WATER PUMP	1	*					
17	6213 - 614 - 006 - 10	GASKET/SPACER	1	*					
18	6209 - 300 - 002 - 00	STUD	2	*					
19	V211 - 560 - 802 - 00	BOLT/M8X20	1	*					
20	6909 - 110 - 508 - 00	NUT/M8	1	*					
21	6909 - 150 - 508 - 00	WASHER	1	*					
22	6213 - 729 - 001 - 00	HOSE,RUBBER	1	*					
23	J061 - 210 - 015 - 00	CLAMP/WIRE/10 - 15	2	*					
24	6213 - 716 - 001 - 40	HOUSING/THERMOSTAT	1	*					
25	6213 - 721 - 003 - 00	PIPE,PUMP HOUSING	1	*					

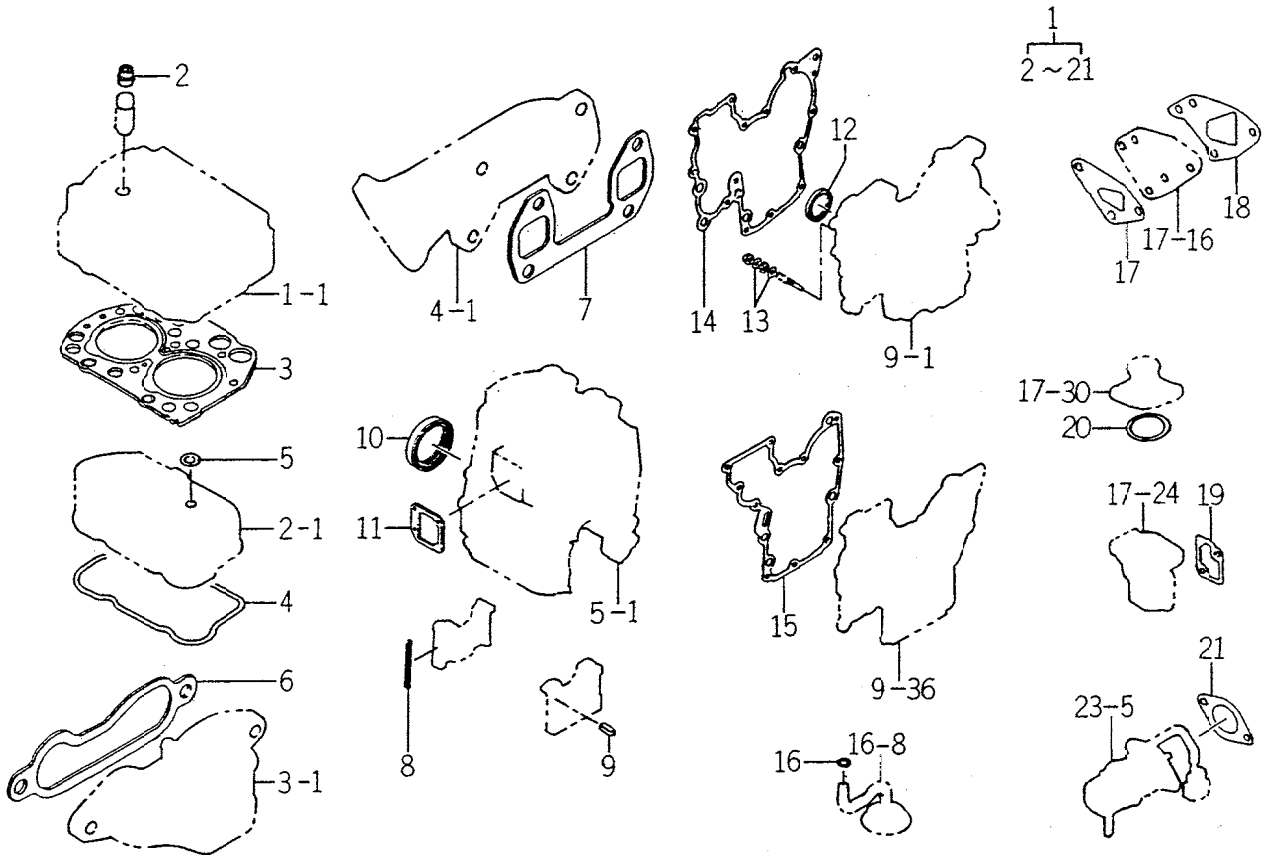
FIG. 20 INJECTION PUMP



6003-510F

KEY	PART CODE	DESCRIPTION	QTY	TYPE OF MODEL		I T C	C O L	G R P	REMARKS
				E255G					
1	6215 - 600 - 057 - 00	PUMP,INJ ASSY	1	*					FIG 026
2	6219 - 752 - 011 - 00	SHIM,INJ PUMP	1	*					
3	6219 - 752 - 012 - 00	SHIM,INJ PUMP	1	*					
4	6219 - 752 - 013 - 00	SHIM,INJ PUMP	1	*					
5	6219 - 752 - 014 - 00	SHIM,INJ PUMP	1	*					
6	6219 - 752 - 015 - 00	SHIM,INJECTION PUMP	1	*					
7	6209 - 056 - 001 - 00	BOLT/M6X18	4	*					
8	6215 - 621 - 004 - 10	SHAFT,CAM/INJ.PUMP	1	*					
9	6212 - 524 - 002 - 00	GEAR,INJ PUMP	1	*					
10	6908 - 000 - 716 - 00	KEY	1	*					
11	V600 - 110 - 620 - 30	BEARING,RB/6203	1	*					
12	V600 - 110 - 600 - 40	BEARING,RB/6004	1	*					
13	6212 - 535 - 002 - 00	PLATE,THRUST INJPUMP	1	*					
14	6901 - 910 - 612 - 00	BOLT,SEMS/M6X12	1	*					
15	6215 - 520 - 001 - 00	FLYWEIGHT	1	*					
16	6209 - 030 - 043 - 00	BOLT/M6X10	3	*					
17	6215 - 526 - 001 - 10	PIECE,THRUST	1	*					
18	6215 - 541 - 001 - 00	ARM,FLOATING	1	*					
19	6215 - 543 - 003 - 20	LINK/CONTROL	1	*					
23	6215 - 542 - 002 - 00	PIN,CONTROL LINK	1	*					
21	V710 - 140 - 004 - 00	RING,SNAP/ 4 E	1	*					
22	6215 - 549 - 003 - 00	SPRING,SETTING	1	*					
23	6215 - 541 - 002 - 10	ARM,TENSION	1	*					
24	6215 - 549 - 004 - 10	PIN,ADAPTER	1	*					
25	6215 - 536 - 001 - 00	SPRING,ADAPTER	1	*					

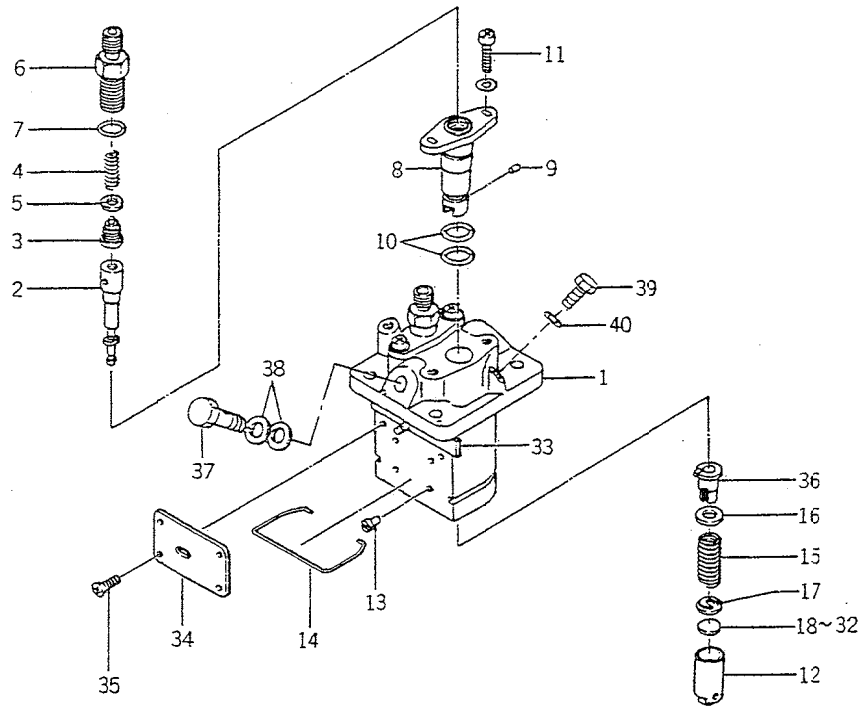
FIG. 24 REPAIR KIT



6003-995A

KEY	PART CODE	DESCRIPTION	QTY	TYPE OF MODEL		I T C	C O L	G R P	REMARKS
				E255G					
1	6287 - 810 - 005 - 10	REPAIR/ENGINE SET	1	R					
2	6212 - 569 - 002 - 00	SEAL,OIL	4	R					
3	6211 - 141 - 010 - 20	GASKET/CYLINDERHEAD	1	R					
4	6211 - 173 - 004 - 00	SEAL,CYL COVER	1	R					
5	6909 - 572 - 008 - 00	PACKING	2	R					
6	6214 - 115 - 002 - 20	GASKET	1	R					
7	6214 - 145 - 006 - 10	GASKET EXHAUST MANIF	1	R					
8	6211 - 258 - 001 - 00	SEAL,BEARING CAP	4	R					
9	6211 - 258 - 002 - 00	SEAL,BEARING CAP/7	2	R					
10	6209 - 625 - 001 - 00	SEAL,OIL	1	R					
11	6211 - 292 - 001 - 20	GASKET/COVER	1	R					
12	6209 - 625 - 002 - 00	SEAL,OIL	1	R					
13	6909 - 920 - 843 - 00	PACKING	4	R					
14	6211 - 312 - 001 - 20	GASKET/GEARCASE	1	R					
15	6211 - 312 - 002 - 20	GASKET/PLATE	1	R					
16	V720 - 102 - 401 - 50	O - RING/P15	1	R					
17	6213 - 614 - 003 - 10	GASKET/WATER PUMP	1	R					
18	6213 - 614 - 006 - 10	GASKET/SPACER	1	R					
19	6213 - 743 - 002 - 10	GASKET/HOUSING	1	R					
20	V723 - 102 - 005 - 50	O - RING	1	R					
21	6209 - 630 - 002 - 10	GASKET	1	R					

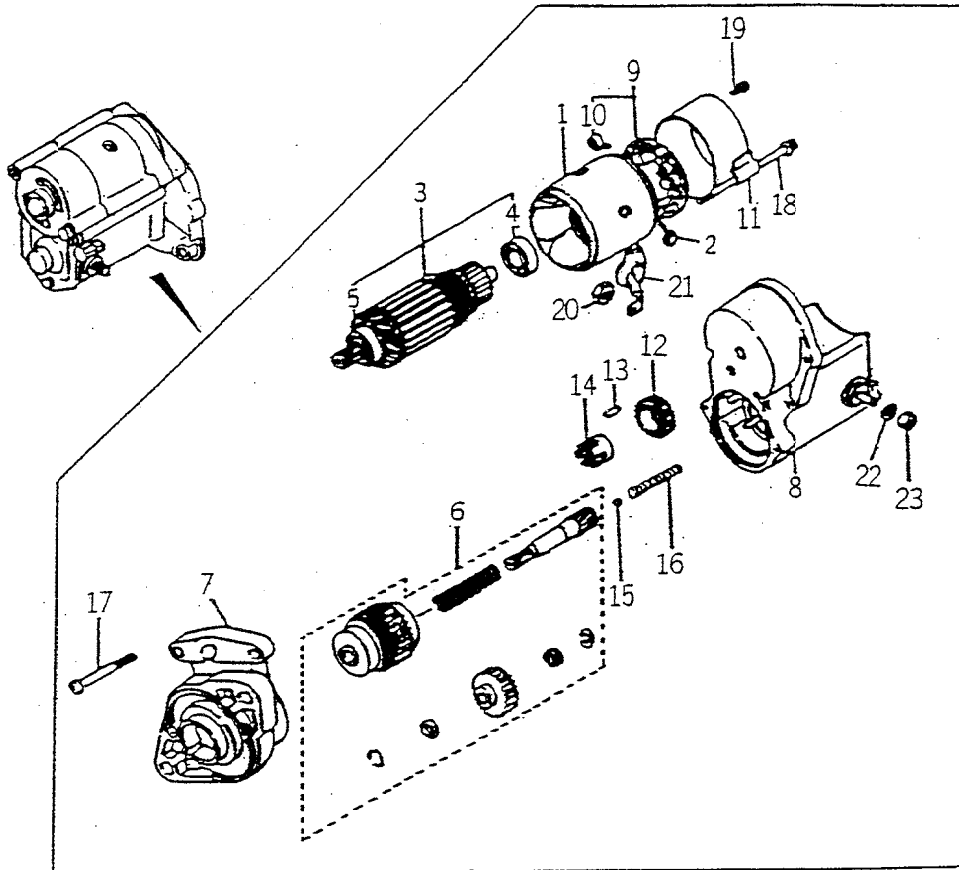
FIG. 26 6215 - 600 - 057 - 00



6003-519F

KEY	PART CODE	DESCRIPTION	QTY	TYPE OF MODEL		I T C	C O L	G R P	REMARKS
				E255G					
1	6215 - 611 - 003 - 00	HOUSING PUMP	1	*					
2	6215 - 631 - 004 - 00	PLUNGER ASSY	2	*					
3	6215 - 641 - 002 - 00	VALVE, DELIVERY	2	*					
4	6215 - 643 - 003 - 00	SPRING, DELIVERY VALVE	2	*					
5	6215 - 649 - 003 - 00	GASKET	2	*					
6	6215 - 644 - 003 - 00	HOLDER, DELIVERY VALVE	2	*					
7	6215 - 649 - 004 - 00	O - RING	2	*					
8	6215 - 635 - 002 - 00	SLEEVE, FRANGE	2	*					
9	6215 - 649 - 005 - 00	PIN	2	*					
10	6215 - 649 - 006 - 00	O - RING	4	*					
11	6215 - 649 - 007 - 00	SCREW	4	*					
12	6215 - 622 - 002 - 00	TAPPET	2	*					
13	6215 - 629 - 017 - 00	PIN	2	*					
14	6215 - 629 - 019 - 00	RING SNAP	1	*					
15	6215 - 634 - 002 - 00	SPRING, PLUNGER	2	*					
16	6215 - 639 - 006 - 00	SEAT, SPRING	2	*					
17	6215 - 639 - 007 - 00	SEAT, SPRING	2	*					
18	6215 - 629 - 020 - 00	PLATE / T = 1.80	1	*					
19	6215 - 629 - 021 - 00	PLATE / T = 1.85	1	*					
20	6215 - 629 - 022 - 00	PLATE / T = 1.90	1	*					
21	6215 - 629 - 023 - 00	PLATE / T = 1.95	1	*					
22	6215 - 629 - 024 - 00	PLATE / T = 2.00	1	*					
23	6215 - 629 - 025 - 00	PLATE / T = 2.05	1	*					
24	6215 - 629 - 026 - 00	PLATE / T = 2.10	1	*					
25	6215 - 629 - 027 - 00	PLATE / T = 2.15	1	*					

FIG. 27 6281 - 100 - 003 - 00



6003-801

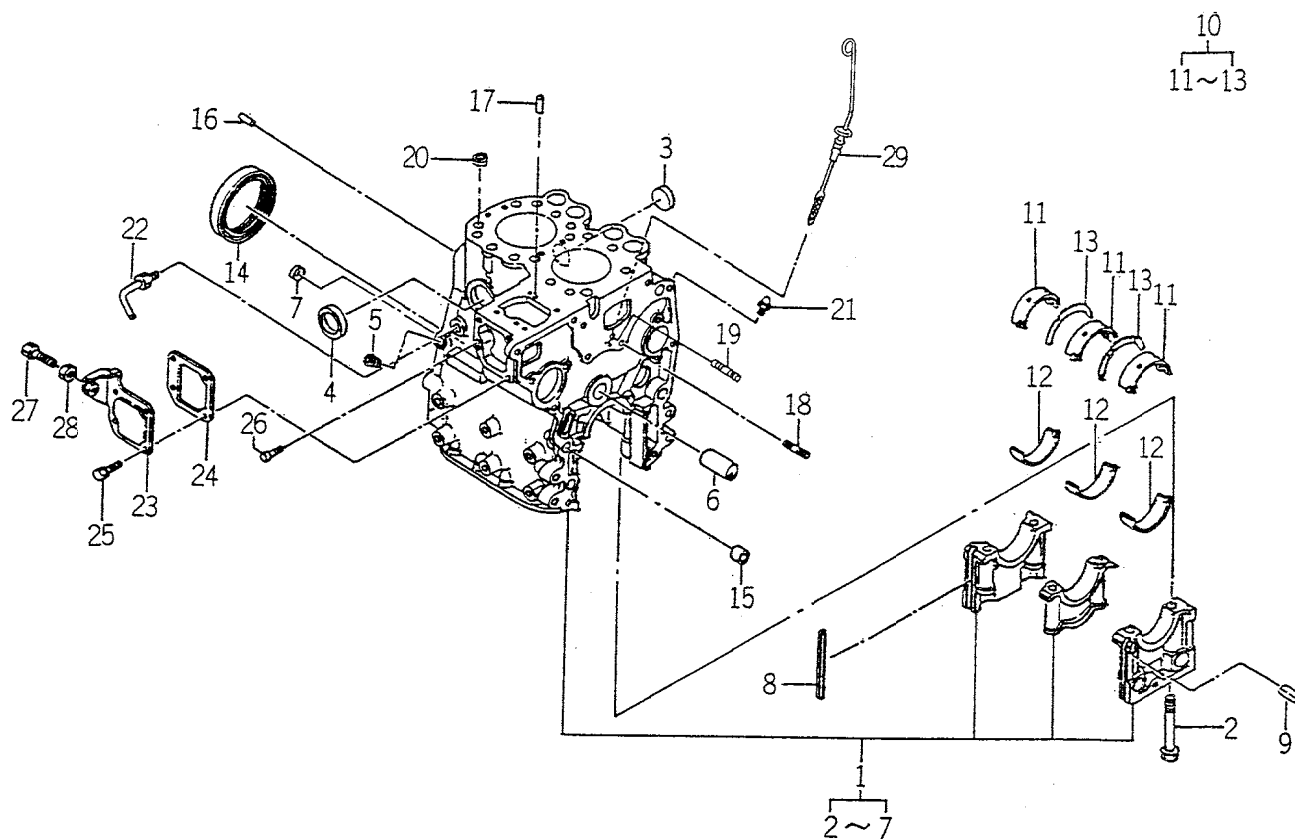
KEY	PART CODE	DESCRIPTION	QTY	TYPE OF MODEL		I T C	C O L	G R P	REMARKS
				E255G					
1	6281 - 111 - 002 - 00	YOKE/STARTER	1	*					
2	6281 - 116 - 002 - 00	STARTER KIT	2	*					
3	6281 - 121 - 003 - 00	ARMATURE	1	*					
4	6281 - 129 - 010 - 00	BEARING,BALL	1	*					
5	6281 - 129 - 011 - 00	BEARING,BALL	1	*					
6	6281 - 124 - 001 - 00	STARTER KIT	1	*					
7	6281 - 129 - 007 - 00	HOUSING/STARTER ASSY	1	*					
8	6281 - 151 - 004 - 00	SWITCH/STARTER ASSY	1	*					
9	6281 - 118 - 001 - 00	HOLDER ASSY	1	*					
10	6581 - 117 - 007 - 00	SPRING,BRUSH	4	*					
11	6281 - 115 - 004 - 00	FRAME/STARTER END	1	*					
12	6581 - 123 - 011 - 00	PINION,STARTER	1	*					
13	6581 - 129 - 099 - 00	RORA	5	*					
14	6581 - 129 - 100 - 00	RETAINER	1	*					
15	6581 - 129 - 092 - 00	BALL	1	*					
16	6581 - 129 - 096 - 00	SPRING	1	*					
17	6281 - 129 - 006 - 00	SCREW	2	*					
18	6281 - 129 - 008 - 00	BOLT/WS	2	*					
19	6281 - 129 - 009 - 00	SCREW/WS	2	*					
20	6909 - 111 - 508 - 00	NUT	1	*					
21	6281 - 129 - 019 - 00	CAP/RABBER	4	*					
22	6909 - 150 - 508 - 00	WASHER	1	*					
23	6909 - 110 - 408 - 00	NUT/M8	1	*					

ENGINE

E255-G01...SG13 - S

ENGINE

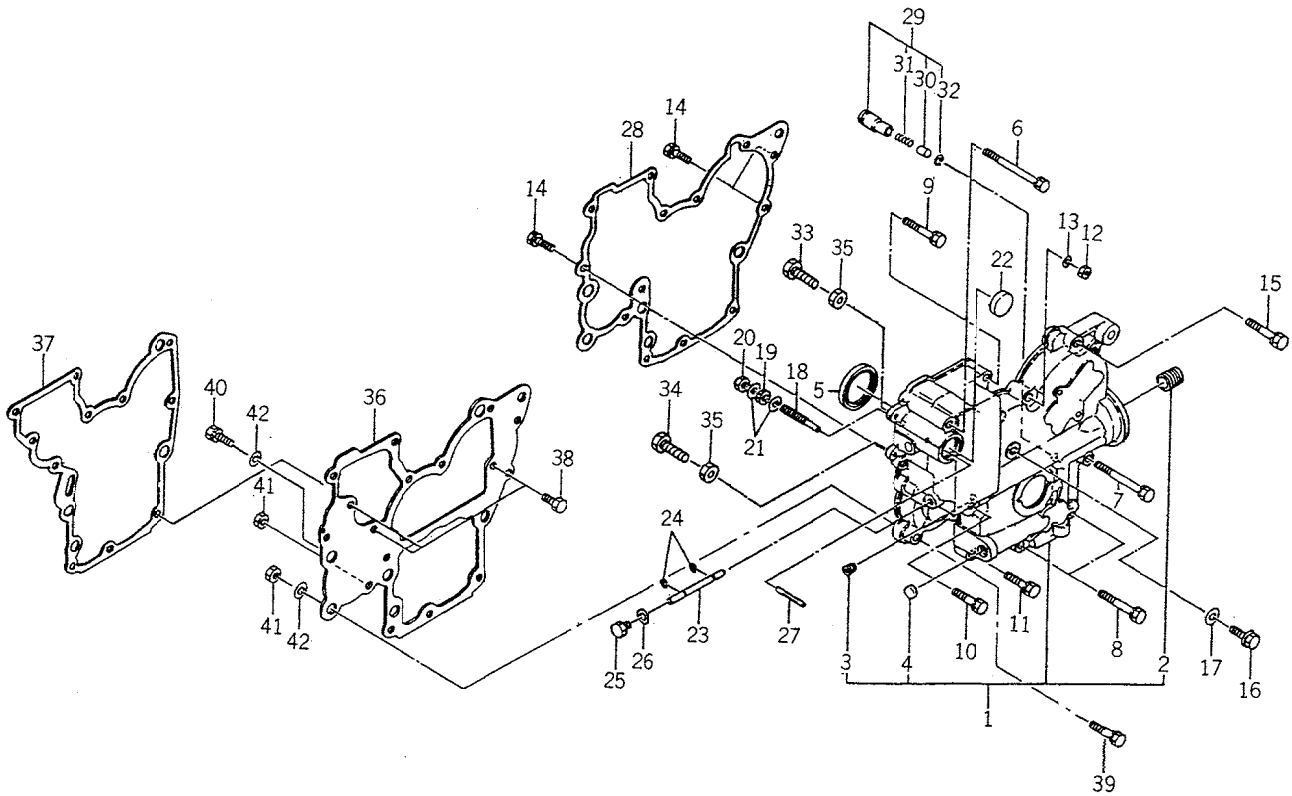
FIG. 5 CYLINDER BLOCK



6003-201R

KEY	PART CODE	DESCRIPTION	QTY	TYPE OF MODEL		I T C	C O L	G R P	REMARKS
				E255G01					
1	6211 - 210 - 020 - 10	BLOCK,CYLINDER ASSY	1	*					
2	6209 - 000 - 004 - 00	BOLT	6	*					
3	6209 - 610 - 001 - 00	CAP,SEALING	1	*					
4	6911 - 219 - 195 - 00	CAP,SEALING	3	*					
5	6509 - 605 - 019 - 10	PLUG	2	*					
6	6212 - 531 - 005 - 10	PIN/IDLEGEAR	1	*					
7	6911 - 129 - 083 - 00	CAP,SEALING	1	*					
8	6211 - 258 - 001 - 00	SEAL,BEARING CAP	4	*					
9	6211 - 258 - 002 - 00	SEAL,BEARING CAP/7	2	*					
10	6211 - 510 - 002 - 00	METAL,CRANK	1	*					
11	6211 - 511 - 003 - 00	BEARING/CRANK/UPPER	3	*					
12	6211 - 511 - 004 - 00	BEARING/CRANK/LOWER	3	*					
13	6211 - 599 - 001 - 10	BEARING,THRUST CRANK	2	*					
14	6209 - 625 - 001 - 00	SEAL,OIL	1	*					
15	6209 - 749 - 001 - 10	PIN,TUBE	2	*					
16	6908 - 160 - 816 - 00	PIN	2	*					
17	6908 - 160 - 510 - 00	PIN	2	*					
18	6904 - 110 - 840 - 00	STUD/M8X40	1	*					
19	6904 - 110 - 818 - 00	STUD	1	*					
20	6894 - 453 - 344 - 00	DOWEL	2	*					
21	6909 - 902 - 299 - 00	NIPPLE	1	*					
22	6213 - 721 - 001 - 00	PIPE,WATER DRAIN	1	*					
23	6211 - 291 - 001 - 10	COVER,INJ PUMP	1	*					
24	6211 - 292 - 001 - 20	GASKET/COVER	1	*					
25	6901 - 910 - 612 - 00	BOLT,SEMS/M6X12	4	*					

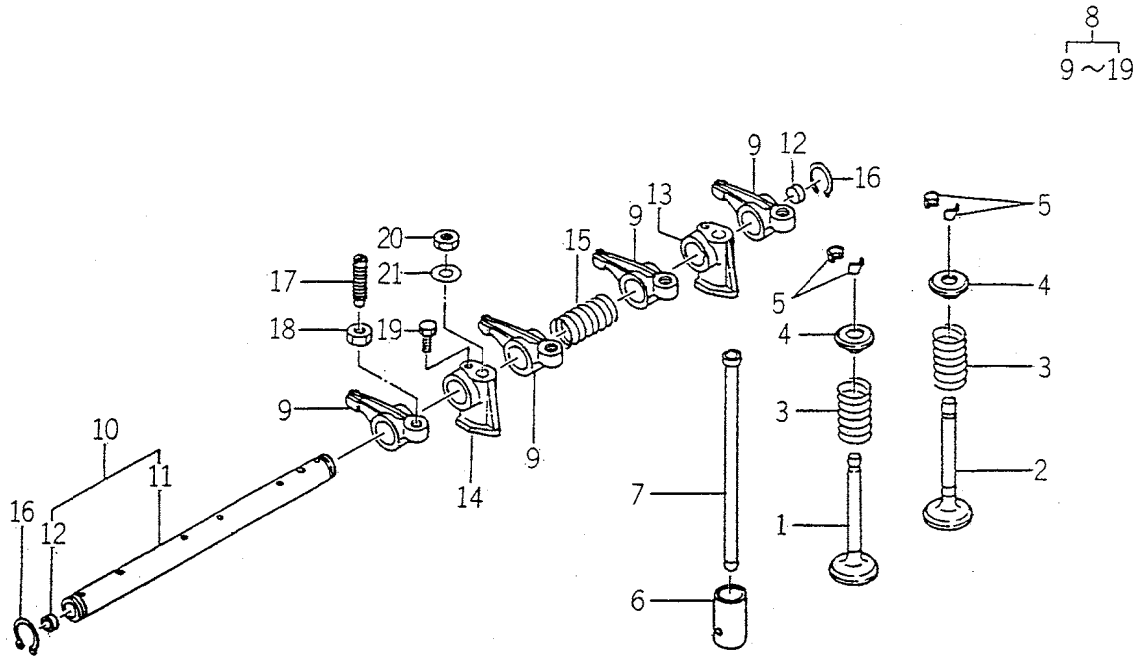
FIG. 9 TIMING GEAR CASE



6003-240C

KEY	PART CODE	DESCRIPTION	QTY	TYPE OF MODEL			REMARKS
				E255G01	I T C	C O L	
1	621 - 310 - 006 - 20	GEARCASE ASSY	1	*			
2	6213 - 319 - 001 - 00	CONNECTOR,OIL FILTER	1	*			
3	6509 - 605 - 019 - 10	PLUG	3	*			
4	6209 - 610 - 002 - 10	CUP/SEALING/16	1	*			
5	6209 - 625 - 002 - 00	SEAL,OIL	1	*			
6	6209 - 030 - 005 - 00	BOLT/M8X85	1	*			
7	6209 - 030 - 006 - 00	BOLT/M8X75	1	*			
8	6509 - 000 - 084 - 00	BOLT/L = 55	2	*			
9	6509 - 030 - 037 - 00	BOLT	2	*			
10	6901 - 910 - 840 - 00	BOLT	1	*			
11	6901 - 910 - 835 - 00	BOLT,SEMS/M8X35	1	*			
12	6909 - 110 - 508 - 00	NUT/M8	1	*			
13	6909 - 150 - 508 - 00	WASHER	1	*			
14	V211 - 560 - 802 - 00	BOLT/M8X20	3	*			
15	6901 - 910 - 845 - 00	BOLT,SEMS/M8X45	1	*			
16	6209 - 046 - 001 - 00	BOLT/M8X30	1	*			
17	6909 - 920 - 843 - 00	PACKING	1	*			
18	6215 - 546 - 001 - 00	STOPPER,FULL - LOAD	1	*			
19	6209 - 409 - 001 - 00	NUT/M8	1	*			
20	V341 - 120 - 008 - 00	NUT,CAP/M 8	1	*			
21	6909 - 920 - 843 - 00	PACKING	2	*			
22	3625 - 540 - 004 - 00	CAP,BLANK/30	1	*			
23	6215 - 542 - 001 - 10	PIN/ARM	1	*			
24	V710 - 140 - 004 - 00	RING,SNAP/ 4 E	2	*			
25	6909 - 202 - 308 - 00	PLUG	1	*			

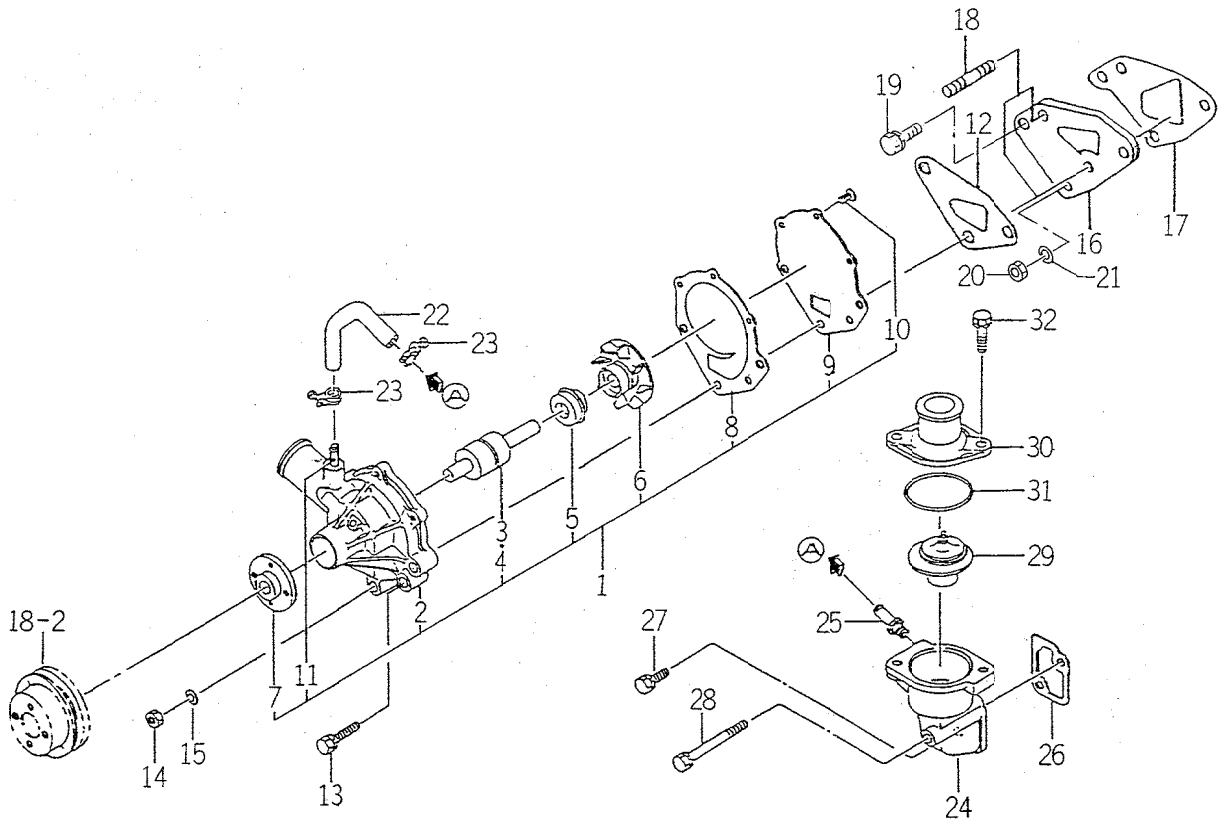
FIG. 11 VALVE



6003-301A.

KEY	PART CODE	DESCRIPTION	QTY	TYPE OF MODEL		I T C	C O L	G R P	REMARKS
				E255G01					
1	6212 - 551 - 001 - 00	VALVE,INTAKE	2	*					
2	6212 - 552 - 001 - 00	VALVE,EXHAUST	2	*					
3	6212 - 561 - 001 - 00	SPRING,VALVE	4	*					
4	6212 - 563 - 001 - 00	SEAT,VALVE SPRING	4	*					
5	6212 - 565 - 001 - 00	CUTTER,VALVE	8	*					
6	6212 - 571 - 001 - 10	TAPPET	4	*					
7	6212 - 575 - 001 - 00	ROD,PUSH	4	*					
8	6212 - 600 - 003 - 00	SHAFT,ROCKER	1	*					
9	6212 - 611 - 004 - 10	ROCKERARM	4	*					
10	6212 - 620 - 002 - 10	SHAFT,ROCKER ARMSSY	1	*					
11	6212 - 621 - 003 - 10	SHAFT/ROCKERARM	1	*					
12	6212 - 626 - 002 - 10	PLUG	2	*					
13	6212 - 628 - 004 - 00	BRACKET ROCKER SHAFT	1	*					
14	6212 - 628 - 005 - 00	BRACKET,ROCKER SHAFT	1	*					
15	6209 - 940 - 004 - 00	SPRING	1	*					
16	V704 - 140 - 016 - 00	RING,SNAP/16 C	2	*					
17	6212 - 616 - 002 - 00	SCREW ADJUST	4	*					
18	6209 - 409 - 003 - 00	NUT	4	*					
19	6209 - 000 - 002 - 00	BOLT	1	*					
20	6909 - 110 - 508 - 00	NUT/M8	2	*					
21	6909 - 164 - 508 - 00	WASHER,PL/M8	2	*					

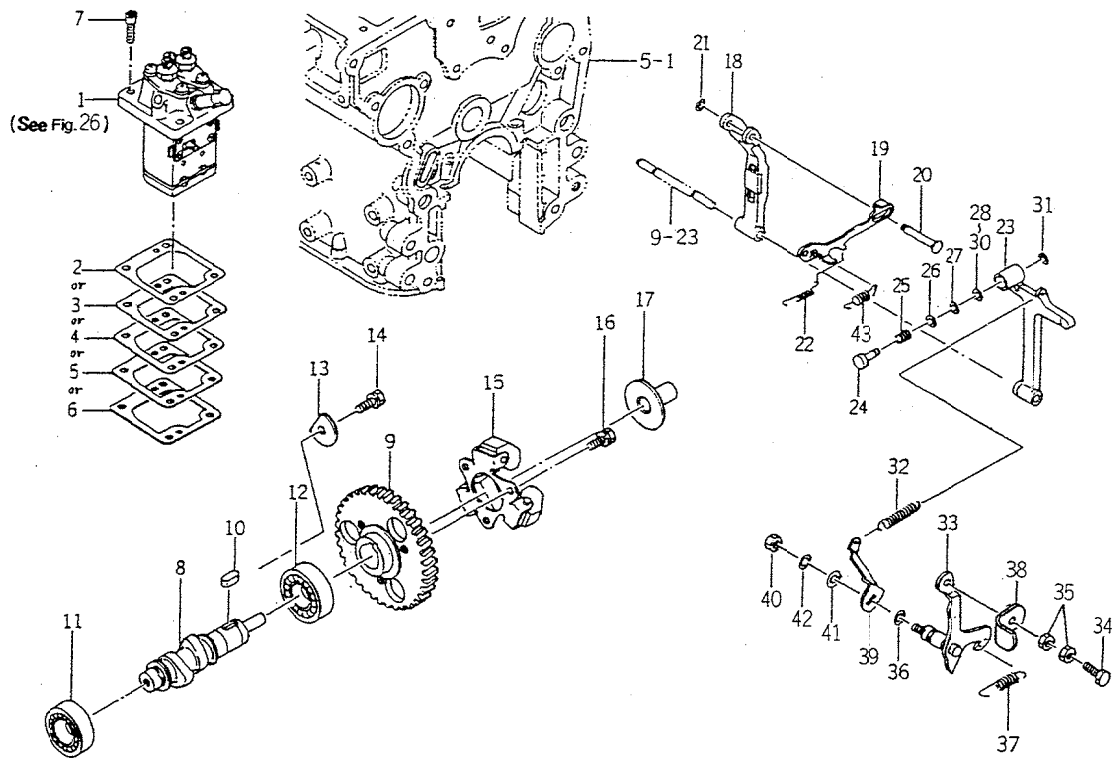
FIG. 17 WATER PUMP



6003-420B

KEY	PART CODE	DESCRIPTION	QTY	TYPE OF MODEL		I T C	C O L	G R P	REMARKS
				E255G01					
1	6213 - 610 - 005 - 30	WATERPUMP ASSY	1	*					
2	6213 - 611 - 003 - 20	BODY/WATERPUMP	1	*					
3	6213 - 631 - 002 - 00	BEARING/WATER PUMP	1	*					
4	6213 - 631 - 005 - 00	BEARING/WATERPUMP	1	*					
5	6213 - 622 - 002 - 10	SEAL SET/WATER PUMP	1	*					
6	6213 - 621 - 003 - 00	ROTOR/WATERPUMP	1	*					
7	6213 - 642 - 002 - 00	SEAL/WATER PUMPPULLE	1	*					
8	6213 - 613 - 002 - 10	GASKET	1	*					
9	6213 - 612 - 004 - 00	PLATE/WATER PUMP	1	*					
10	6213 - 619 - 003 - 00	SCREW/WATER PUMP	3	*					
11	6213 - 619 - 002 - 00	PIPE/WATER PUMP	1	*					
12	6213 - 614 - 003 - 10	GASKET/WATER PUMP	1	*					
13	6901 - 910 - 845 - 00	BOLT,SEMS/M8X45	1	*					
14	6909 - 110 - 508 - 00	NUT/M8	2	*					
15	6909 - 150 - 508 - 00	WASHER	2	*					
16	6213 - 619 - 005 - 00	SPACER,WATER PUMP	1	*					
17	6213 - 614 - 006 - 10	GASKET/SPACER	1	*					
18	6209 - 300 - 002 - 00	STUD	2	*					
19	V211 - 560 - 802 - 00	BOLT/M8X20	1	*					
20	6909 - 110 - 508 - 00	NUT/M8	1	*					
21	6909 - 150 - 508 - 00	WASHER	1	*					
22	6213 - 729 - 001 - 00	HOSE,RUBBER	1	*					
23	J061 - 210 - 015 - 00	CLAMP/WIRE/10 - 15	2	*					
24	6213 - 716 - 001 - 40	HOUSING/THERMOSTAT	1	*					
25	6213 - 721 - 003 - 00	PIPE,PUMP HOUSING	1	*					

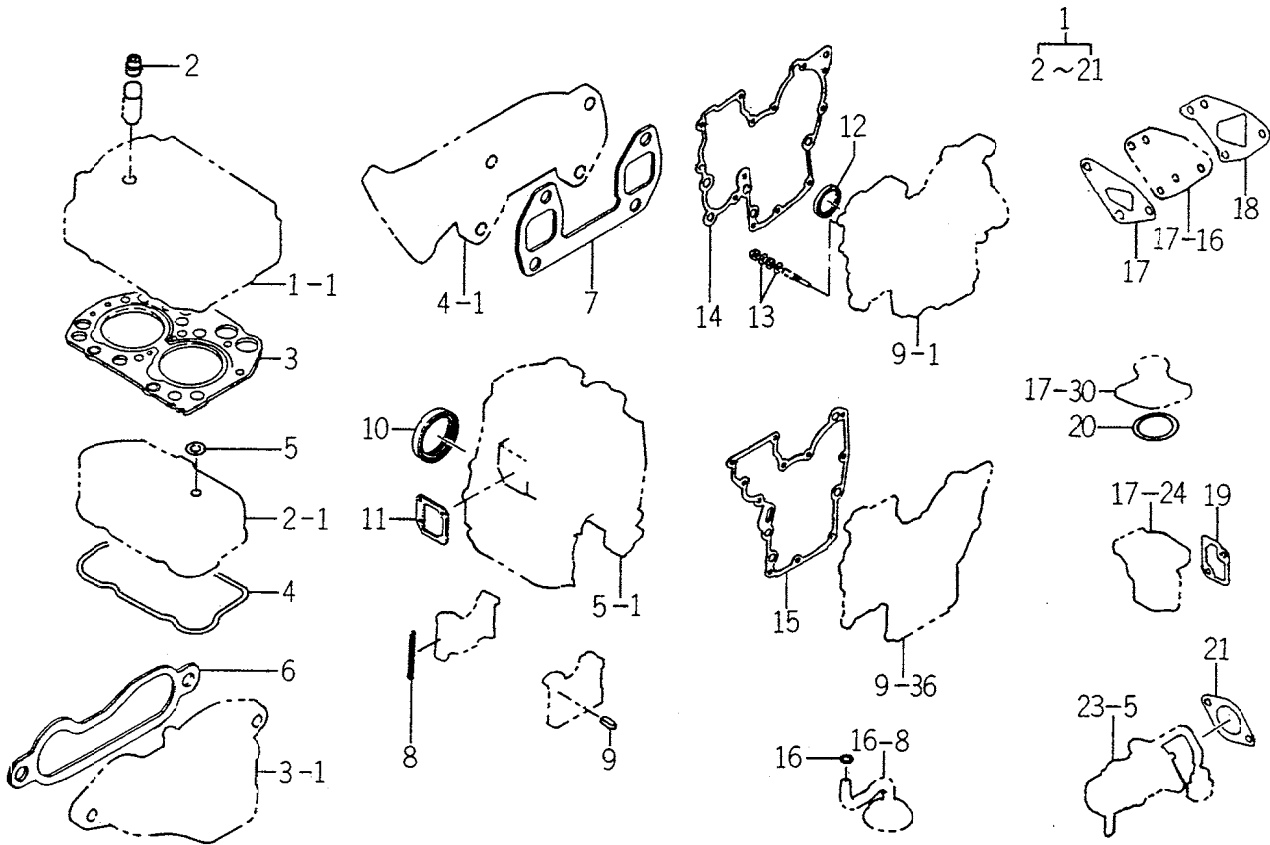
FIG. 20 INJECTION PUMP



6003-510F

KEY	PART CODE	DESCRIPTION	QTY	TYPE OF MODEL		I T C	C O L	G R P	REMARKS
				E255G01					
1	6215 - 600 - 057 - 00	PUMP,INJ ASSY	1	*					FIG 026
2	6219 - 752 - 011 - 00	SHIM,INJ PUMP	1	*					
3	6219 - 752 - 012 - 00	SHIM,INJ PUMP	1	*					
4	6219 - 752 - 013 - 00	SHIM,INJ PUMP	1	*					
5	6219 - 752 - 014 - 00	SHIM,INJ PUMP	1	*					
6	6219 - 752 - 015 - 00	SHIM/INJECTION PUMP	1	*					
7	6209 - 056 - 001 - 00	BOLT/M6X18	4	*					
8	6215 - 621 - 004 - 10	SHAFT,CAM/INJ.PUMP	1	*					
9	6212 - 524 - 002 - 00	GEAR,INJ PUMP	1	*					
10	6908 - 000 - 716 - 00	KEY	1	*					
11	V600 - 110 - 620 - 30	BEARING,RB/6203	1	*					
12	V600 - 110 - 600 - 40	BEARING,RB/6004	1	*					
13	6212 - 535 - 002 - 00	PLATE,THRUST INJPUMP	1	*					
14	6901 - 910 - 612 - 00	BOLT,SEMS/M6X12	1	*					
15	6215 - 520 - 001 - 00	FLYWEIGHT	1	*					
16	6209 - 030 - 043 - 00	BOLT/M6X10	3	*					
17	6215 - 526 - 001 - 10	PIECE,THRUST	1	*					
18	6215 - 541 - 001 - 00	ARM,FLOATING	1	*					
19	6215 - 543 - 003 - 20	LINK/CONTROL	1	*					
20	6215 - 542 - 002 - 00	PIN,CONTROL LINK	1	*					
21	V710 - 140 - 004 - 00	RING,SNAP/ 4 E	1	*					
22	6215 - 549 - 003 - 00	SPRING,SETTING	1	*					
23	6215 - 541 - 002 - 10	ARM,TENSION	1	*					
24	6215 - 549 - 004 - 10	PIN,ADAPTER	1	*					
25	6215 - 536 - 001 - 00	SPRING,ADAPTER	1	*					

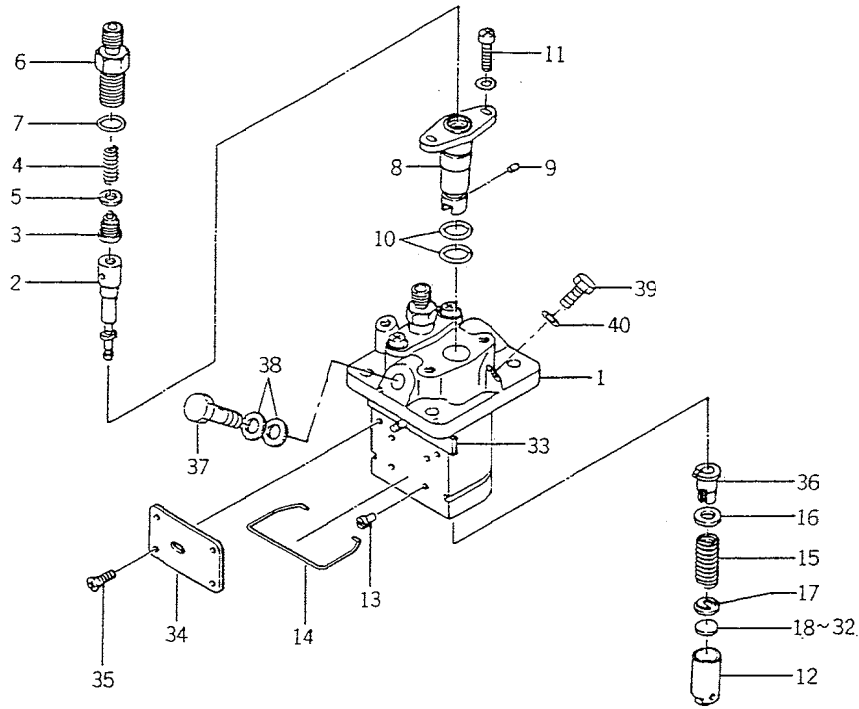
FIG. 24 REPAIR KIT



6003-995A

KEY	PART CODE	DESCRIPTION	QTY	TYPE OF MODEL		I T C	C O L	G R P	REMARKS
				E255G01					
1	6287-810-005-10	REPAIR/ENGINE SET	1	R					
2	6212-569-002-00	SEAL,OIL	4	R					
3	6211-141-010-20	GASKET/CYLINDERHEAD	1	R					
4	6211-173-004-00	SEAL,CYL COVER	1	R					
5	6909-572-008-00	PACKING	2	R					
6	6214-115-002-20	GASKET	1	R					
7	6214-145-006-10	GASKET EXHAUST MANIF	1	R					
8	6211-258-001-00	SEAL,BEARING CAP	4	R					
9	6211-258-002-00	SEAL,BEARING CAP/7	2	R					
10	6209-625-001-00	SEAL,OIL	1	R					
11	6211-292-001-20	GASKET/COVER	1	R					
12	6209-625-002-00	SEAL,OIL	1	R					
13	6909-920-843-00	PACKING	4	R					
14	6211-312-001-20	GASKET/GEARCASE	1	R					
15	6211-312-002-20	GASKET/PLATE	1	R					
16	V720-102-401-50	O-RING/P15	1	R					
17	6213-614-003-10	GASKET/WATER PUMP	1	R					
18	6213-614-006-10	GASKET/SPACER	1	R					
19	6213-743-002-10	GASKET/HOUSING	1	R					
20	V723-102-005-50	O-RING	1	R					
21	6209-630-002-10	GASKET	1	R					

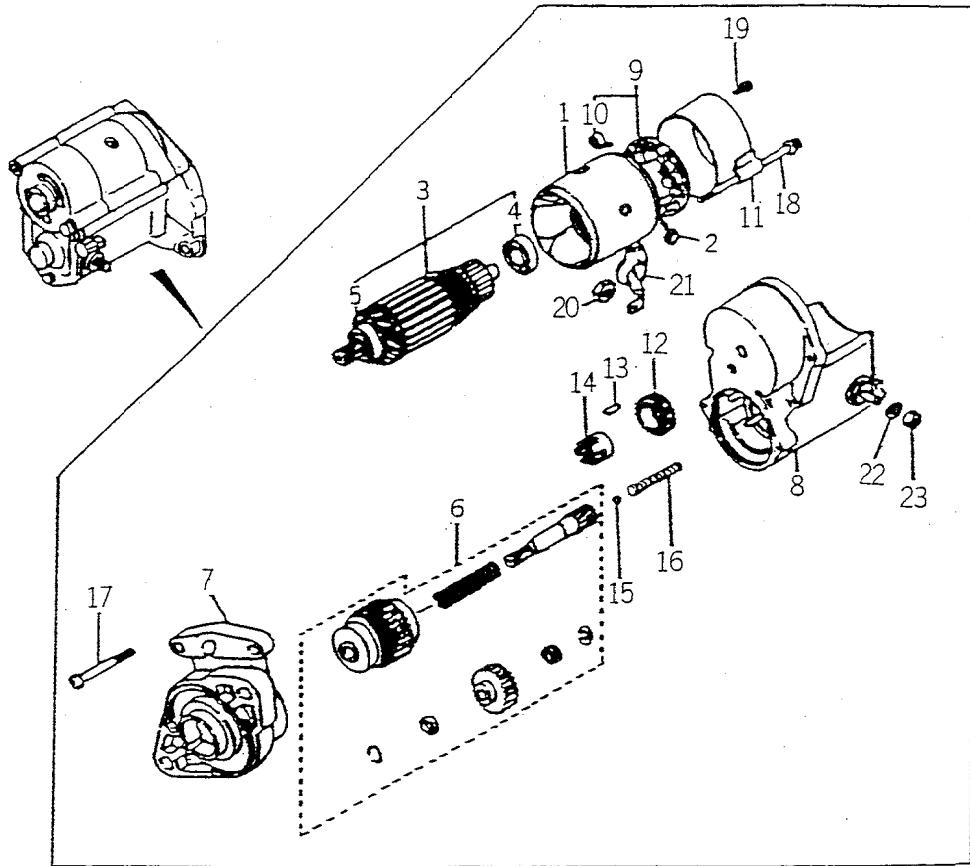
FIG. 26 6215 - 600 - 057 - 00



6003-510F

KEY	PART CODE	DESCRIPTION	QTY	TYPE OF MODEL		I T C	C C L	G R P	REMARKS
				E255G01					
1	6215 - 611 - 003 - 00	HOUSING PUMP	1	*					
2	6215 - 631 - 004 - 00	PLUNGER ASSY	2	*					
3	6215 - 641 - 002 - 00	VALVE, DELIVERY	2	*					
4	6215 - 643 - 003 - 00	SPRING, DELIVERY VALVE	2	*					
5	6215 - 649 - 003 - 00	GASKET	2	*					
6	6215 - 644 - 003 - 00	HOLDER, DELIVERY VALVE	2	*					
7	6215 - 649 - 004 - 00	O - RING	2	*					
8	6215 - 635 - 002 - 00	SLEEVE, FRANGE	2	*					
9	6215 - 649 - 005 - 00	PIN	2	*					
10	6215 - 649 - 006 - 00	O - RING	4	*					
11	6215 - 649 - 007 - 00	SCREW	4	*					
12	6215 - 622 - 002 - 00	TAPPET	2	*					
13	6215 - 629 - 017 - 00	PIN	2	*					
14	6215 - 629 - 019 - 00	RING SNAP	1	*					
15	6215 - 634 - 002 - 00	SPRING, PLUNGER	2	*					
16	6215 - 639 - 006 - 00	SEAT, SPRING	2	*					
17	6215 - 639 - 007 - 00	SEAT, SPRING	2	*					
18	6215 - 629 - 020 - 00	PLATE / T = 1.80	1	*					
19	6215 - 629 - 021 - 00	PLATE / T = 1.85	1	*					
20	6215 - 629 - 022 - 00	PLATE / T = 1.90	1	*					
21	6215 - 629 - 023 - 00	PLATE / T = 1.95	1	*					
22	6215 - 629 - 024 - 00	PLATE / T = 2.00	1	*					
23	6215 - 629 - 025 - 00	PLATE / T = 2.05	1	*					
24	6215 - 629 - 026 - 00	PLATE / T = 2.10	1	*					
25	6215 - 629 - 027 - 00	PLATE / T = 2.15	1	*					

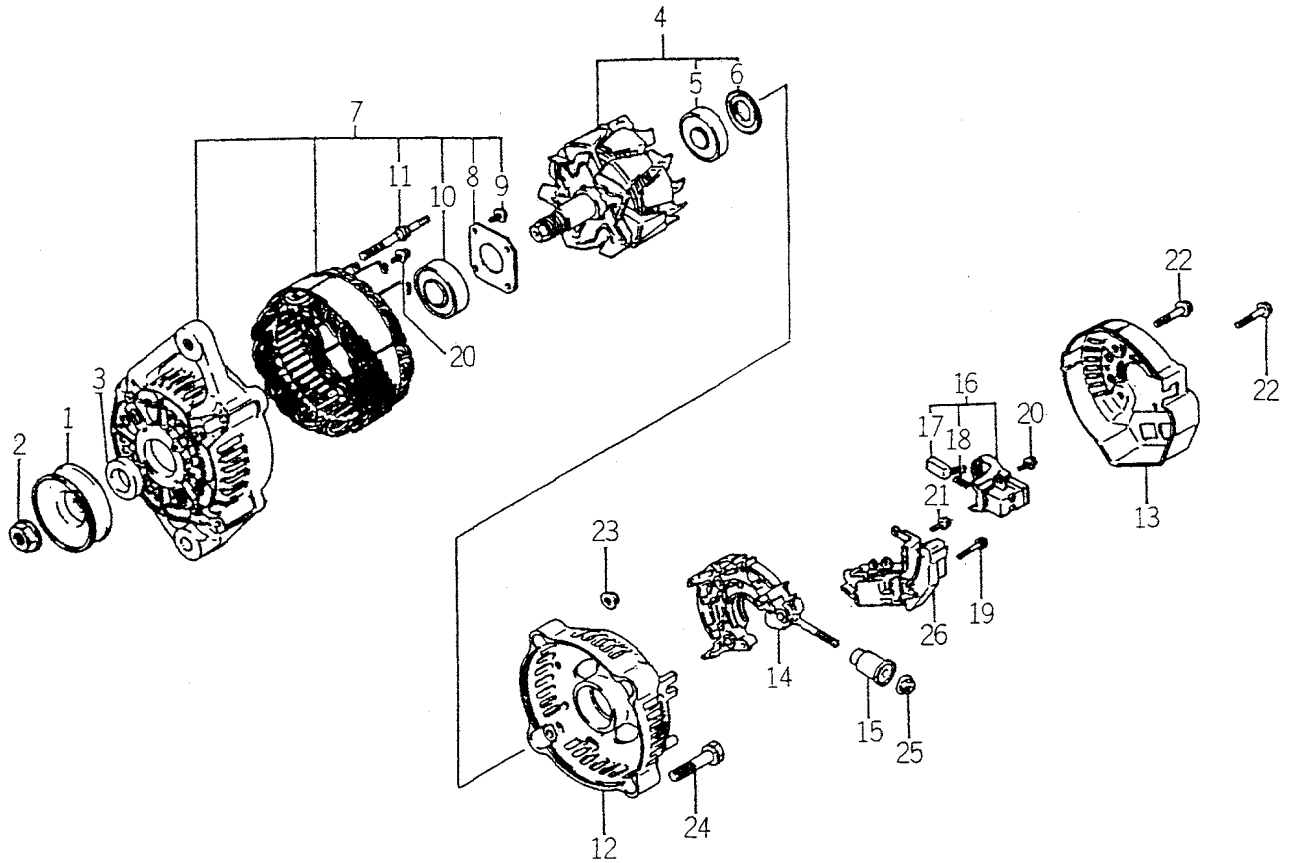
FIG. 27 6281 - 100 - 003 - 00



6003-80.G

KEY	PART CODE	DESCRIPTION	QTY	TYPE OF MODEL		I T C	C O L	G R P	REMARKS
				E255G01					
1	6281 - 111 - 002 - 00	YOKE/STARTER	1	*					
2	6281 - 116 - 002 - 00	STARTER KIT	2	*					
3	6281 - 121 - 003 - 00	ARMATURE	1	*					
4	6281 - 129 - 010 - 00	BEARING,BALL	1	*					
5	6281 - 129 - 011 - 00	BEARING,BALL	1	*					
6	6281 - 124 - 001 - 00	STARTER KIT	1	*					
7	6281 - 129 - 007 - 00	HOUSING/STARTER ASSY	1	*					
8	6281 - 151 - 004 - 00	SWITCH/STARTER ASSY	1	*					
9	6281 - 118 - 001 - 00	HOLDER ASSY	1	*					
10	6581 - 117 - 007 - 00	SPRING,BRUSH	4	*					
11	6281 - 115 - 004 - 00	FRAME/STARTER END	1	*					
12	6581 - 123 - 011 - 00	PINION,STARTER	1	*					
13	6581 - 129 - 099 - 00	RORA	5	*					
14	6581 - 129 - 100 - 00	RETAINER	1	*					
15	6581 - 129 - 092 - 00	BALL	1	*					
16	6581 - 129 - 096 - 00	SPRING	1	*					
17	6281 - 129 - 006 - 00	SCREW	2	*					
18	6281 - 129 - 008 - 00	BOLT/WS	2	*					
19	6281 - 129 - 009 - 00	SCREW/WS	2	*					
20	6909 - 111 - 508 - 00	NUT	1	*					
21	6281 - 129 - 019 - 00	CAP/RABBER	4	*					
22	6909 - 150 - 508 - 00	WASHER	1	*					
23	6909 - 110 - 408 - 00	NUT/M8	1	*					

FIG. 28 6281 - 200 - 016 - 00

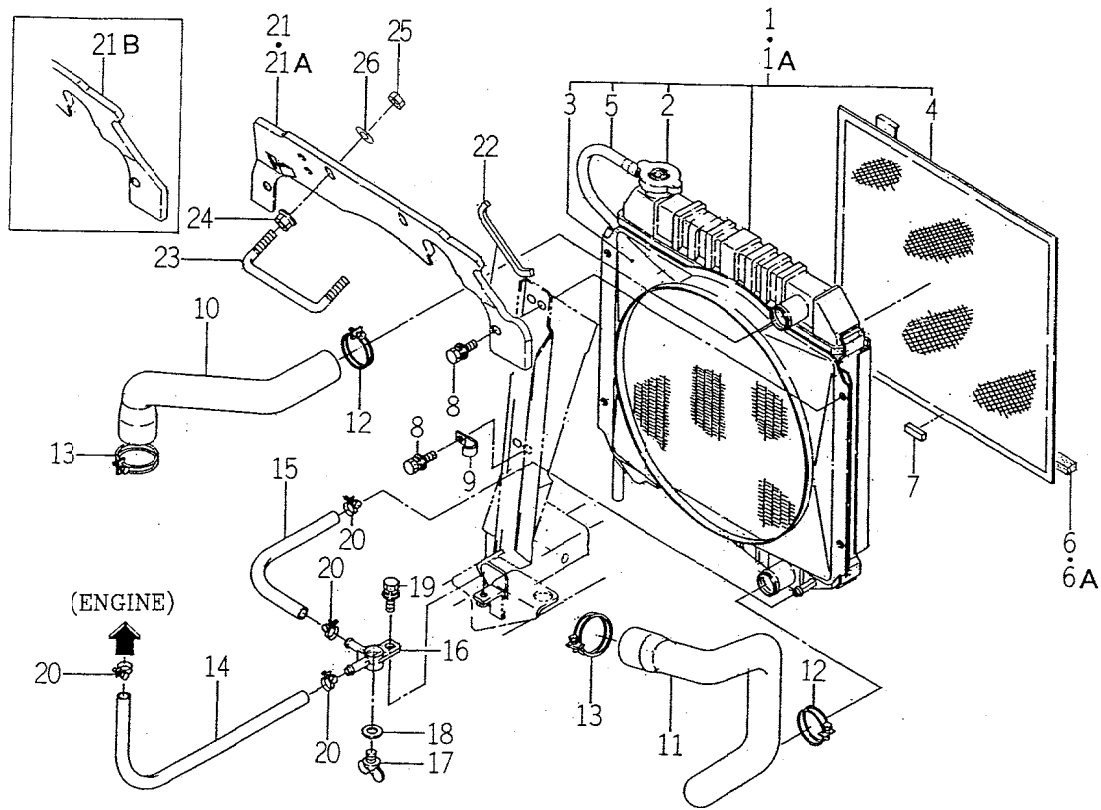


6003-801G

KEY	PART CODE	DESCRIPTION	QTY	TYPE OF MODEL		I T C	C O L	G R P	REMARKS
				E255G01					
1	6281 - 222 - 004 - 00	PULLEY	1	*					
2	6281 - 229 - 002 - 00	NUT	1	*					
3	6281 - 229 - 003 - 00	COLLOR	1	*					
4	6281 - 221 - 001 - 00	ROTOR ASSY	1	*					
5	6281 - 229 - 005 - 00	BEARING	1	*					
6	6281 - 229 - 004 - 00	COVER,BEARING	1	*					
7	6281 - 213 - 003 - 00	FRAME,DRIVE END ASSY	1	*					
8	6281 - 229 - 006 - 00	PLATE	1	*					
9	6281 - 229 - 007 - 00	BOLT	4	*					
10	6281 - 229 - 009 - 00	BEARING	1	*					
11	6281 - 229 - 008 - 00	BOLT	2	*					
12	6281 - 214 - 003 - 00	FRAME	1	*					
13	6281 - 214 - 004 - 00	COVER	1	*					
14	6281 - 229 - 010 - 00	HOLDER ASSY	1	*					
15	6281 - 229 - 011 - 00	BUSH	1	*					
16	6281 - 217 - 001 - 00	HOLDER,BRUSH ASSY	1	*					
17	6281 - 215 - 001 - 00	BRUSH	2	*					
18	6281 - 216 - 001 - 00	SPRING	2	*					
19	6281 - 229 - 012 - 00	BOLT	2	*					
20	6281 - 229 - 013 - 00	BOLT	6	*					
21	6281 - 229 - 014 - 00	BOLT	1	*					
22	6281 - 229 - 015 - 00	BOLT	3	*					
23	6281 - 229 - 016 - 00	NUT	2	*					
24	6281 - 229 - 017 - 00	BOLT	2	*					
25	6281 - 229 - 018 - 00	NUT	1	*					

CHASSIS

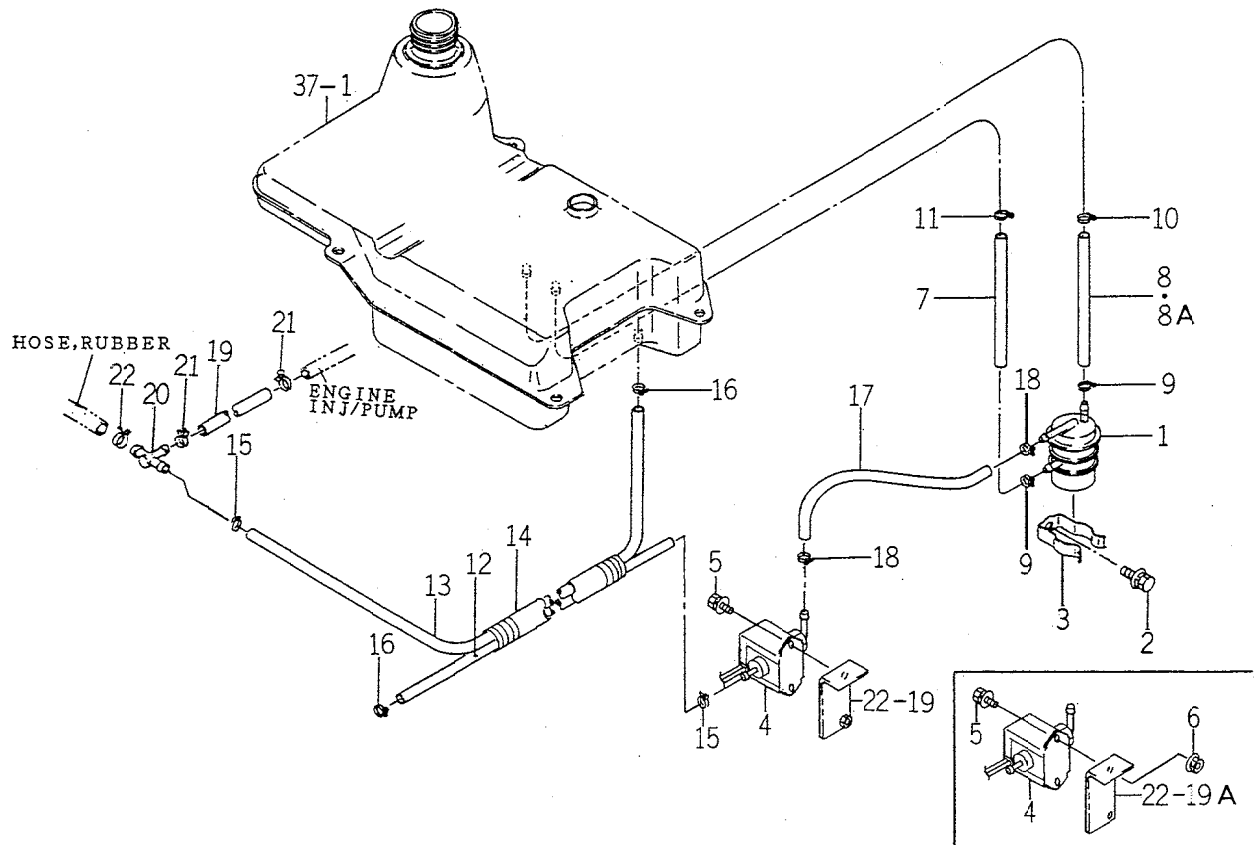
FIG. 2 RADIATOR SYSTEM



1593-102A

KEY	PART CODE	DESCRIPTION	QTY	TYPE OF MODEL		I T C	C O L	G R P	REMARKS
				SG13					
1	1593 - 102 - 500 - 00	RADIATOR ASSY	1		1- -366				
1A	1593 - 102 - 500 - 10	RADIATOR ASSY	1		367-				
2	1593 - 102 - 502 - 00	CAP	1		*				
3	1593 - 102 - 503 - 00	SHRUOD,FAN	1		*				
4	1593 - 102 - 504 - 00	PROTECTOR,FRONT	1		*				
5	1593 - 102 - 505 - 00	HOSE,VINYL	1		*				
6	1593 - 102 - 005 - 20	SEAL/15X10X340	1		1- -17				
6A	1593 - 102 - 005 - 30	SEAL/15X10X340	1		18-				
7	1593 - 102 - 011 - 00	SEAL/10X05X27	1		167-				
8	V211 - 360 - 802 - 00	BOLT (SP) M8X20	4		*				
9	1425 - 621 - 004 - 00	CLAMP,HARNES	1		*				
10	1593 - 102 - 001 - 10	HOSE,RADIATOR/UP	1		*				
11	1593 - 102 - 002 - 10	HOSE,RADIATOR/LW	1		*				
12	J061 - 232 - 040 - 00	CLAMP,WIRE/32 - 40	2		*				
13	J061 - 238 - 046 - 00	CLAMP,WIRE/38 - 46	2		*				
14	1593 - 102 - 003 - 20	HOSE/270	1		*				
15	1593 - 102 - 004 - 20	HOSE/210	1		*				
16	1560 - 104 - 010 - 40	CONNECTOR	1		*				
17	1424 - 101 - 203 - 00	PLUG	1		*				
18	1424 - 101 - 204 - 00	PACKING	1		*				
19	V211 - 360 - 802 - 00	BOLT (SP) M8X20	1		*				
20	J061 - 210 - 015 - 00	CLAMP,WIRE/10 - 15	4		*				
21	1593 - 102 - 006 - 30	PANEL,RADIATOR	1		1- -366				
21A	1593 - 102 - 006 - 40	PANEL,RADIATOR	1		367- -527				
21B	1593 - 102 - 006 - 50	PANEL,RADIATOR	1		528-				

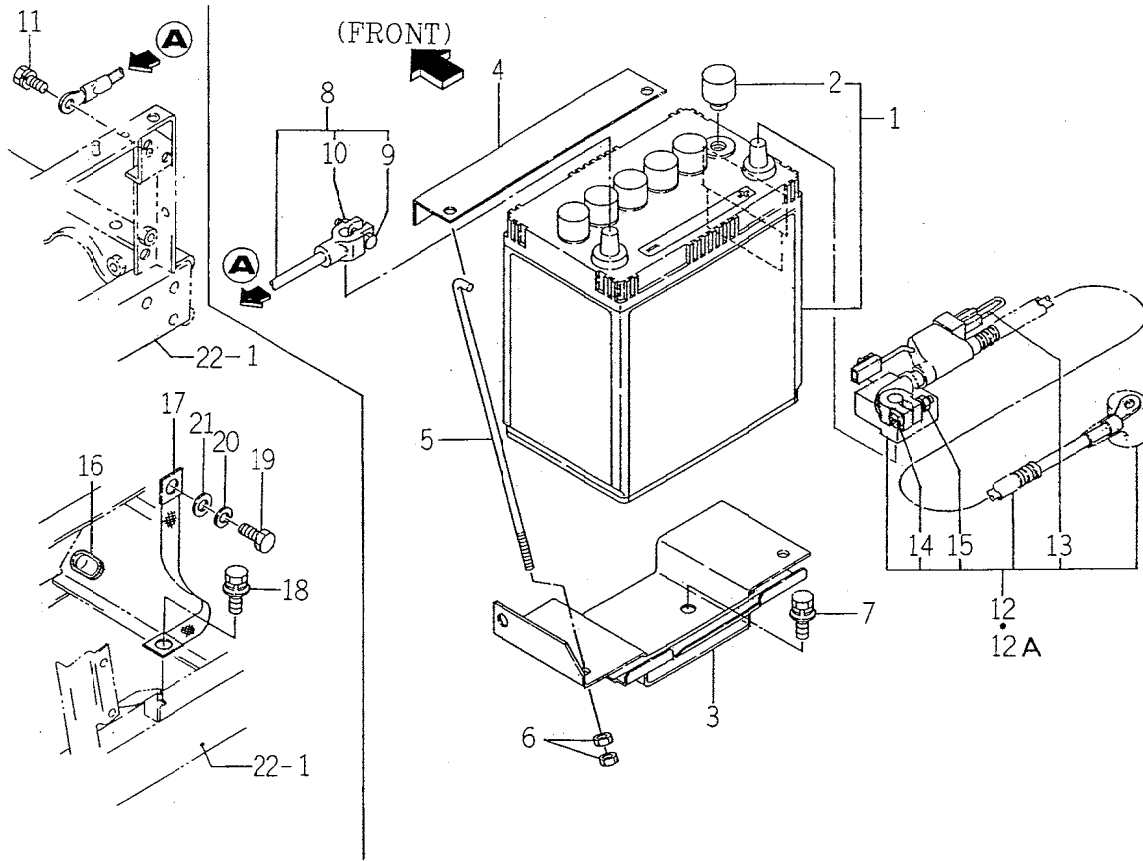
FIG. 4 FUEL FILTER and FUEL HOSE SYSTEM



1593-105A

KEY	PART CODE	DESCRIPTION	QTY	TYPE OF MODEL		I T C	C O L	G R P	REMARKS
				SG13					
1	6213 - 200 - 002 - 10	FILTER,FUEL	1	*					
2	V211 - 260 - 801 - 60	BOLT,SEMS (S) M8X16	1	*					
3	6219 - 755 - 001 - 00	HOLDER/FUEL FILTER	1	*					
4	1588 - 105 - 210 - 00	PUMP,FUEL	1	*					
5	V210 - 360 - 601 - 60	BOLT (SP) /M6X16	2	*					
6	V360 - 260 - 006 - 00	NUT/M6	2	2218-					
7	1593 - 105 - 005 - 00	HOSE/6X12X180	1	*					
8	1593 - 105 - 001 - 20	HOSE/180	1	1- -166					
8A	1593 - 105 - 001 - 30	HOSE,06X10X185	1	167-					
9	J061 - 210 - 012 - 00	CLAMP,WIRE/10 - 12	2	*					
10	J061 - 211 - 013 - 00	CLAMP,WIRE/11 - 13	1	*					
11	J061 - 209 - 011 - 00	CLAMP,WIRE/09 - 11	1	*					
12	1593 - 105 - 211 - 20	HOSE/1400	1	*					
13	1593 - 105 - 212 - 20	HOSE/1870	1	*					
14	1593 - 105 - 213 - 10	PROTECTOR	2	*					
15	J061 - 210 - 012 - 00	CLAMP,WIRE/10 - 12	2	*					
16	J061 - 211 - 013 - 00	CLAMP,WIRE/11 - 13	2	*					
17	1593 - 105 - 002 - 30	HOSE/400	1	*					
18	J061 - 210 - 012 - 00	CLAMP,WIRE/10 - 12	2	*					
19	3659 - 310 - 004 - 00	HOSE/07X13X120	1	*					
20	3643 - 586 - 001 - 00	JOINTT - TYPE	1	*					
21	J061 - 210 - 012 - 00	CLAMP,WIRE/10 - 12	2	*					
22	J062 - 081 - 087 - 00	CLIP,HOSE/8.1 - 8.7	1	*					

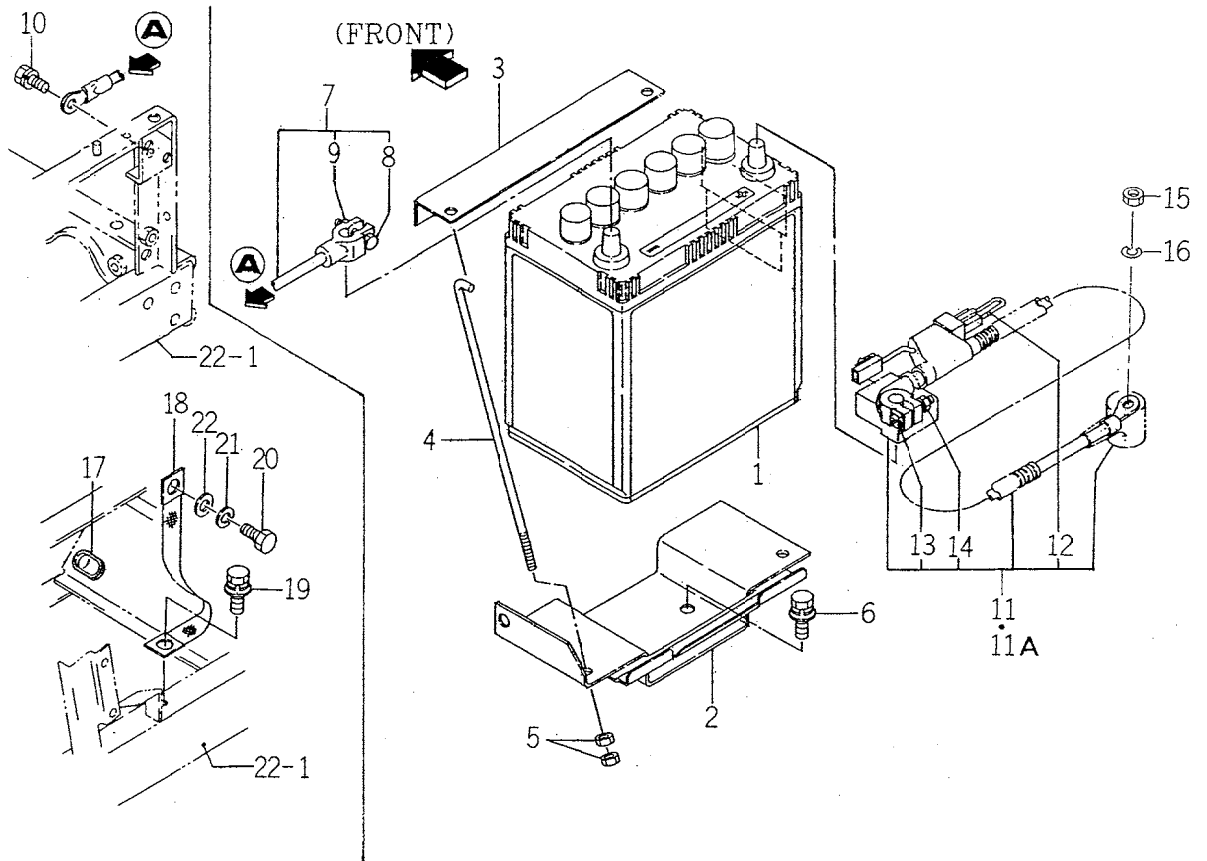
FIG. 5 BATTERY SYSTEM (E TYPE)



1593-112

KEY	PART CODE	DESCRIPTION	QTY	TYPE OF MODEL		I T C	C O L	G R P	REMARKS
				SG13					
1	1593 - 112 - 200 - 00	BATTERY,	1	*					
2	1427 - 621 - 002 - 10	CAP,BATTERY	1	*					
3	1593 - 112 - 510 - 30	PLATE,BATTERY	1	*					
4	1593 - 112 - 051 - 30	HOLDER,BATTERY	1	*					
5	1593 - 112 - 002 - 50	BOLT,BATTERY	2	*					
6	V301 - 260 - 006 - 00	NUT/M 6	4	*					
7	V211 - 360 - 802 - 00	BOLT (SP) M8X20	3	*					
8	1593 - 112 - 003 - 20	CABLE,EARTH	1	*					
9	1593 - 112 - 222 - 00	BOLT/M06X28	1	*					
10	1600 - 112 - 232 - 00	NUT/M06	1	*					
11	V211 - 260 - 801 - 60	BOLT,SEMS (S) M8X16	1	*					
12	1593 - 112 - 520 - 00	CABLE,BATTERY	1	1- -80					
12A	1593 - 112 - 520 - 10	CABLE,BATTERY	1	81-					
13	3652 - 261 - 202 - 00	LINK,FUSIBLE	1	*					
14	1600 - 112 - 231 - 00	BOLT/M06X32	1	*					
15	1600 - 112 - 232 - 00	NUT/M06	1	*					
16	1593 - 623 - 001 - 00	GROMMET	1	*					
17	3626 - 276 - 003 - 00	CABLE,WIRE	1	*					
18	V211 - 361 - 002 - 00	BOLT,SP/M10X16	1	*					
19	V203 - 461 - 002 - 00	BOLT/M10X1.25X20	1	*					
20	V401 - 160 - 010 - 00	WASHER	1	*					
21	V411 - 260 - 010 - 00	WASHER/M10	1	*					

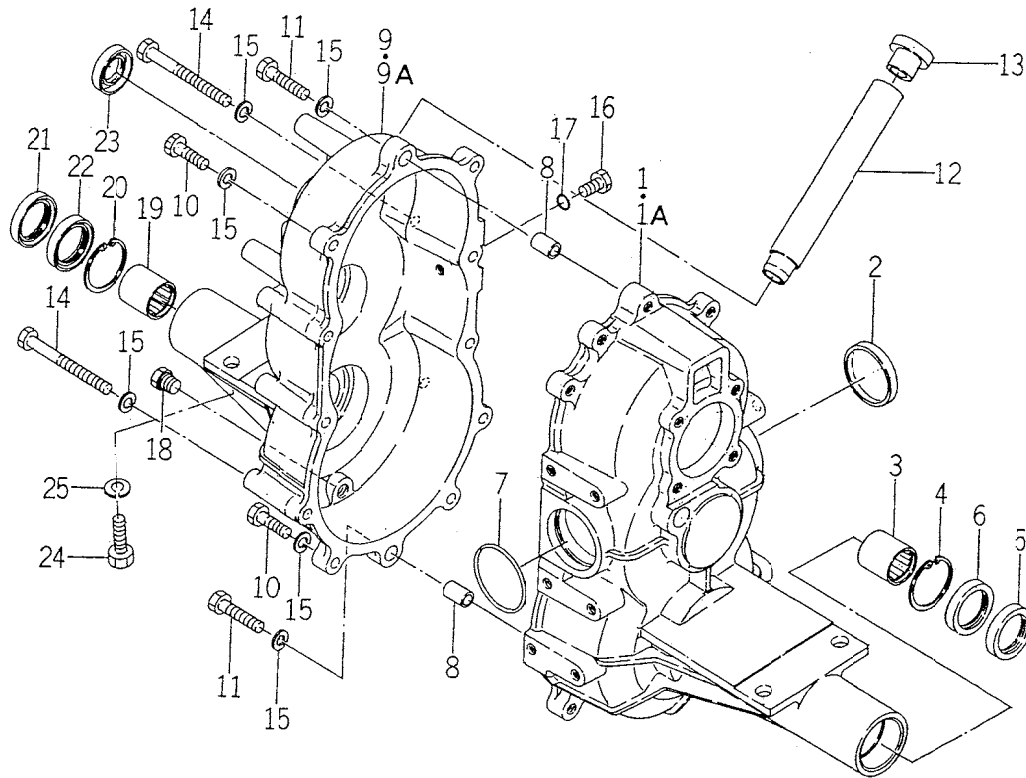
FIG. 6 BATTERY SYSTEM (EXCEPT E TYPE)



1593-112A

KEY	PART CODE	DESCRIPTION	QTY	TYPE OF MODEL		I T C	C O L	G R P	REMARKS
				SG13					
1	1593 - 112 - 210 - 00	BATTERY ASSY	1	*					
2	1593 - 112 - 510 - 30	PLATE,BATTERY	1	*					
3	1593 - 112 - 051 - 30	HOLDER,BATTERY	1	*					
4	1593 - 112 - 002 - 50	BOLT,BATTERY	2	*					
5	V301 - 260 - 006 - 00	NUT/M 6	4	*					
6	V211 - 360 - 802 - 00	BOLT (SP) M8X20	3	*					
7	1593 - 112 - 003 - 20	CABLE,EARTH	1	*					
8	1593 - 112 - 222 - 00	BOLT/M06X28	1	*					
9	1600 - 112 - 232 - 00	NUT/M06	1	*					
10	V211 - 260 - 801 - 60	BOLT,SEMS (S) M8X16	1	*					
11	1593 - 112 - 520 - 00	CABLE,BATTERY	1	1- 80					
11A	1593 - 112 - 520 - 10	CABLE,BATTERY	1	81-					
12	3652 - 261 - 202 - 00	LINK,FUSIBLE	1	*					
13	1600 - 112 - 231 - 00	BOLT/M06X32	1	*					
14	1600 - 112 - 232 - 00	NUT/M06	1	*					
15	V304 - 260 - 008 - 00	NUT/M 8	1	*					
16	V401 - 160 - 008 - 00	WASHER,SP/M 8	1	*					
17	1593 - 623 - 001 - 00	GROMMET	1	*					
18	3623 - 276 - 003 - 00	CABLE,WIRE	1	*					
19	V211 - 361 - 002 - 00	BOLT,SP/M10X16	1	*					
20	V203 - 461 - 002 - 00	BOLT/M10X1.25X20	1	*					
21	V401 - 160 - 010 - 00	WASHER	1	*					
22	V411 - 260 - 010 - 00	WASHER/M10	1	*					

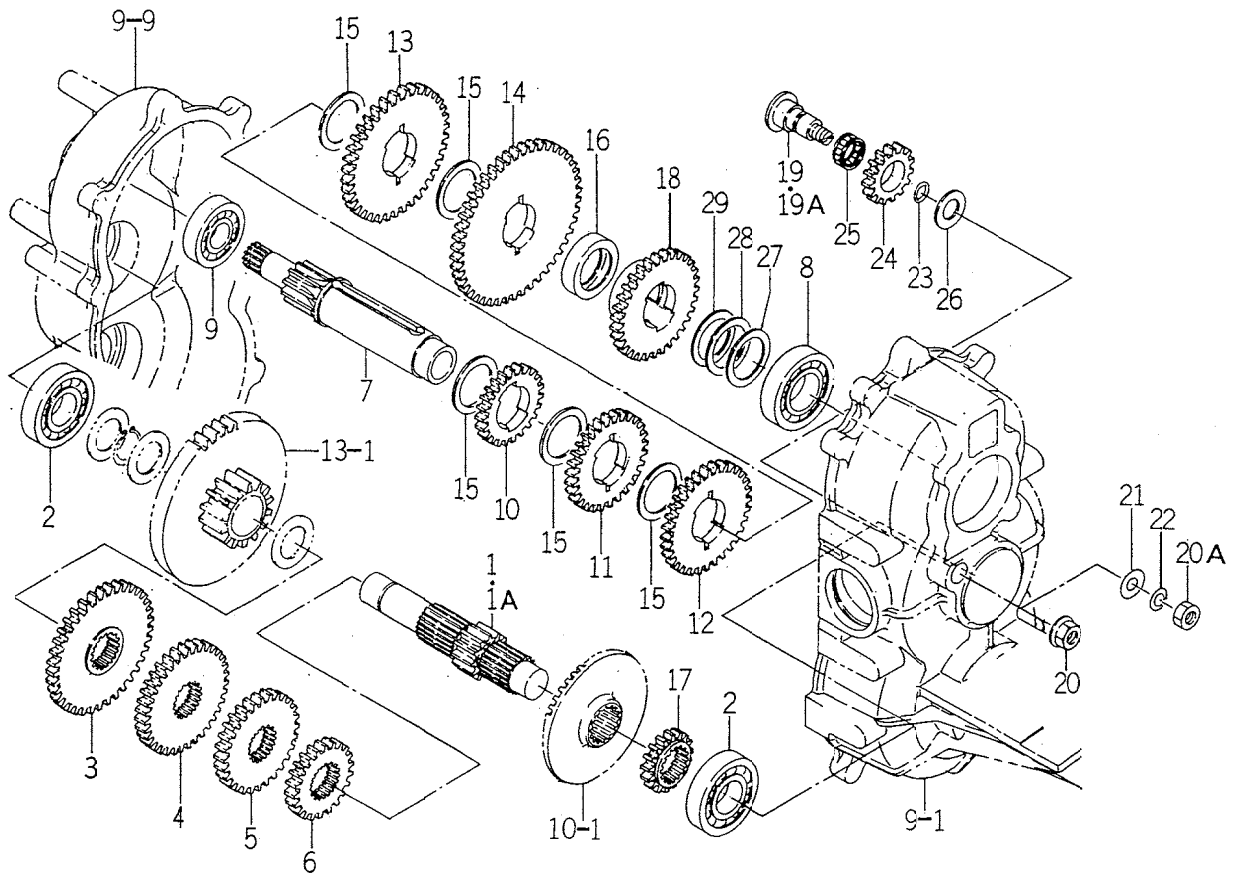
FIG. 9 CASE (TRANSMISSION) SYSTEM



1593-201B

KEY	PART CODE	DESCRIPTION	QTY	TYPE OF MODEL		I T C	C O L	G R P	REMARKS
				SG13					
1	1593 - 201 - 051 - 30	CASE,T - MISSION/LH	1	1- -80					
1A	1593 - 201 - 051 - 40	CASE,T - MISSION/LH	1	81-					
2	3640 - 547 - 004 - 00	PLUG/50X6.5	1	*					
3	V653 - 43C - 403 - 00	BEARING,NR/TA3030Z	1	*					
4	V705 - 14C - 042 - 00	RING,SNAP/42 C	1	*					
5	V744 - 130 - 420 - 80	SEAL,OIL/TC30428	1	*					
6	V740 - 130 - 420 - 80	SEAL,OIL	1	*					
7	V721 - 103 - 105 - 00	O - RING/G50	1	*					
8	3737 - 113 - 005 - 00	PIN,KNOCK	2	*					
9	1593 - 201 - 052 - 40	CASE,T - MISSION/RH	1	1- -80					
9A	1593 - 201 - 052 - 50	CASE,T - MISSION/RH	1	81-					
10	V201 - 260 - 803 - 00	BOLT/M 8X30	4	*					
11	V201 - 260 - 804 - 00	BOLT/M 8X40	2	*					
12	1593 - 201 - 004 - 10	BUSH/22X165	1	*					
13	2111 - 101 - 011 - 00	PLUG,OIL	1	*					
14	V201 - 260 - 808 - 50	BOLT/M 8X85	6	*					
15	V401 - 160 - 008 - 00	WASHER,SP/M 8	12	*					
16	V201 - 260 - 801 - 60	BOLT/M 8X16	1	*					
17	V720 - 101 - 900 - 80	O - RING/P 8	1	*					
18	7955 - 201 - 026 - 00	PLUG,DRAIN (1/4)	1	*					
19	V653 - 430 - 403 - 00	BEARING,NR/TA3030Z	1	*					
20	V705 - 140 - 042 - 00	RING,SNAP/42 C	1	*					
21	V744 - 130 - 420 - 80	SEAL,OIL/TC30428	1	*					
22	V740 - 130 - 420 - 80	SEAL,OIL	1	*					
23	V744 - 120 - 350 - 70	SEAL,OIL/TC20357	1	*					

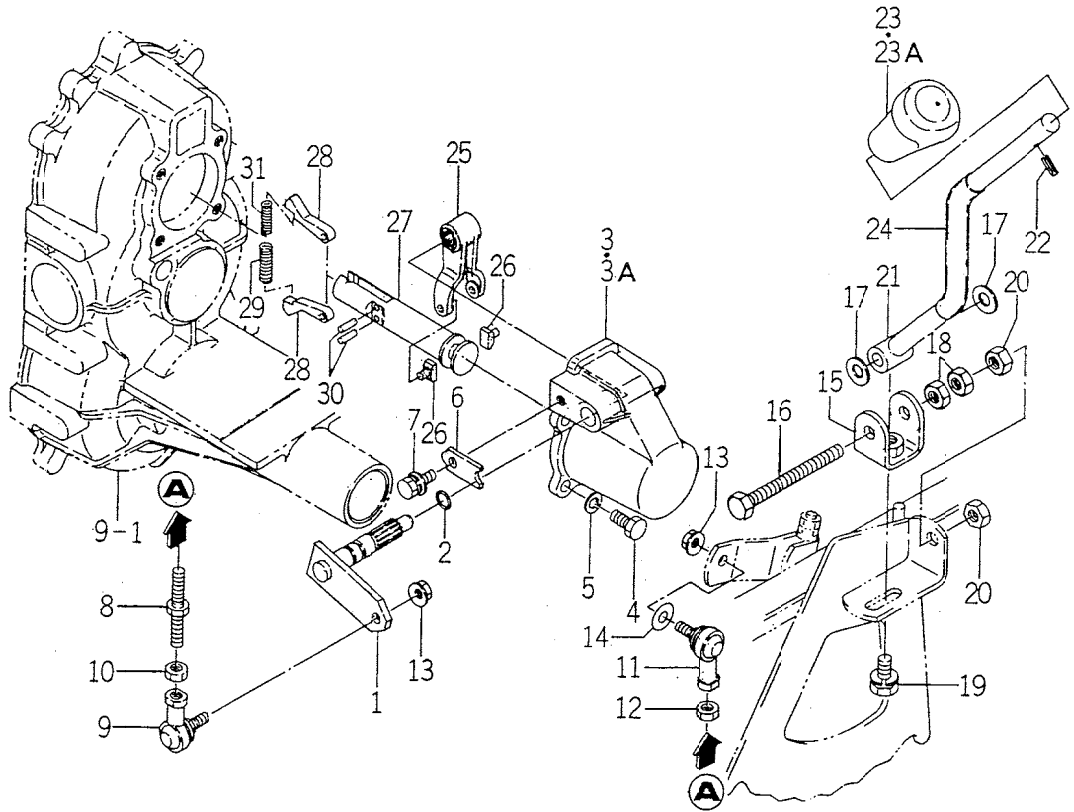
FIG. 11 SHAFT (CHANGE GEAR) and SHAFT (CHANGE SHIFT) SYSTEM



1593-205

KEY	PART CODE	DESCRIPTION	QTY	TYPE OF MODEL		I T C	C O L	G R P	REMARKS
				SG13					
1	1593 - 205 - 051 - 10	SHAFT,ENGINE GEAR	1	1-					
1A	1593 - 205 - 051 - 20	SHAFT,CHANGE GEAR	1	-500					
2	V600 - 110 - 630 - 50	BEARING,RB/6305	2	*					
3	1593 - 205 - 052 - 20	GEAR,SPUR/40 - F5	1	*					
4	1593 - 205 - 053 - 10	GEAR,SPUR/34 - F4	1	*					
5	1593 - 205 - 054 - 10	GEAR,SPUR/29 - F3	1	*					
6	1593 - 205 - 055 - 10	GEAR,SPUR/22 - F2	1	*					
7	1593 - 205 - 056 - 30	SHAFT,CHANGE SHIFT	1	*					
8	V600 - 110 - 620 - 60	BEARING,RB/6206	1	*					
9	V600 - 110 - 630 - 40	BEARING,RB/6304	1	*					
10	1593 - 205 - 058 - 20	GEAR,SPUR/23 - F5	1	*					
11	1593 - 205 - 059 - 20	GEAR,SPUR/29 - F4	1	*					
12	1593 - 205 - 061 - 30	GEAR,SPUR/34 - F3	1	*					
13	1593 - 205 - 062 - 30	GEAR,SPUR/41 - F2	1	*					
14	1593 - 205 - 063 - 20	GEAR,SPUR/51 - F1	1	*					
15	1593 - 205 - 064 - 10	COLLAR/34X45X02	5	*					
16	1593 - 205 - 065 - 10	COLLAR/34X48X13	1	*					
17	1593 - 205 - 016 - 40	GEAR,SPUR	1	*					
18	1593 - 205 - 068 - 20	GEAR,SPUR/33	1	*					
19	1593 - 205 - 069 - 20	PIN,REVERSE COUNTER	1	1-					
19A	1593 - 205 - 069 - 30	PIN,REVERSE COUNTER	1	-366					
20	V363 - 260 - 010 - 00	NUT/M10	1	367-					
20A	V304 - 260 - 010 - 00	NUT	1	1-					
21	1376 - 121 - 001 - 00	WASHER/11X22X3	1	-363					
22	V401 - 160 - 010 - 00	WASHER	1	367-					

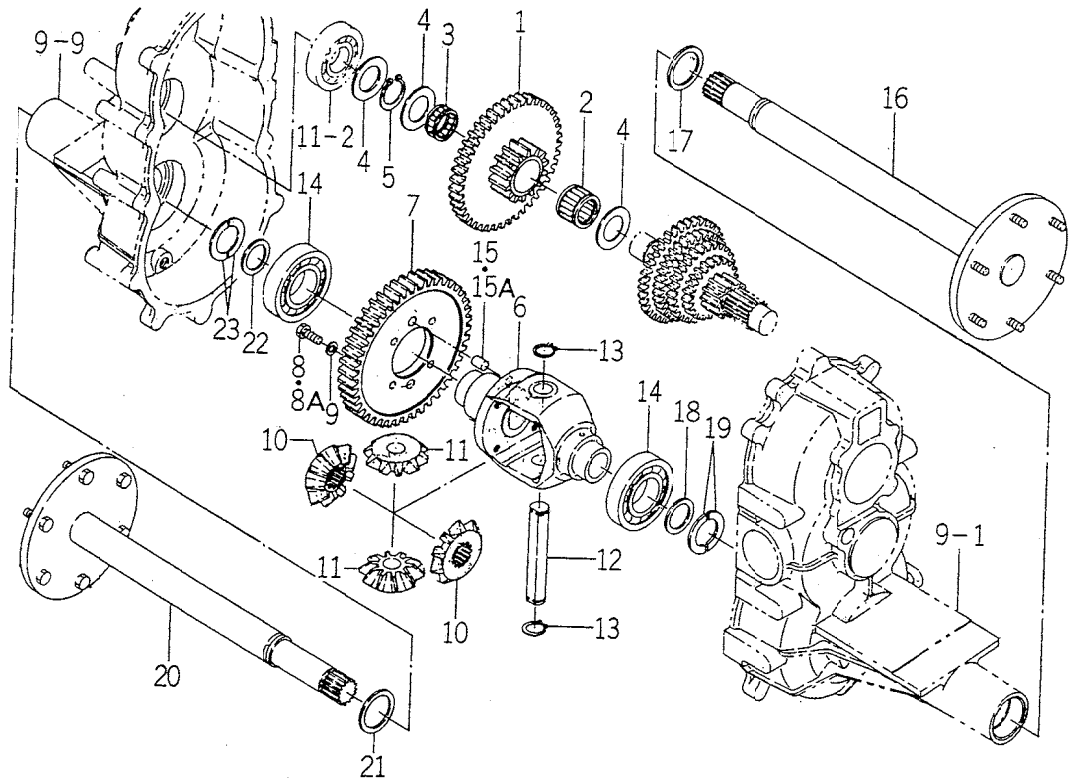
FIG. 12 SHIFT and LEVER (CHANGE) SYSTEM



1593-215

KEY	PART CODE	DESCRIPTION	QTY	TYPE OF MODEL		I T C	C O L	G R P	REMARKS
				SG13					
1	1593 - 215 - 500 - 30	SHIFT	1	*					
2	V720 - 102 - 401 - 10	O - RING/P11	1	*					
3	1593 - 215 - 051 - 50	CASE,CHANGE SHIFT	1	1- -80					
3A	1593 - 215 - 051 - 60	CASE,CHANGE SHIFT	1	81-					
4	3737 - 112 - 006 - 00	BOLT	4	*					
5	V401 - 160 - 008 - 00	WASHER,SP/M 8	4	*					
6	1593 - 215 - 053 - 20	PLATE/IR - 19X42	1	*					
7	V211 - 360 - 801 - 60	BOLT,SEMS (SP)	1	*					
8	1593 - 215 - 004 - 30	ROD/D = 7.07 - 7.13	1	*					
9	3640 - 220 - 004 - 00	L - BALL RH	1	*					
10	V304 - 260 - 008 - 00	NUT/M 8	1	*					
11	3640 - 220 - 005 - 00	L - BAAL LH	1	*					
12	1560 - 132 - 007 - 30	NUT/M8	1	*					
13	V363 - 260 - 008 - 00	NUT,LOCK/M8	2	*					
14	V411 - 260 - 008 - 00	WASHER,PL/M 8	1	*					
15	1593 - 215 - 520 - 10	PLATE/U - 32X32	1	*					
16	W201 - 261 - 009 - 00	BOLT/M10X90	1	*					
17	3768 - 154 - 006 - 00	COLLAR,CHANGE LEVER	2	*					
18	V305 - 260 - 010 - 00	NUT/M10	2	*					
19	V211 - 361 - 002 - 00	BOLT,SP/M10X16	1	*					
20	V305 - 260 - 010 - 00	NUT/M10	2	*					
21	1593 - 215 - 250 - 40	LEVER,CHANGE	1	*					
22	V580 - 140 - 502 - 00	PIN,SPRING/5 X20 W	1	*					
23	1560 - 281 - 007 - 40	GRIP/14X82	1	1- -2130					
23A	1560 - 281 - 007 - 50	GRIP/14X82	1	2131-					

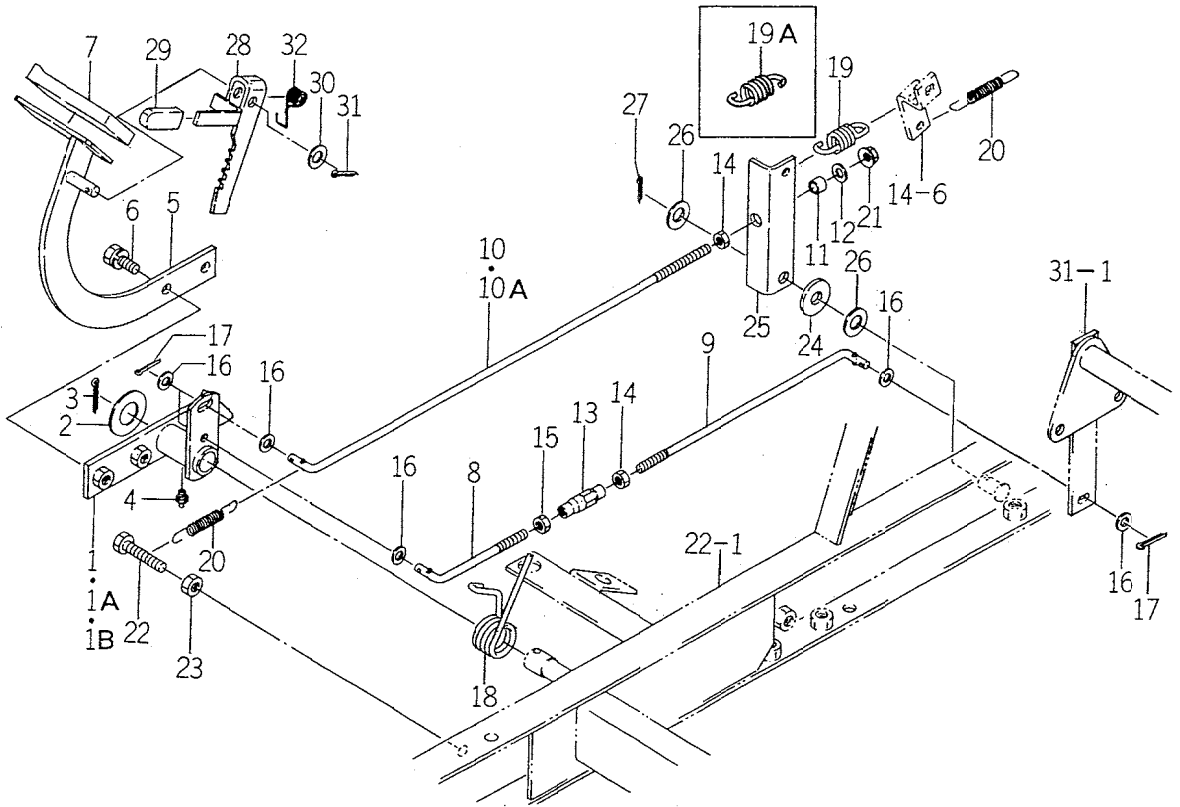
FIG. 13 CASE (DIFF) and SHAFT (WHEEL) SYSTEM



1593-303

KEY	PART CODE	DESCRIPTION	QTY	TYPE OF MODEL		I T C	C O L	G R P	REMARKS
				SG13					
1	1593 - 303 - 500 - 10	GEAR/52 - 15)	1	*					
2	1568 - 302 - 001 - 00	BEARING,NR/KT253224E	1	*					
3	V654 - 425 - 311 - 30	BEARING,NC/KT253113	1	*					
4	1593 - 303 - 051 - 20	SHIM/2	3	*					
5	V7C4 - 140 - 025 - 00	RING,SNAP/25 C	1	*					
6	1593 - 304 - 051 - 20	CASE,DIFF	1	*					
7	1593 - 304 - 052 - 20	GEAR,SPUR/50	1	*					
8	V203 - 461 - 002 - 00	BOLT/M10X1.25X20	4	1- -80					
8A	1593 - 304 - 054 - 10	BOLT/M10X1.25X25	4	81-					
9	V401 - 160 - 010 - 00	WASHER	4	*					
10	1593 - 304 - 053 - 10	GEAR,BEVEL/12	2	*					
11	1593 - 304 - 055 - 10	PINION,BEVEL/11	2	*					
12	1593 - 304 - 057 - 10	PIN,DIFF PINION	1	*					
13	V704 - 140 - 016 - 00	RING,SNAP/16 C	2	*					
14	V600 - 110 - 620 - 70	BEARING,RB/6207	2	*					
15	V520 - 101 - 001 - 80	PIN,ST/10X18	2	1- -30					
15A	1593 - 304 - 008 - 00	PIN/10X18	2	81-					
16	1593 - 307 - 500 - 30	SHAFT,WHEEL/LH	1	*					
17	1593 - 307 - 051 - 20	COLLAR/31X41X03	1	*					
18	1593 - 307 - 052 - 10	COLLAR/26X35X03	1	*					
19	1593 - 307 - 053 - 10	COLLAR,WHEEL THRUST	2	*					
20	1593 - 307 - 510 - 30	SHAFT,WHEEL/RH	1	*					
21	1593 - 307 - 051 - 20	COLLAR/31X41X03	1	*					
22	1593 - 307 - 052 - 10	COLLAR/26X35X03	1	*					
23	1593 - 307 - 053 - 10	COLLAR,WHEEL THRUST	2	*					

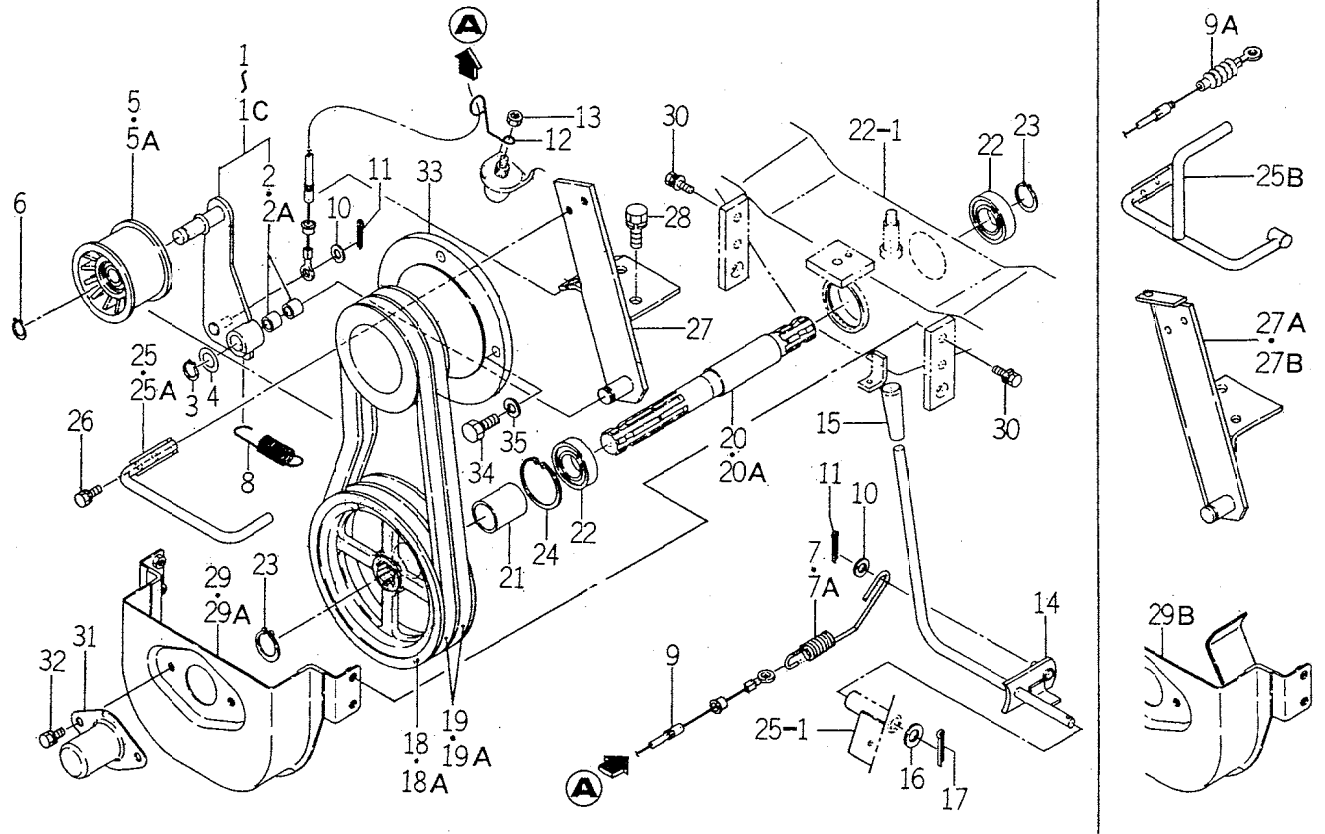
FIG. 15 ARM (CLUTCH/BRAKE) and ARM (PEDAL) SYSTEM



1593-312

KEY	PART CODE	DESCRIPTION	QTY	TYPE OF MODEL		I T C	C O L	G R P	REMARKS
				SG13					
1	1593 - 312 - 510 - 30	ARM,CLUTCH/BRAKE	1		1- -500				
1A	1593 - 312 - 510 - 40	ARM,CLUTCH/BRAKE	1		5C1- -527				
1B	1593 - 312 - 510 - 50	ARM,CLUTCH/BRAKE	1		528-				
2	V411 - 260 - 020 - 00	WASHER/M20	1	*					
3	V500 - 163 - 003 - 00	PIN,SPLIT/3 X30	1	*					
4	V762 - 150 - 000 - 00	NIPPLE,GREASE/B - M6F	1	*					
5	1593 - 312 - 530 - 00	ARM,PEDAL	1	*					
6	V211 - 261 - 002 - 00	BOLT,SEMS	2	*					
7	1524 - 122 - 001 - 00	PAD	1	*					
8	1593 - 312 - 051 - 30	ROD/M8X110	1	*					
9	1593 - 312 - 052 - 20	ROD/M8X272	1	*					
10	1593 - 312 - 053 - 30	ROD,BRAKE	1		1- -527				
10A	1593 - 312 - 220 - 00	ROD,BRAKE COMP	1		528-				
11	1593 - 312 - 009 - 00	HUB (08X12X10)	1	*					
12	V411 - 260 - 008 - 00	WASHER,PL/M 8	1	*					
13	1444 - 122 - 002 - 00	TURNBUCKLE/M8	1	*					
14	V304 - 260 - 008 - 00	NUT/M 8	2	*					
15	1560 - 132 - 007 - 30	NUT/M8	1	*					
16	V411 - 260 - 008 - 00	WASHER,PL/M 8	6	*					
17	V500 - 163 - 001 - 50	PIN,SPLIT/3 X15	3	*					
18	1593 - 312 - 055 - 20	SPRING/HT031	1	*					
19	2111 - 441 - 027 - 10	SPRING,HYD CLUTCH	1		1- -2217				
19A	1337 - 401 - 006 - 00	SPRING,MAIN CLUTCH	1		2213-				
20	1415 - 120 - 006 - 00	SPRING,TENSION/86	2	*					
21	V363 - 260 - 008 - 00	NUT,LOCK/M8	1	*					

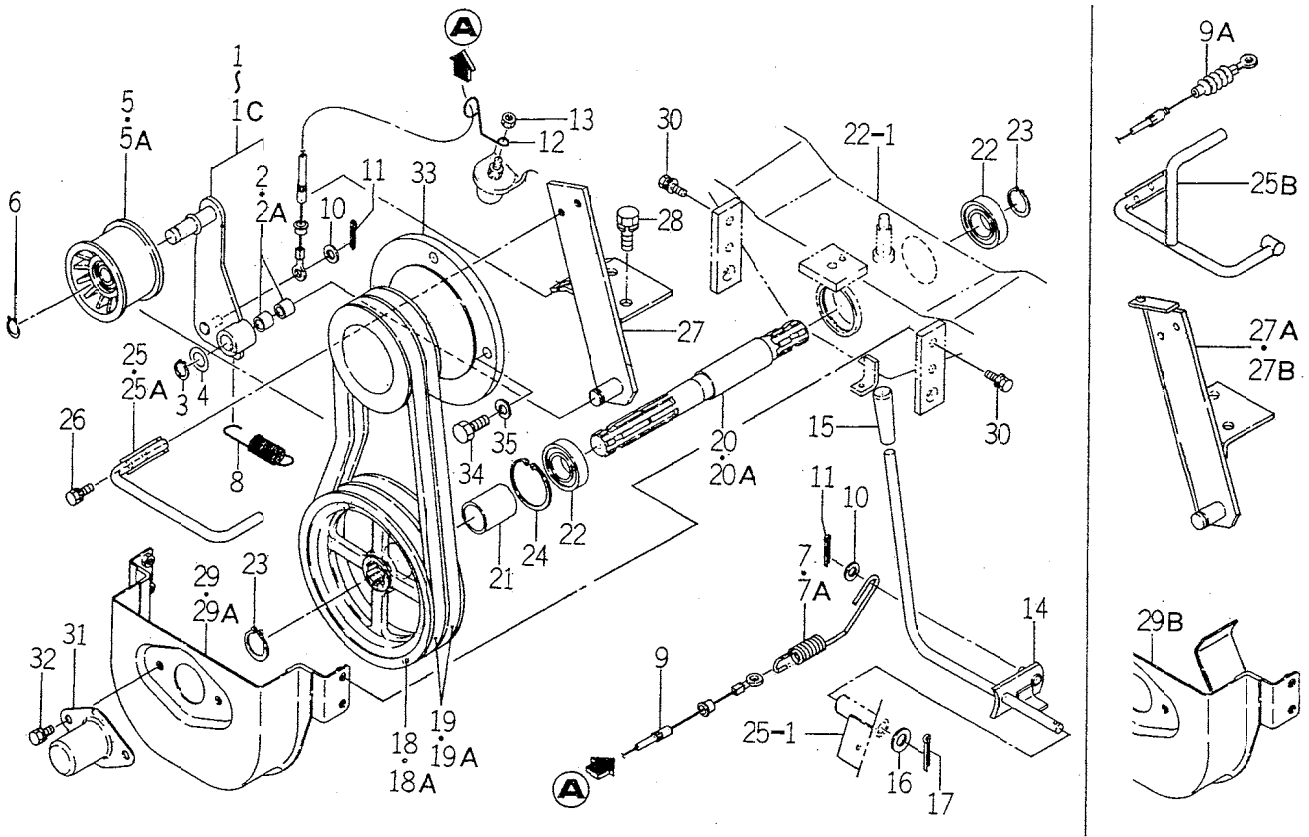
FIG. 18 ARM (P.T.O) and LEVER (P.T.O) SYSTEM



1593-332A

KEY	PART CODE	DESCRIPTION	QTY	TYPE OF MODEL		I T C	C O L	G R P	REMARKS
				SG13					
1	1593-332-520-00	ARM/PTO ASSY	1	1-					
1A	1593-332-520-10	ARM/PTO ASSY	1	8-					
1B	1593-332-520-20	ARM/PTO ASSY	1	15-					
1C	1593-332-520-30	ARM/PTO ASSY	1	81-					
2	1593-332-061-00	BUSH/15X17X10	2	1-					
2A	2502-407-001-10	BUSH/15X17X11	2	81-					
3	V704-140-015-00	RING,SNAP/15 C	1	*					
4	1427-601-003-00	WASHER/15X24X2	1	*					
5	3646-703-001-00	PULLEY,TENSION/70X47	1	1-					
5A	3648-703-001-00	PULLEY,TENSION/80X47	1	81-					
6	V704-140-015-00	RING,SNAP/15 C	1	*					
7	1593-332-052-00	SPRING/HE014	1	1-					
7A	1593-332-052-10	SPRING/HE014	1	81-					
8	1593-332-053-00	SPRING/HE083	1	*					
9	1593-332-051-20	CABLE,PTO	1	1-					
9A	1593-332-051-30	CABLE,PTO	1	81-					
10	V411-260-008-00	WASHER,PL/M 8	2	*					
11	V500-163-001-50	PIN,SPLIT/3 X15	2	*					
12	1383-452-001-00	HOLDER,WIRE	1	*					
13	V301-260-006-00	NUT/M 6	1	*					
14	1593-333-500-30	LEVER,PTO	1	*					
15	4106-105-303-00	KNOB	1	*					
16	V411-260-010-00	WASHER/M10	1	*					
17	V500-163-002-50	PIN,SPLIT/3 X25	1	*					
18	1593-334-056-40	PULLEY,V/2B173	1	1-					

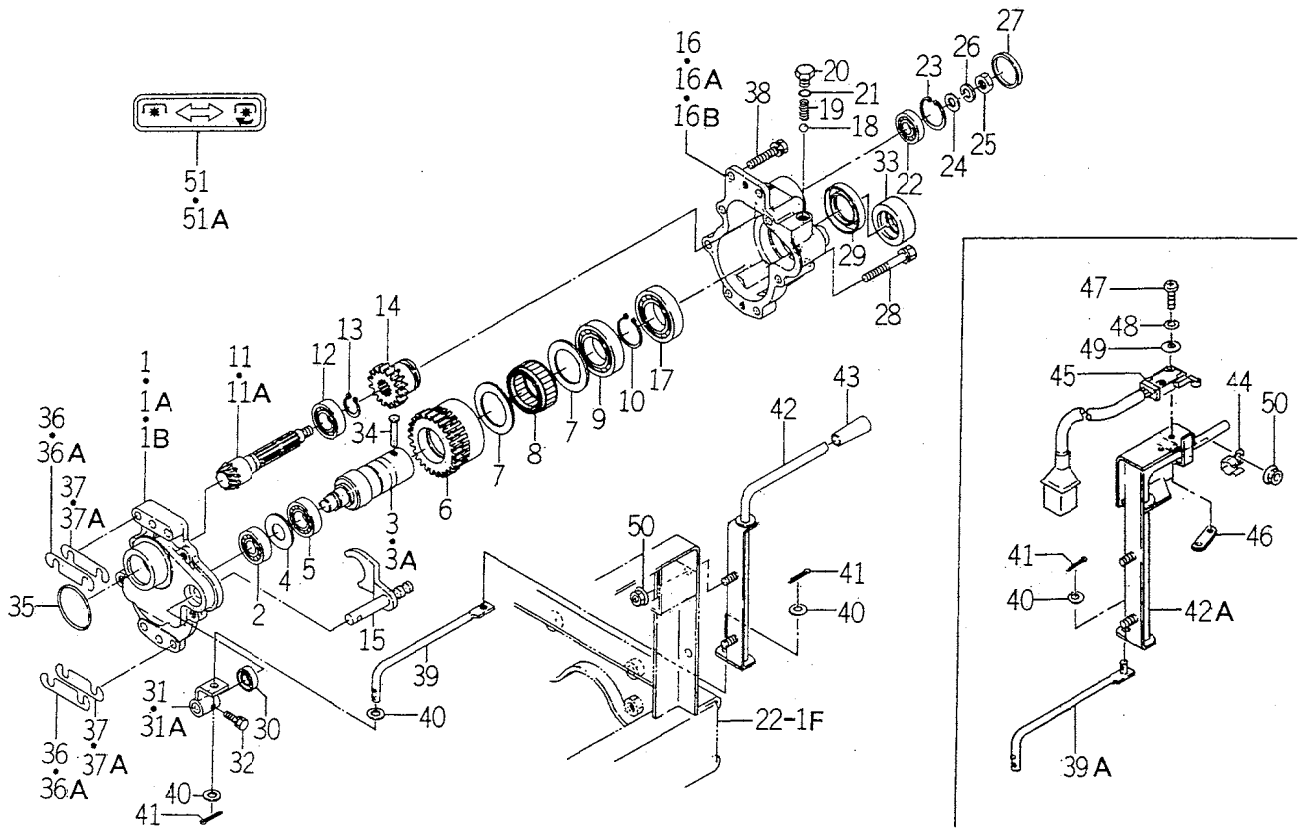
FIG. 18 ARM (P.T.O) and LEVER (P.T.O) SYSTEM



1593-332A

KEY	PART CODE	DESCRIPTION	QTY	TYPE OF MODEL		I T C	C O L	G R P	REMARKS
				SG13					
18A	1593 - 334 - 056 - 50	PULLEY,V2B173	1	81-					
19	1593 - 334 - 054 - 20	BELT/VB038	2	1- -80					
19A	1593 - 334 - 054 - 30	BELT,VB038	2	81-					
20	1593 - 334 - 051 - 20	SHAFT,PTO	1	1- -41					
20A	1593 - 334 - 051 - 30	SHAFT,PTO	1	42-					
21	1593 - 334 - 055 - 00	COLLAR,/26X32X41	1	*					
22	V600 - 150 - 600 - 50	BEARING,RB/6005SS	2	*					
23	V704 - 140 - 025 - 00	RING,SNAP/25 C	2	*					
24	V705 - 140 - 047 - 00	RING,SNAP/47 C	1	*					
25	1593 - 334 - 300 - 00	BAR,PTO	1	1- -366					
25A	1593 - 334 - 300 - 10	BAR,PTO	1	367- -527					
25B	1593 - 334 - 300 - 20	BAR,PTO	1	528-					
26	V210 - 260 - 601 - 60	BOLT,SEMS (S)	2	*					
27	1593 - 334 - 310 - 00	BRACKET,PTO	1	1- -80					
27A	1593 - 334 - 310 - 10	BRACKET,PTO/F	1	81- -527					
27B	1593 - 334 - 310 - 20	BRACKET,PTO/F	1	528-					
28	V211 - 261 - 002 - 50	BOLT (S) M10X25	2	*					
29	1593 - 335 - 500 - 30	COVER,FRONT PTD	1	1- -366					
29A	1593 - 335 - 500 - 40	COVER,FRONT PTD	1	367- -527					
29B	1593 - 335 - 500 - 50	COVER,FRONT PTD	1	528-					
30	V210 - 360 - 601 - 60	BOLT (SP) /M6X16	4	*					
31	1427 - 130 - 260 - 00	CAP,SHAFT (A) COMP	1	*					
32	V210 - 260 - 601 - 20	BOLT,SEMS	2	*					
33	1593 - 335 - 058 - 00	PULLEY,V/2B105	1	*					
34	V203 - 461 - 002 - 50	BOLT/M10X1.25X25	4	*					

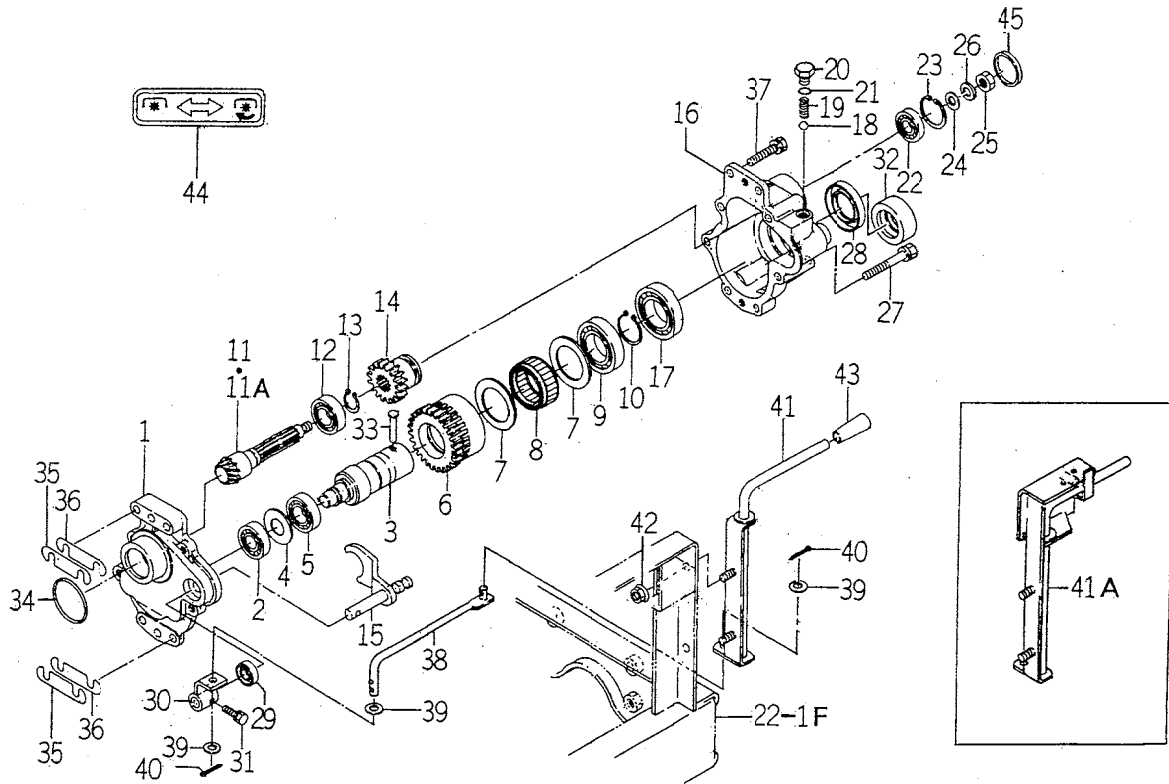
FIG. 19 P.T.O. SYSTEM (E TYPE) (OPTION)



1593-341B

KEY	PART CODE	DESCRIPTION	QTY	TYPE OF MODEL		I T C	C O L	G R P	REMARKS
				SG13					
1	1593 - 341 - 001 - 20	CASE,PTO FRONT	1		1- -500				
1A	1593 - 341 - 001 - 30	CASE,PTO FRONT	1		501- -527				
1B	1593 - 341 - 001 - 40	CASE,PTO FRONT	1		528-				
2	V600 - 110 - 620 - 30	BEARING,RB/6203	1		T				
3	1593 - 341 - 200 - 10	SHAFT,PTO	1		1- -500				
3A	1593 - 341 - 200 - 20	SHAFT,PTO	1		501-				
4	1593 - 341 - 013 - 00	COLLAR/17X30X2	1		T				
5	V600 - 110 - 600 - 40	BEARING,RB/6004	1		T				
6	1593 - 341 - 005 - 10	GEAR,SPUR/28	1		T				
7	1593 - 341 - 014 - 00	COLLAR/48X57X3	2		T				
8	1593 - 341 - 006 - 00	CLUTCH,ONE - WAY	1		T				
9	V600 - 110 - 600 - 70	BEARING,RB/6007	1		T				
10	V704 - 140 - 035 - 00	RING,SNAP/35 C	1		T				
11	1593 - 341 - 003 - 10	GEAR,BEVEL/12	1		1- -14				
11A	1593 - 341 - 003 - 20	GEAR,BEVEL/12	1		15-				
12	V600 - 110 - 600 - 40	BEARING,RB/6004	1		T				
13	V704 - 140 - 020 - 00	RING,SNAP/20 C	1		T				
14	1593 - 341 - 004 - 20	GEAR,SPUR/17	1		T				
15	1593 - 341 - 210 - 20	FORK,SHIFT PTO	1		T				
16	1593 - 341 - 002 - 20	CASE,PTO REAR	1		1- -500				
16A	1593 - 341 - 002 - 30	CASE,PTO REAR	1		501- -527				
16B	1593 - 341 - 002 - 40	CASE,PTO REAR	1		528-				
17	V600 - 110 - 600 - 70	BEARING,RB/6007	1		T				
18	V682 - 200 - 001 - 00	BALL,STEEL	1		T				
19	1302 - 225 - 003 - 00	SPRING,SHIFTER	1		T				

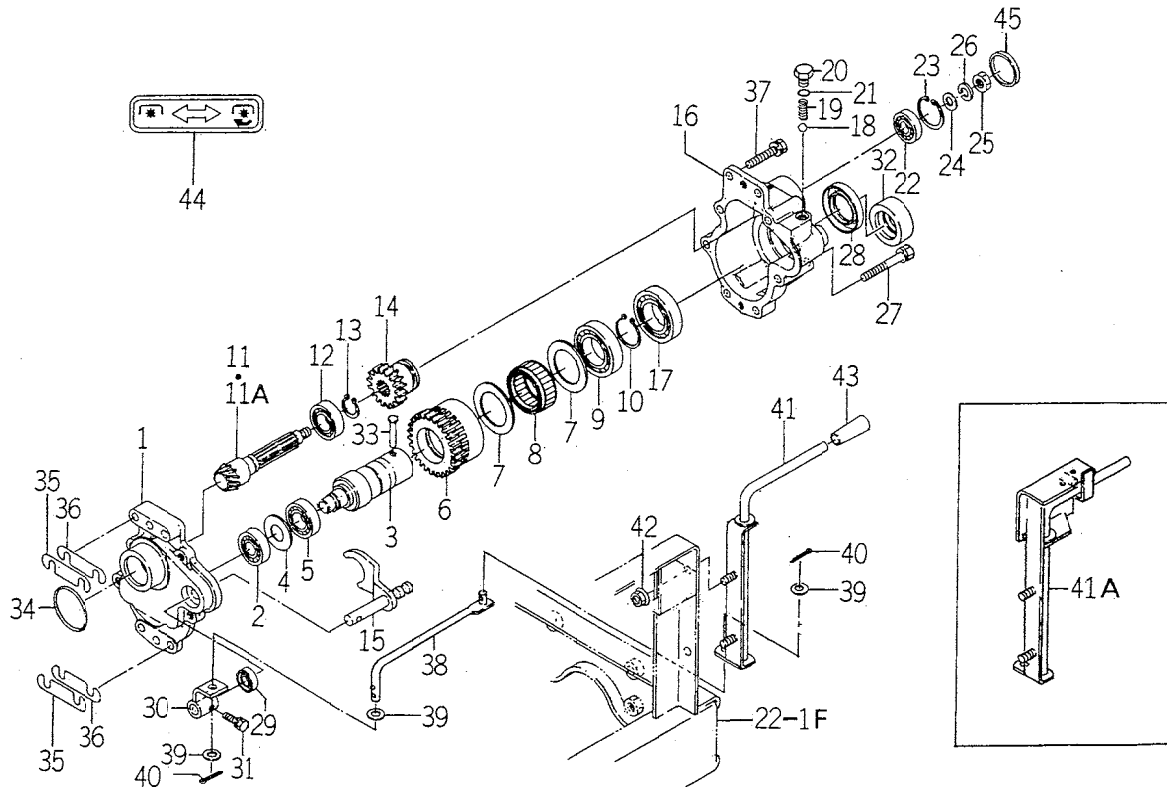
FIG. 20 P.T.O. SYSTEM (EXCEPT E,R TYPE) (OPTION)



1593-341C

KEY	PART CODE	DESCRIPTION	QTY	TYPE OF MODEL		I T C	C O L	G R P	REMARKS
				SG13					
1	1593 - 341 - 001 - 40	CASE,PTO FRONT	1	T					
2	V600 - 110 - 620 - 30	BEARING,RB/6203	1	T					
3	1593 - 341 - 200 - 20	SHAFT,PTO COMP	1	T					
4	1593 - 341 - 013 - 00	COLLAR/17X30X2	1	T					
5	V600 - 110 - 600 - 40	BEARING,RB/6004	1	T					
6	1593 - 341 - 005 - 10	GEAR,SPUR/28	1	T					
7	1593 - 341 - 014 - 00	COLLAR/48X57X3	2	T					
8	1593 - 341 - 006 - 00	CLUTCH,ONE - WAY	1	T					
9	V600 - 110 - 600 - 70	BEARING,RB/6007	1	T					
10	V704 - 140 - 035 - 00	RING,SNAP/35 C	1	T					
11	1593 - 341 - 003 - 10	GEAR,BEVEL/12	1	1- 527					
11A	1593 - 341 - 003 - 20	GEAR,BEVEL/12	1	528-					
12	V600 - 110 - 600 - 40	BEARING,RB/6004	1	T					
13	V704 - 140 - 020 - 00	RING,SNAP/20 C	1	T					
14	1593 - 341 - 004 - 20	GEAR,SPUR/17	1	T					
15	1593 - 341 - 210 - 20	FORK,SHIFT PTO	1	T					
16	1593 - 341 - 002 - 40	CASE,PTO REAR	1	T					
17	V600 - 110 - 600 - 70	BEARING,RB/6007	1	T					
18	V682 - 200 - 001 - 00	BALL,STEEL	1	T					
19	1302 - 225 - 003 - 00	SPRING,SHIFTER	1	T					
20	V200 - 261 - 001 - 20	BOLT/M10X12	1	T					
21	V720 - 101 - 901 - 00	O - RING	1	T					
22	V600 - 110 - 620 - 20	BEARING,RB/6202	1	T					
23	V705 - 140 - 035 - 00	RING,CIRCLIP	1	T					
24	1365 - 121 - 005 - 00	WASHER/10X20X2	1	T					

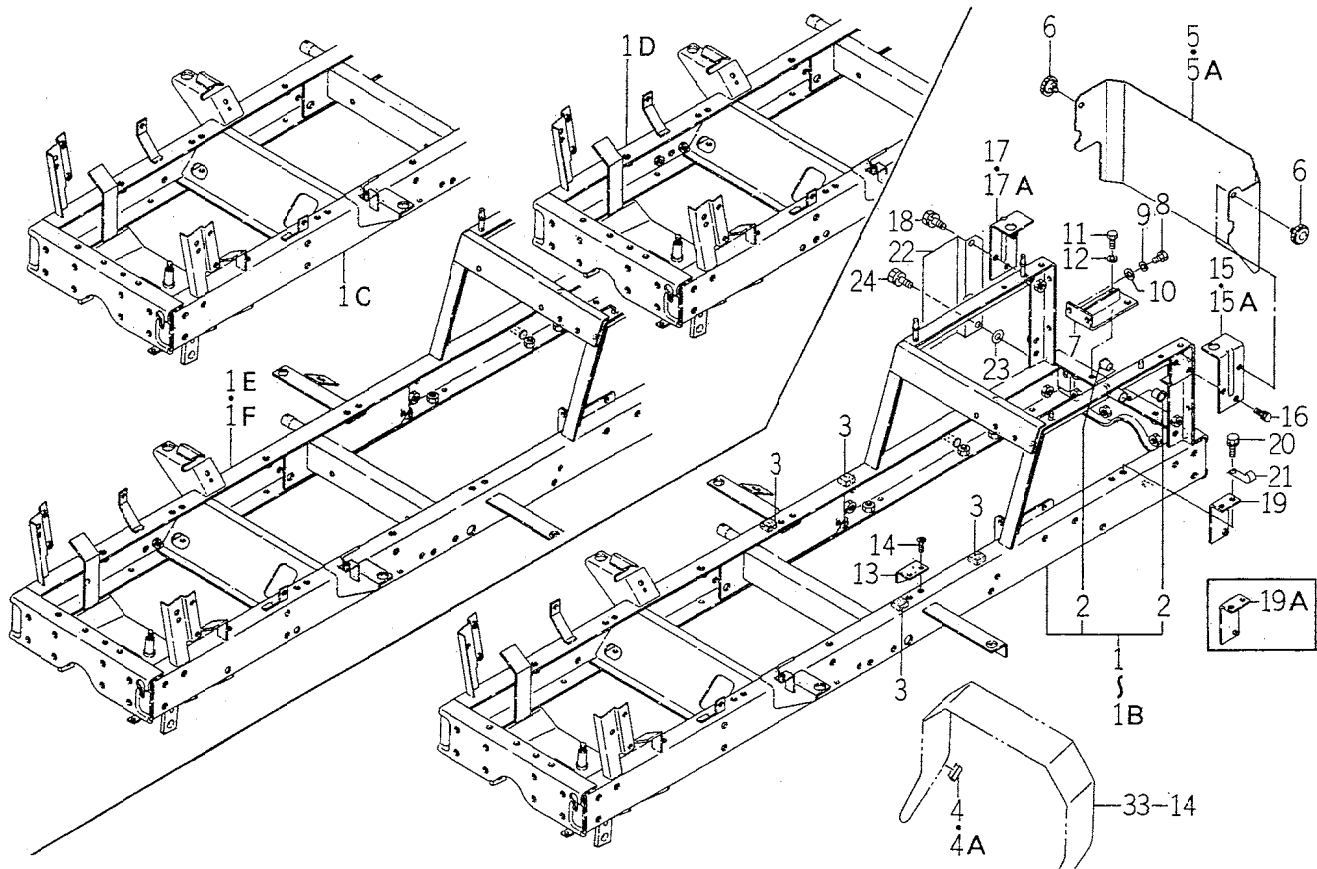
FIG. 20 P.T.O. SYSTEM (EXCEPT E,R TYPE) (OPTION)



1593-341C

KEY	PART CODE	DESCRIPTION	QTY	TYPE OF MODEL		I T C	C O L	G R P	REMARKS
				SG13					
25	V331 - 46C - 010 - 00	NUT	1	T					
26	V401 - 16C - 010 - 00	WASHER	1	T					
27	V211 - 26C - 805 - 00	BOLT,S/M8X50	4	T					
28	V744 - 135 - 550 - 80	SEAL,OIL/TC35558	1	T					
29	V744 - 112 - 250 - 70	SEAL,OIL/TC12257	1	T					
30	1593 - 341 - 220 - 10	ARM,SHIFT/PTO COMP	1	T					
31	V210 - 260 - 602 - 50	BOLT,S/M6X25	1	T					
32	1593 - 341 - 008 - 00	RING,PTO	1	T					
33	1593 - 341 - 009 - 00	PIN,PTO	1	T					
34	V721 - 103 - 105 - 00	O - RING/G50	1	T					
35	1593 - 203 - 004 - 20	SHIM/0.7	2	T					
36	1593 - 203 - 005 - 20	SHIM/0.2	6	T					
37	V211 - 260 - 804 - 00	BOLT,SEMS	4	T					
38	1593 - 341 - 240 - 20	ROD,REAR PTO COMP	1	T					
39	V411 - 260 - 008 - 00	WASHER,PL/M 8	3	T					
40	V50C - 163 - 001 - 50	PIN,SPLIT/3 X15	2	T					
41	1593 - 341 - 230 - 10	LEVER,PTO	1	T					
41A	1593 - 341 - 230 - 20	LEVER,PTO	1	T					
42	V363 - 260 - 008 - 00	NUT,LOCK/M8	2	T					
43	4106 - 105 - 303 - 00	KNOB	1	T					
44	1593 - 341 - 012 - 10	LABEL,PTO	1	T					
45	1337 - 708 - 007 - 00	COVER,METAL	1	T					

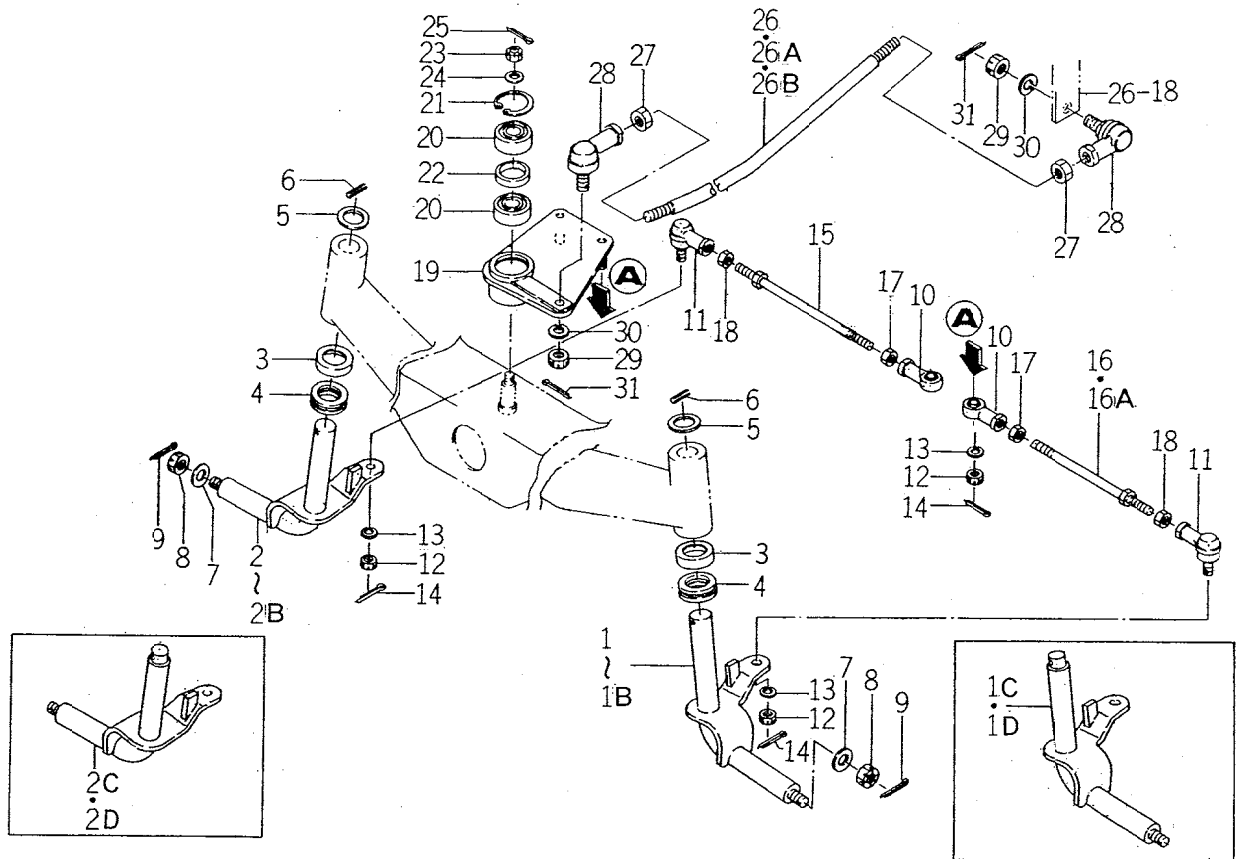
FIG. 22 CHASSIS SYSTEM



1593-401A

KEY	PART CODE	DESCRIPTION	QTY	TYPE OF MODEL		I T C	C O L	G R P	REMARKS
				SG13					
1	1593 - 401 - 510 - 00	CHASSIS ASSY	1	1-					
1A	1593 - 401 - 510 - 10	CHASSIS ASSY	1	-17					
1B	1593 - 401 - 510 - 20	CHASSIS ASSY	1	18-					
1C	1593 - 401 - 510 - 30	CHASSIS ASSY	1	-80					
1D	1593 - 401 - 510 - 40	CHASSIS ASSY	1	81-					
1E	1593 - 401 - 510 - 50	CHASSIS ASSY	1	-166					
1F	1593 - 401 - 510 - 60	CHASSIS ASSY	1	167-					
2	3656 - 221 - 001 - 10	BUSH/15X17X16	2	-366					
3	1593 - 401 - 007 - 20	INSULATOR/22	4	367-					
4	1593 - 401 - 009 - 00	PAD/80	3	-527					
4A	3666 - 202 - 005 - 00	PAD/50	1	528-					
5	1593 - 401 - 071 - 40	COVER,REAR	1	-100000					
5A	1593 - 401 - 071 - 50	COVER,REAR	1	100001-					
6	3623 - 820 - 013 - 00	KNOB,SET/12	2						
7	1593 - 401 - 270 - 00	STAY,T - MISSION	1						
8	V201 - 460 - 802 - 00	BOLT/M8X20	2						
9	V401 - 160 - 008 - 00	WASHER,SP/M 8	2						
10	V411 - 260 - 008 - 00	WASHER,PL/M 8	2						
11	V201 - 361 - 002 - 50	BOLT/M10X25	2						
12	V401 - 160 - 010 - 00	WASHER	2						
13	1593 - 401 - 008 - 10	PLATE/L - 34X50	1						
14	V112 - 168 - 001 - 60	SCREW/M8X16	2						
15	1593 - 401 - 570 - 00	PLATE,FENDER/LH	1	1-					
15A	1631 - 401 - 300 - 00	STAY,FENDER/LH COMP	1	-100000					
16	V211 - 260 - 802 - 00	BOLT,SEMS (S)	2	100001-					

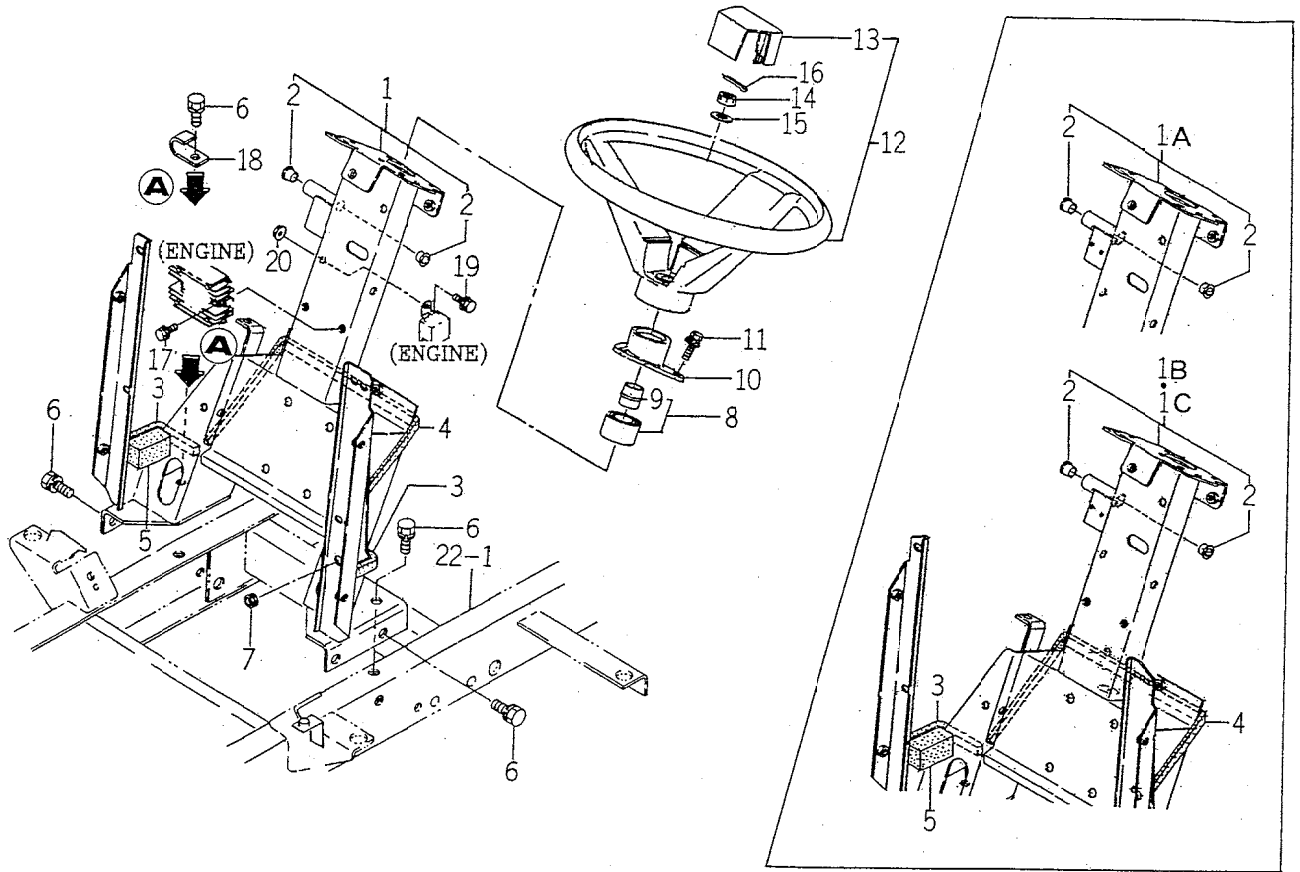
FIG. 24 ARM (KNUCKLE) and ARM (PITMAN) SYSTEM



1593-403A

KEY	PART CODE	DESCRIPTION	QTY	TYPE OF MODEL		I T C	C O L	G R P	REMARKS
				SG13					
1	1593 - 403 - 500 - 40	ARM,KNUCKLE/LH	1	1-					
1A	1593 - 403 - 500 - 50	ARM,KNUCKLE/LH COMP	1	-164					
B	1593 - 403 - 500 - 60	ARM,KNUCKLE/LH COMP	1	165-					
C	1593 - 403 - 500 - 70	ARM,KNUCKLE/LH COMP	1	-166					
D	1593 - 403 - 500 - 80	ARM,KNUCKLE/LH COMP	1	167-					
				-527					
				528-					
				-100001					
				100002-					
2	1593 - 403 - 510 - 40	ARM,KNUCKLE/RH	1	1-					
2A	1593 - 403 - 510 - 50	ARM,KNUCKLE/RH COMP	1	-164					
2B	1593 - 403 - 510 - 60	ARM,KNUCKLE/RH COMP	1	165-					
2C	1593 - 403 - 510 - 70	ARM,KNUCKLE/RH COMP	1	-166					
2D	1593 - 403 - 510 - 80	ARM,KNUCKLE/RH COMP	1	167-					
				-527					
				528-					
				-100001					
				100002-					
3	1593 - 403 - 004 - 10	COVER/44X10	2	*					
4	1593 - 403 - 009 - 00	BEARING,BALL THRUST	2	*					
5	V411 - 260 - 018 - 00	WASHER	2	*					
6	V580 - 140 - 503 - 20	PIN,SPRING/5 X32 W	2	*					
7	3621 - 702 - 003 - 00	WASHER,PULLEY	2	*					
8	V328 - 262 - 112 - 00	NUT/M12X1.25	2	*					
9	V5C0 - 163 - 002 - 50	PIN,SPLIT/3 X25	2	*					
10	1593 - 403 - 003 - 10	JOINT,BALL/LH	2	*					
11	1593 - 403 - 001 - 10	JOINT,BALL/RH	2	*					
12	V328 - 262 - 110 - 00	NUT/M10X1.25	4	*					
13	V401 - 160 - 010 - 00	WASHER	2	*					
14	V500 - 162 - 502 - 00	PIN,SPLIT/2.5X20	4	*					
15	1593 - 403 - 052 - 30	ROD/D = 8.90 - 8.94	1	*					
16	1593 - 403 - 056 - 30	ROD/D = 8.90 - 8.94	1	1-					
16A	1593 - 403 - 056 - 40	ROD,TIE/M10X193	1	-2217					
				2218-					

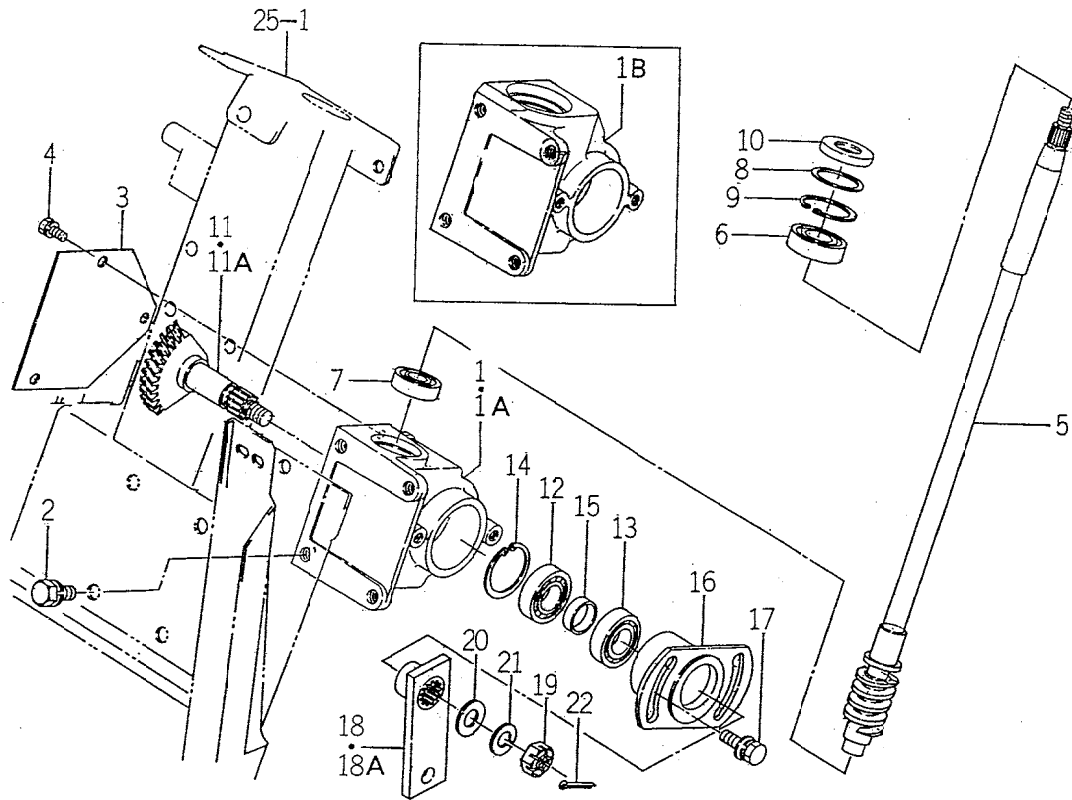
FIG. 25 POST (STEERING) and WHEEL (STEERING) SYSTEM



1593-406A

KEY	PART CODE	DESCRIPTION	QTY	TYPE OF MODEL		I T C	C O L	G R P	REMARKS
				SG13					
1	1593 - 406 - 500 - 00	POST,STEERING ASSY	1	1- -17					
1A	1593 - 406 - 500 - 10	POST,STEERING ASSY	1	13- -30					
1B	1593 - 406 - 500 - 20	POST,STEERING ASSY	1	81- -2130					
1C	1593 - 406 - 500 - 30	POST,STEERING ASSY	1	2131-					
2	1564 - 512 - 001 - 00	BUSH/10X12X10	2	*					
3	1593 - 601 - 069 - 00	SEAL/15X20X120	2	*					
4	1593 - 601 - 065 - 10	SEAL/20X15X530	1	*					
5	1593 - 406 - 008 - 00	SEAL/30X30X50	2	*					
6	V211 - 261 - 002 - 50	BOLT (S) M10X25	6	*					
7	1427 - 621 - 012 - 00	GROMMET	1	*					
8	1593 - 406 - 250 - 00	COLUMN,STEERING ASSY	1	*					
9	1593 - 406 - 005 - 10	BUSH,COLUMN	1	*					
10	1593 - 406 - 004 - 00	HUB,STEERING COLUMN	1	*					
11	V210 - 360 - 602 - 00	BOLT/SP	3	*					
12	1593 - 406 - 240 - 10	WHEEL,STEERING ASSY	1	*					
13	1593 - 406 - 006 - 00	PAD,STEERING WHEEL	1	*					
14	V328 - 262 - 110 - 00	NUT/M10X1.25	1	*					
15	V411 - 260 - 010 - 00	WASHER/M10	1	*					
16	V500 - 162 - 502 - 00	PIN,SPLIT/2.5X20	1	*					
17	V210 - 360 - 602 - 00	BOLT/SP	2	*					
18	3737 - 172 - 011 - 00	CLAMP,HARNESS	1	*					
19	V211 - 360 - 801 - 60	BOLT,SEMS (SP)	1	*					
20	V363 - 260 - 008 - 00	NUT,LOCK/M8	1	*					

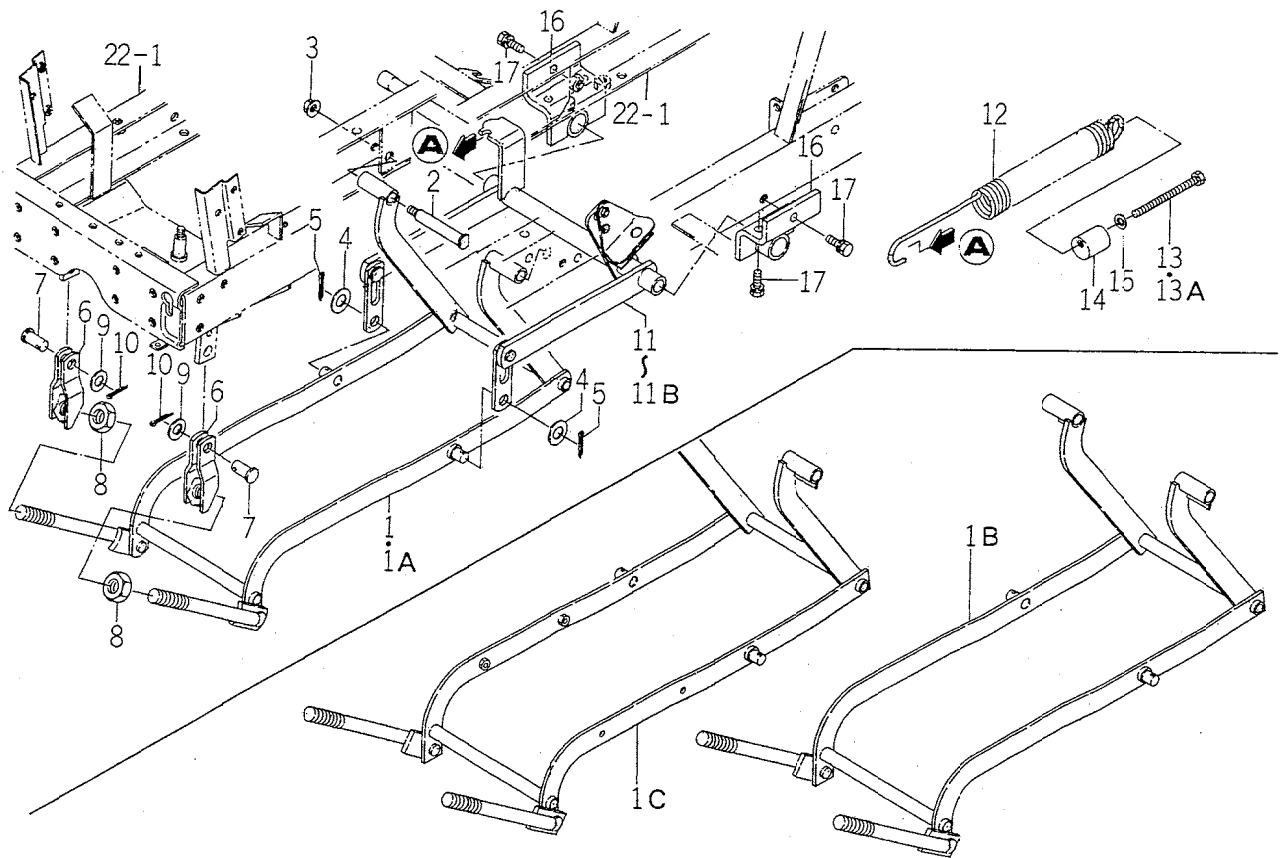
FIG. 26 CASE (STEERING) and SHAFT (STEERING) SYSTEM



1593-467A

KEY	PART CODE	DESCRIPTION	QTY	TYPE OF MODEL		I T C	C O L	G R P	REMARKS
				SG13					
1	1593 - 407 - 051 - 40	CASE,STEERING	1	1-					
1A	1593 - 407 - 051 - 50	CASE,STEERING	1	-164					
1E	1593 - 407 - 051 - 60	CASE,STEERING	1	165-					
2	V211 - 261 - 002 - 00	BOLT,SEMS	4	527					
3	1593 - 407 - 004 - 40	PLATE,STEERING	1	528-					
4	V210 - 260 - 601 - 20	BOLT,SEMS	3	*					
5	1593 - 407 - 200 - 40	SHAFT,STEERING	1	*					
6	1593 - 407 - 002 - 00	BEARING,RB/7004	1	*					
7	1593 - 407 - 006 - 00	BEARING,RB/7202	1	*					
8	148C - 207 - 011 - 00	WASHER/31X42X1	1	*					
9	V705 - 140 - 042 - 00	RING,SNAP/42 C	1	*					
10	V742 - 120 - 420 - 60	SEAL,OIL/VC20426	1	*					
11	1593 - 407 - 510 - 40	GEAR,HILICAL/72	1	1-					
11A	1593 - 407 - 510 - 50	GEAR,HILICAL/72	1	-7					
12	V60C - 110 - 600 - 40	BEARING,RB/6004	1	8-					
13	V60C - 140 - 600 - 40	BEARING,RB/6004S	1	*					
14	V705 - 140 - 042 - 00	RING,SNAP/42 C	1	*					
15	1593 - 407 - 007 - 10	COLLAR/21X25X08	1	*					
16	1593 - 407 - 520 - 30	FLANGE,CONTROL	1	*					
17	V211 - 360 - 802 - 00	BOLT (SP) M8X20	2	*					
18	1593 - 407 - 530 - 30	ARM,DRAG	1	1-					
18A	1593 - 407 - 530 - 40	ARM,DRAG COMP	1	-6788					
19	V328 - 262 - 112 - 00	NUT/M12X1.25	1	6789-					
20	V411 - 260 - 012 - 00	WASHER /M12	1	*					
21	V401 - 160 - 012 - 00	WASHER,SP/M12	1	*					

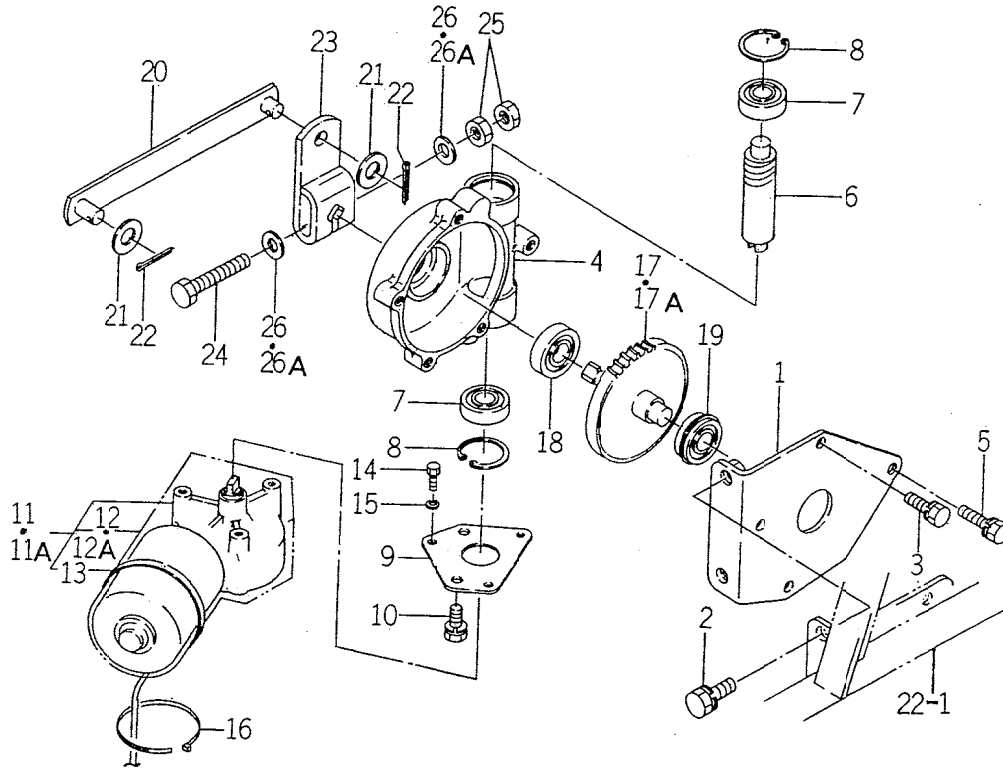
FIG. 28 LINK and LIFT SYSTEM



1593-553

KEY	PART CODE	DESCRIPTION	QTY	TYPE OF MODEL		I T C	C O L	G R P	REMARKS
				SG13					
1	1593 - 553 - 540 - 20	LINK	1	1-					
1A	1593 - 553 - 540 - 30	LINK	1	-80					
1B	1593 - 553 - 540 - 40	LINK	1	81-					
1C	1593 - 553 - 540 - 50	LINK	1	-166					
2	1593 - 553 - 003 - 20	PIN/15X108	2	167-					
3	V363 - 260 - 010 - 00	NUT/M10	2	-366					
4	V411 - 260 - 014 - 00	WASHER,PL/M14	2	367-					
5	V500 - 163 - 002 - 50	PIN,SPLIT/3 X25	2	*					
6	1593 - 553 - 550 - 10	LINK/A	2	*					
7	1593 - 553 - 007 - 20	PIN/15X32	2	*					
8	V305 - 260 - 020 - 00	NUT/M20	2	*					
9	V411 - 260 - 014 - 00	WASHER,PL/M14	2	*					
10	V500 - 163 - 002 - 50	PIN,SPLIT/3 X25	2	*					
11	1593 - 553 - 500 - 40	LIFT/270	1	1-					
11A	1593 - 553 - 500 - 50	LIFT/270	1	-136					
11B	1593 - 553 - 500 - 60	LIFT/270 COMP	1	167-					
12	1593 - 553 - 054 - 10	SPRING/HE450	1	-336					
13	1593 - 553 - 012 - 00	BOLT/M10X120	1	367-					
13A	1593 - 553 - 012 - 10	BOLT/M10X120	1	*					
14	1593 - 553 - 006 - 10	HOOK,SPRING/D = 32	1	*					
15	V411 - 260 - 010 - 00	WASHER/M10	1	*					
16	1593 - 553 - 670 - 30	METAL,LIFTARM	2	1-					
17	V211 - 561 - 002 - 50	BOLT/M10X25	6	-295					
				296-					

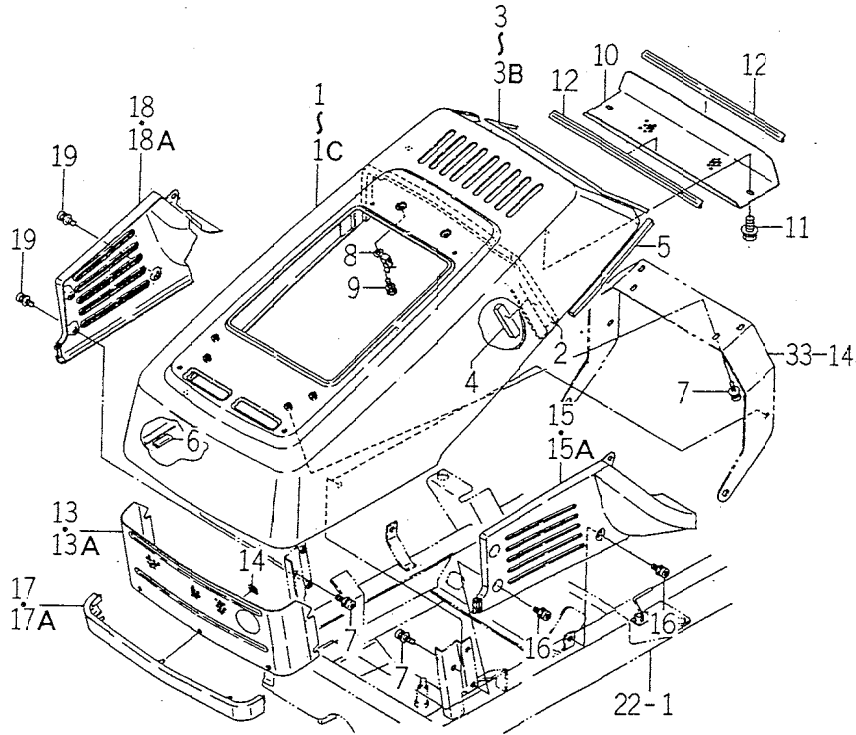
FIG. 29 PLATE (LIFT CASE) SYSTEM



1593-554

KEY	PART CODE	DESCRIPTION	QTY	TYPE OF MODEL		I T C	C O L	G R P	REMARKS
				SG13					
1	1593 - 554 - 500 - 10	PLATE,LIFT CASE	1	*					
2	V211 - 261 - 002 - 50	BOLT (S) M10X25	2	*					
3	V211 - 260 - 803 - 00	BOLT,SEMS	1	*					
4	3645 - 381 - 001 - 00	CASE,GEAR	1	*					
5	V211 - 260 - 802 - 50	BOLT/S	3	*					
6	3642 - 496 - 002 - 10	WORM	1	*					
7	V600 - 150 - 620 - 20	BEARING,RB/6202SS	2	*					
8	V705 - 140 - 035 - 00	RING,CIRCLIP	2	*					
9	1593 - 554 - 051 - 00	PLATE,MOTOR	1	*					
10	V211 - 260 - 801 - 60	BOLT,SEMS (S) M8X16	2	*					
11	3642 - 496 - 200 - 10	MOTOR ASSY	1	1- -366					
11A	1593 - 554 - 310 - 00	MOTER ASSY	1	367-					
12	3642 - 496 - 201 - 00	COVER	1	1- -366					
12A	1593 - 554 - 312 - 00	COVER	1	367-					
13	3642 - 496 - 202 - 00	BAND,RUBBER	2	*					
14	V20C - 260 - 501 - 60	BOLT/M5X0.8X16	3	*					
15	V401 - 160 - 005 - 00	WASHER,SP/M 5	3	*					
16	3746 - 185 - 014 - 00	HOSE,BAND	2	*					
17	1593 - 554 - 210 - 20	SHAFT	1	1- -500					
17A	1593 - 554 - 210 - 30	SHAFT	1	501-					
18	V600 - 150 - 620 - 30	BEARING,RB/6203SS	1	*					
19	V607 - 150 - 620 - 20	BEARING,RB/6202	1	*					
20	1593 - 554 - 240 - 10	BAR,LIFT	1	*					
21	V411 - 260 - 012 - 00	WASHER /M12	2	*					
22	V500 - 163 - 002 - 00	PIN,SPLIT/3 X20	2	*					

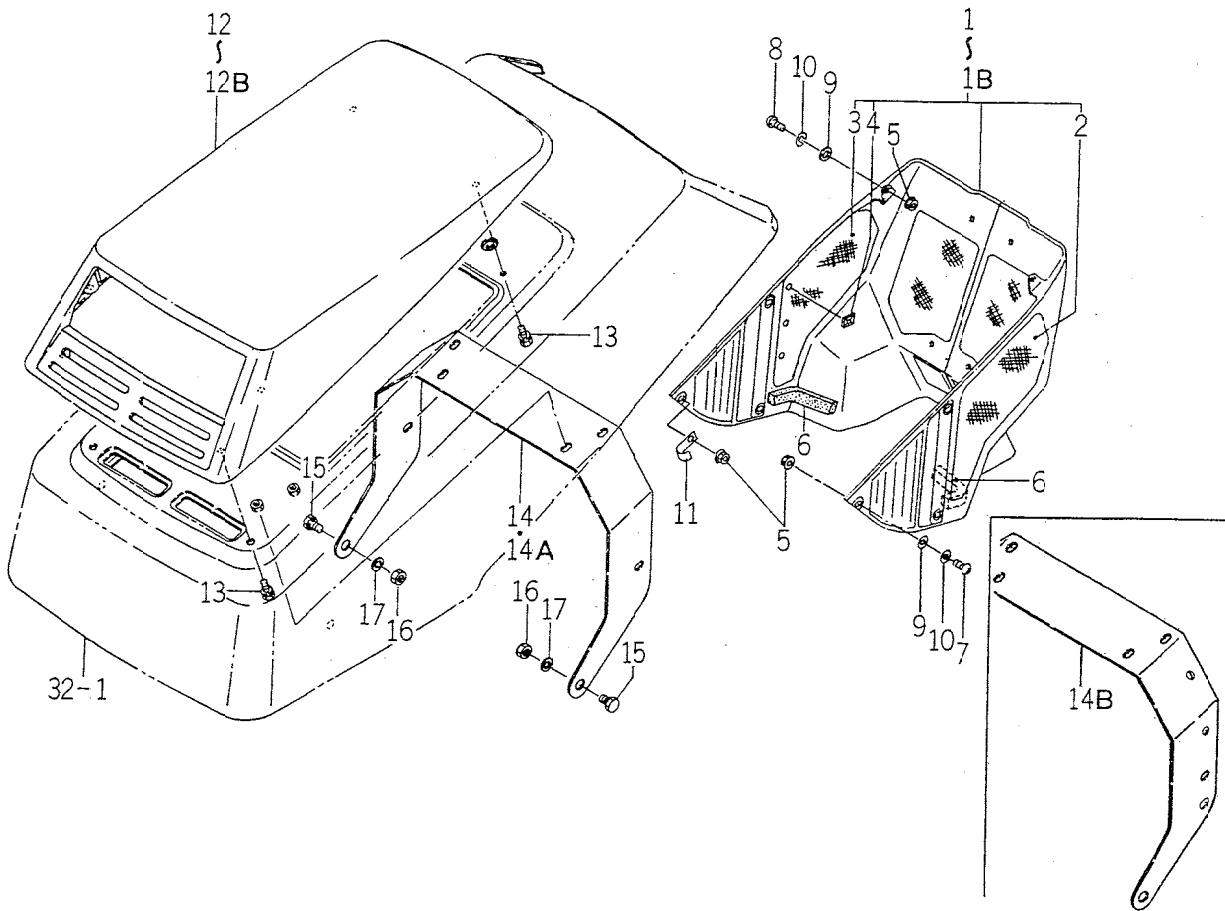
FIG. 32 HOOD (A) and COVER (FRONT) SYSTEM



1593-601A

KEY	PART CODE	DESCRIPTION	QTY	TYPE OF MODEL		I T C	C O L	G R P	REMARKS
				SG13					
1	1593 - 601 - 500 - 20	HOOD/A	1	1-					
1A	1593 - 601 - 500 - 30	HOOD/A	1	-17					
1B	1593 - 601 - 500 - 40	HOOD/A	1	18-					
1C	1593 - 601 - 500 - 50	HOOD/A COMP	1	-366					
2	1593 - 601 - 062 - 20	SEAL/20X10X690	1	367-					
3	1593 - 601 - 067 - 10	TRIM/1X06X570	1	-527					
3A	1593 - 601 - 067 - 20	TRIM/1X1X590	1	528-					
3B	1593 - 601 - 067 - 30	TRIM/1X1X570	1	*					
4	1593 - 601 - 071 - 00	SEAL/20X10X130	1	167-					
5	1593 - 601 - 072 - 00	TRIM/1X6X360	2	*					
6	3661 - 212 - 001 - 00	LINING/50	2	*					
7	V21C - 360 - 601 - 60	BOLT (SP) /M6X16	6	*					
8	3610 - 631 - 002 - 00	HANGER,SUPPORT	2	*					
9	V211 - 260 - 801 - 60	BOLT,SEMS (S) M8X16	2	*					
10	1593 - 601 - 009 - 00	NET/100X388	1	*					
11	4301 - 210 - 002 - 00	BOLT,SEMS/M6X16	2	*					
12	1593 - 601 - 072 - 00	TRIM/1X6X360	2	*					
13	1593 - 601 - 002 - 30	COVER,FRONT	1	1-					
13A	1593 - 601 - 002 - 40	COVER,FRONT	1	-366					
14	V350 - 160 - 006 - 00	NUT,SPEED	3	367-					
15	1593 - 601 - 561 - 20	COVER,FRONT/LH	1	1-					
15A	1593 - 601 - 561 - 30	COVER,FRONT/LH	1	-2130					
16	V120 - 366 - 001 - 60	SCREW,SP/M6X16	3	2131-					
17	1593 - 601 - 271 - 20	COVER,FRONT/C	1	*					
17A	1593 - 601 - 271 - 30	COVER,FRONT/C	1	1-					
				-2130					
				2131-					

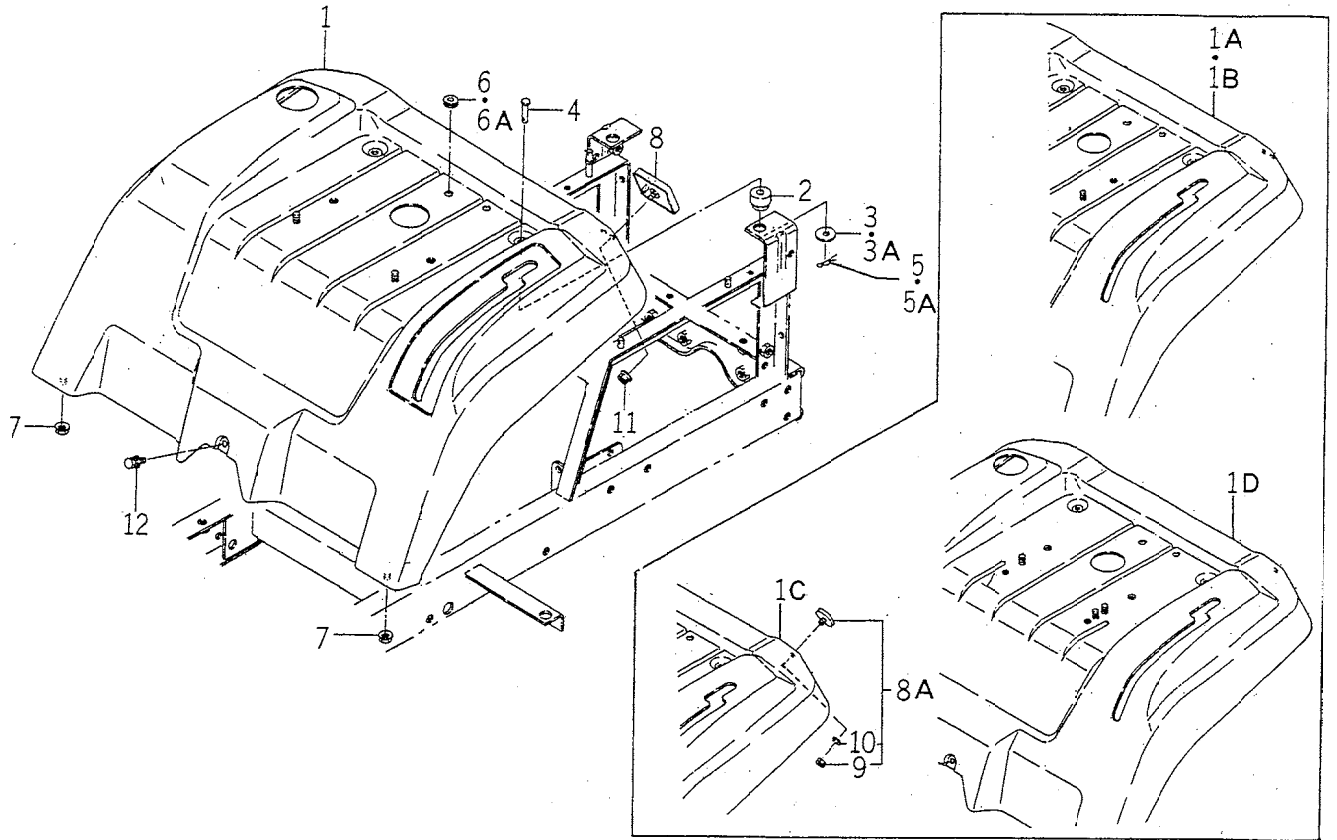
FIG. 33 COVER (LOWER) and HOOD (B) SYSTEM



1593-601A

KEY	PART CODE	DESCRIPTION	QTY	TYPE OF MODEL		I T C	C O L	G R P	REMARKS
				SG13					
1	1593 - 601 - 510 - 00	COVER,LOWER SET	1	1-					
1A	1593 - 601 - 510 - 10	COVER,LOWER ASSY	1	-2217					
1B	1593 - 601 - 510 - 20	COVER,LOWER ASSY	1	2218-					
				-2220					
				2221-					
2	1593 - 601 - 524 - 10	NET,LOWER COVER/LH	1	*					
3	1593 - 601 - 525 - 10	NET,LOWER COVER/RH	1	*					
4	V350 - 160 - 004 - 00	NUT,SPEED/P4	33	*					
5	V361 - 260 - 006 - 00	NUT	4	*					
6	1593 - 601 - 064 - 20	SEAL/15X20X170	2	*					
7	1581 - 740 - 116 - 00	SCREW/M6X20	6	*					
8	1593 - 601 - 074 - 00	SCREW/6X25	6	*					
9	1593 - 601 - 073 - 00	WASHER/06X16X01	12	*					
10	V401 - 160 - 006 - 00	WASHER,SP/M 6	12	*					
11	3737 - 172 - 009 - 00	HARNES,MAIN CLAMP	1	*					
12	1593 - 601 - 008 - 10	HOOD/B	1	1-					
12A	1593 - 601 - 008 - 20	HOOD/B	1	-452					
12B	1593 - 601 - 008 - 30	HOOD/B	1	453-					
				-2130					
				2131-					
13	V210 - 260 - 601 - 20	BOLT,SEMS	4	*					
14	1593 - 601 - 061 - 20	ARM,HOOD	1	1-					
14A	1593 - 601 - 061 - 30	ARM,HOOD	1	-80					
14B	1593 - 601 - 061 - 40	ARM,HOOD	1	81-					
				-166					
				167-					
15	1593 - 601 - 054 - 00	SCREW/M8X11	2	*					
16	V304 - 260 - 008 - 00	NUT/M 8	2	*					
17	V401 - 160 - 008 - 00	WASHER,SP/M 8	2	*					

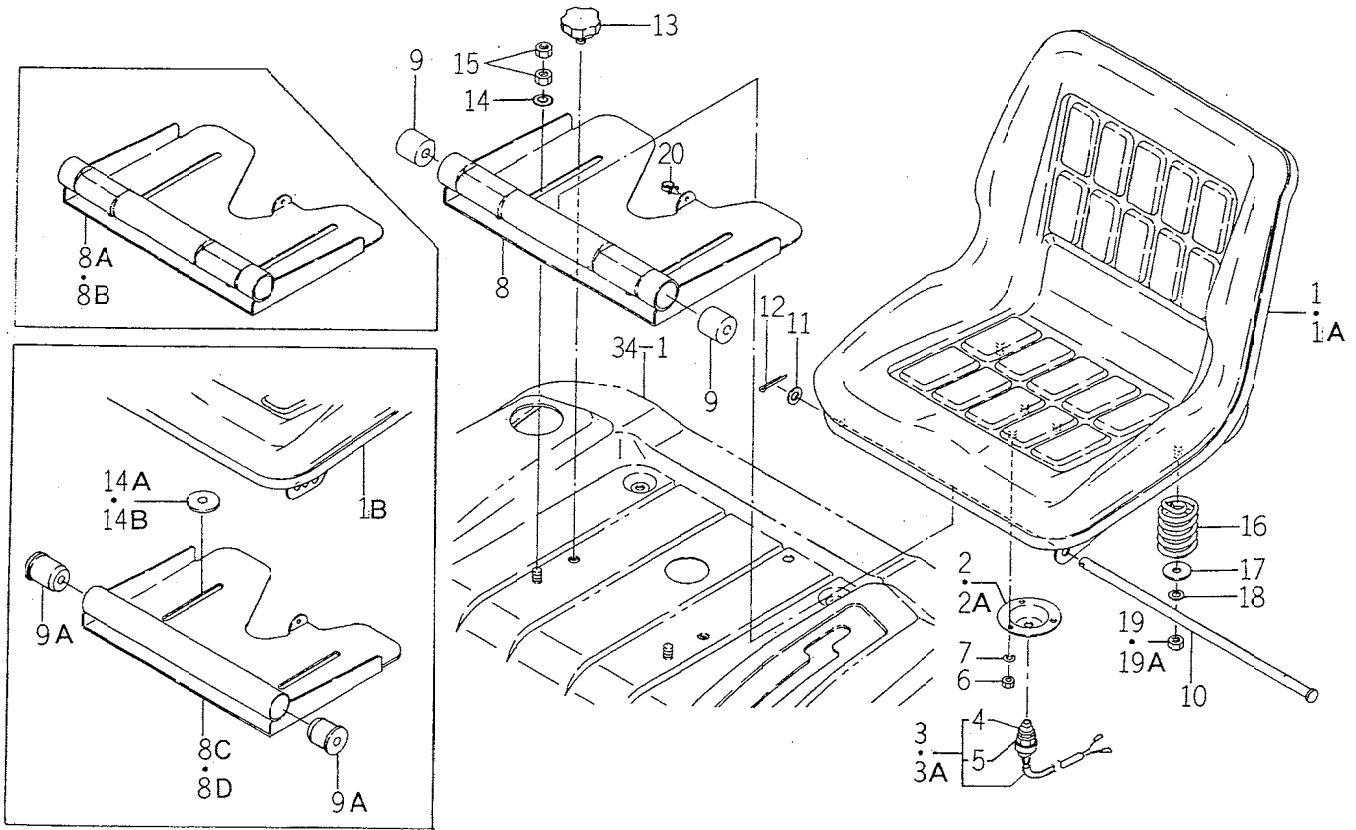
FIG. 34 FENDER SYSTEM



1593-606A

KEY	PART CODE	DESCRIPTION	QTY	TYPE OF MODEL		I T C	C O L	G R P	REMARKS
				SG13					
	1593 - 606 - 500 - 30	FENDER	1	1-					
A	1593 - 606 - 500 - 40	FENDER	1	81-					
B	1593 - 606 - 500 - 50	FENDER	1	-166					
C	1593 - 606 - 500 - 60	FENDER	1	167-					
D	1593 - 606 - 500 - 70	FENDER	1	-2130					
				2131-					
				-100000					
				100001-					
2	1593 - 616 - 004 - 20	GROMMET/10X30X5	2	*					
3	1376 - 606 - 005 - 00	WASHER/9X32X2	2	1-					
3A	V411 - 260 - 008 - 00	WASHER,PL/M 8	2	81-					
4	1593 - 606 - 006 - 10	PIN/8X36	2	*					
5	1301 - 411 - 005 - 00	PIN,HAIR	2	1-					
5A	39C8 - 170 - 020 - 00	PIN,SNAP/8	2	81-					
6	1444 - 601 - 005 - 00	GROMMET 7X14X1	1	1-					
6A	1427 - 621 - 012 - 00	GROMMET	1	81-					
7	V363 - 260 - 008 - 00	NUT,LOCK/M8	2	*					
8	1518 - 621 - 560 - 00	REFLECTOR ASSY	2	1-					
8A	1416 - 600 - 057 - 00	REFLECTOR ASSY	2	-2130					
9	V300 - 250 - 005 - 00	NUT/M5	2	2131-					
10	V401 - 250 - 000 - 00	S.W	2	2131-					
11	V360 - 260 - 006 - 00	NUT/M6	2	1-					
12	V211 - 360 - 801 - 60	BOLT,SEMS (SP)	1	-2130					
				*					

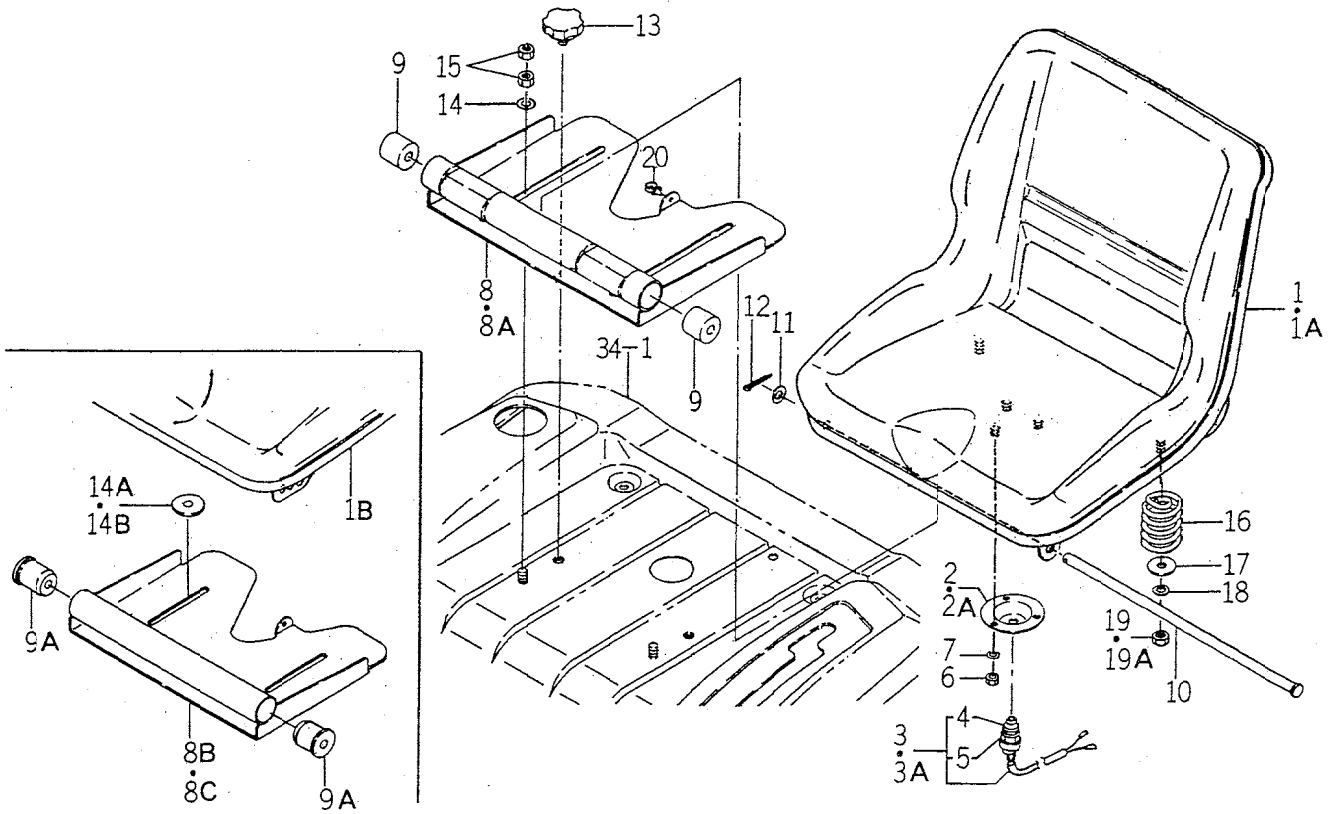
FIG. 35 SEAT SYSTEM (EXCEPT E TYPE)



1593-611

KEY	PART CODE	DESCRIPTION	QTY	TYPE OF MODEL		I T C	C O L	G R P	REMARKS
				SG13					
1	1593 - 611 - 210 - 20	SEAT	1	1-					
1A	1593 - 611 - 210 - 30	SEAT	1	-80					
1B	1593 - 611 - 210 - 40	SEAT	1	81-					
2	1593 - 611 - 011 - 10	HOLDER/SWITCH	1	-2130					
2A	1593 - 611 - 011 - 20	HOLDER/SWITCH	1	2131-					
3	1593 - 623 - 270 - 00	SWITCH,SEAT ASSY	1	1-					
3A	1593 - 623 - 270 - 10	SWITCH,SEAT ASSY	1	-2130					
4	1593 - 623 - 272 - 00	BOOT	1	2131-					
5	1593 - 623 - 273 - 00	NUT	1	-2217					
6	V301 - 260 - 006 - 00	NUT/M 6	3	2218-					
7	V401 - 160 - 006 - 00	WASHER,SP/M 6	3	*					
8	1593 - 611 - 200 - 10	STAY,SEAT	1	1-					
8A	1593 - 611 - 200 - 20	STAY,SEAT	1	-80					
8B	1593 - 611 - 200 - 30	STAY,SEAT	1	81-					
8C	1593 - 611 - 200 - 40	STAY,SEAT	1	-2130					
8D	1593 - 611 - 200 - 50	STAY,SEAT	1	2131-					
9	1593 - 611 - 012 - 00	BUSH,SEAT	2	-2217					
9A	1488 - 611 - 001 - 00	RUBBER,CUSHION/A	2	2218-					
10	1593 - 611 - 013 - 00	PIN/10X382	1	*					
11	V411 - 260 - 010 - 00	WASHER/M10	1	*					
12	V500 - 163 - 002 - 00	PIN,SPLIT/3 X20	1	*					
13	1593 - 611 - 058 - 00	BOLT,KMOB	2	*					
14	3756 - 315 - 001 - 00	WASHER,TENSION	2	1-					
14A	3640 - 711 - 001 - 00	WASHER,TENSION	2	-2170					
14B	1593 - 611 - 001 - 00	WASHER/11X35X02	2	2171-					
				-100000					
				100001-					

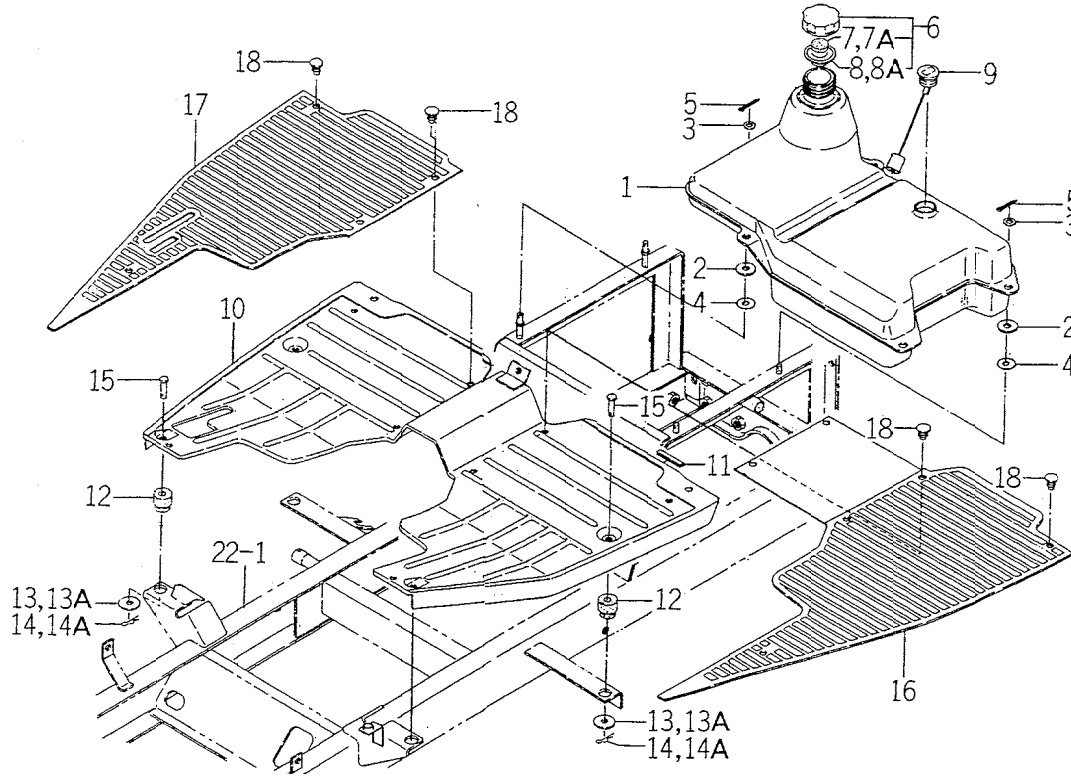
FIG. 36 SEAT SYSTEM (E TYPE)



1631-611

KEY	PART CODE	DESCRIPTION	QTY	TYPE OF MODEL		I T C	C O L	G R P	REMARKS
				SG13					
1	1631-611-210-00	SEAT	1	1-					
1A	1631-611-210-10	SEAT	1	-2217					
1B	1631-611-210-20	SEAT	1	2218-					
2	1593-611-011-10	HOLDER/SWITCH	1	-2130					
2A	1593-611-011-20	HOLDER/SWITCH	1	2131-					
3	1593-623-270-00	SWITCH,SEAT ASSY	1	1-					
3A	1593-623-270-10	SWITCH,SEAT ASSY	1	-2130					
4	1593-623-272-00	BOOT	1	2131-					
5	1593-623-273-00	NUT	1	*					
6	V301-260-006-00	NUT/M 6	3	*					
7	V401-160-006-00	WASHER,SP/M 6	3	*					
8	1593-611-200-20	STAY,SEAT COMP	1	1-					
8A	1593-611-200-30	STAY,SEAT COMP	1	-2130					
8B	1593-611-200-40	STAY,SEAT COMP	1	2131-					
8C	1593-611-200-50	STAY,SEAT COMP	1	-2217					
9	1593-611-012-00	BUSH,SEAT	2	2218-					
9A	1488-611-001-00	RUBBER,CUSHION/A	2						
10	1593-611-013-00	PIN/10X382	1	*					
11	V411-260-010-00	WASHER/M10	1	*					
12	V500-163-002-00	PIN,SPLIT/3 X20	1	*					
13	1593-611-058-00	BOLT,KMOB	2	*					
14	3756-315-001-00	WASHER,TENSION	2	1-					
14A	3640-711-001-00	WASHER,TENSION	2	-2170					
14B	1593-611-001-00	WASHER1X35X02	2	2171-					
15	V305-260-010-00	NUT/M10	4	-100000					

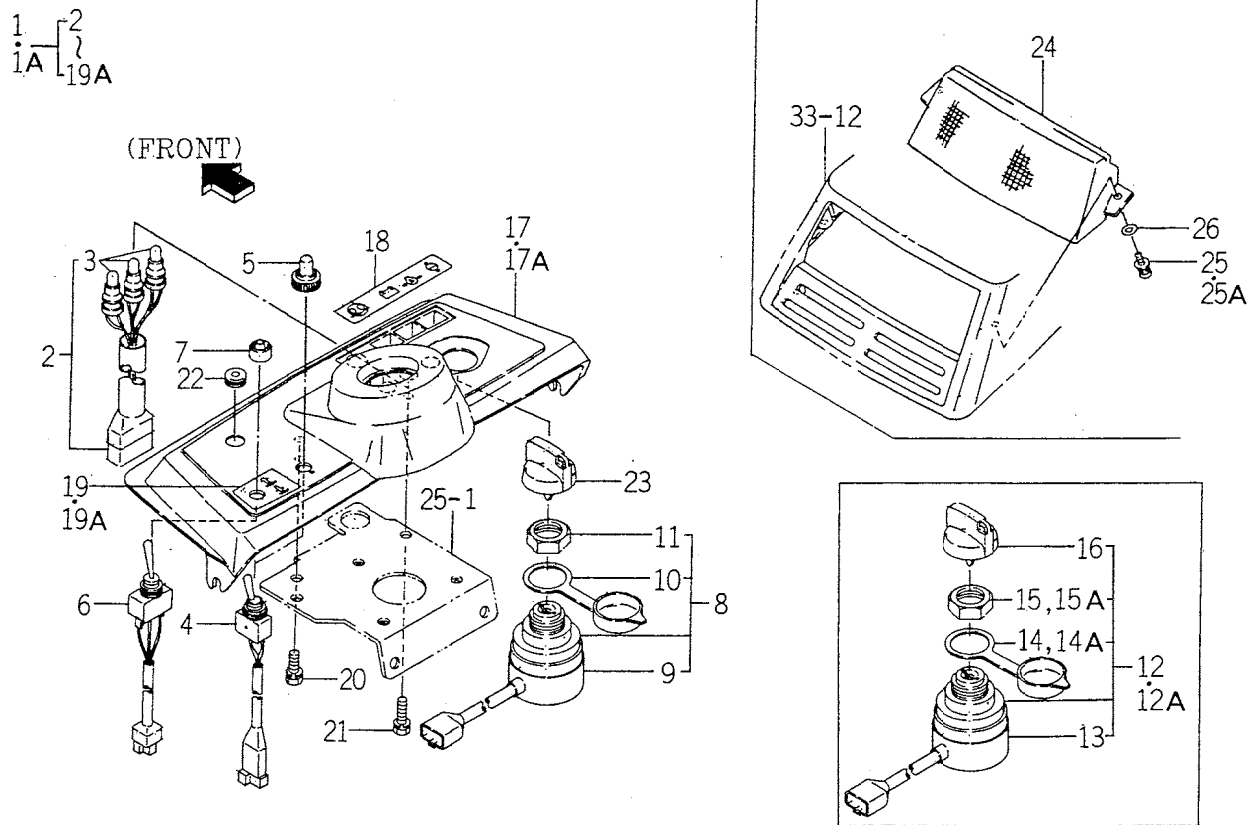
FIG. 37 TANK (FUEL) and STEP SYSTEM



1593-6.2

KEY	PART CODE	DESCRIPTION	QTY	TYPE OF MODEL		I T C	C O L	G R P	REMARKS
				SG13					
1	1593 - 612 - 004 - 00	TANK,FUEL	1	*					
2	1593 - 612 - 005 - 00	INSULATOR,/10X30X03	4	*					
3	V411 - 260 - 008 - 00	WASHER,PL/M 8	6	*					
4	3560 - 201 - 015 - 00	WASHER	2	*					
5	V500 - 162 - 501 - 50	PIN,SPLIT/2.5X15	4	*					
6	1593 - 612 - 220 - 10	CAP,TANK	1	*					
7	3555 - 601 - 006 - 00	BREATHER,TANK CAP	1	1- -295					
7A	2706 - 501 - 003 - 00	BREATHER,TANK CAP	1	296-					
8	3555 - 601 - 007 - 00	GASKET,TANK CAP	1	1- -295					
8A	2706 - 501 - 004 - 00	GASKET,TANK CAP	1	296-					
9	1593 - 612 - 230 - 00	GAUGE,FUEL	1	*					
10	1593 - 616 - 500 - 20	STEP	1	*					
11	3661 - 212 - 001 - 00	LINING/50	1	*					
12	1593 - 616 - 004 - 20	GROMMET,/10X30X5	4	*					
13	1376 - 606 - 005 - 00	WASHER,/9X32X2	4	1- -80					
13A	V411 - 260 - 008 - 00	WASHER,PL/M 8	4	81-					
14	1301 - 411 - 005 - 00	PIN,HAIR	4	1- -80					
14A	3908 - 170 - 020 - 00	PIN,SNAP/8	4	81-					
15	1593 - 606 - 006 - 10	PIN,/8X36	4	*					
16	1593 - 616 - 001 - 50	MAT/LH	1	*					
17	1593 - 616 - 002 - 40	MAT/RH	1	*					
18	1527 - 604 - 002 - 00	CLIP (B)	8	*					

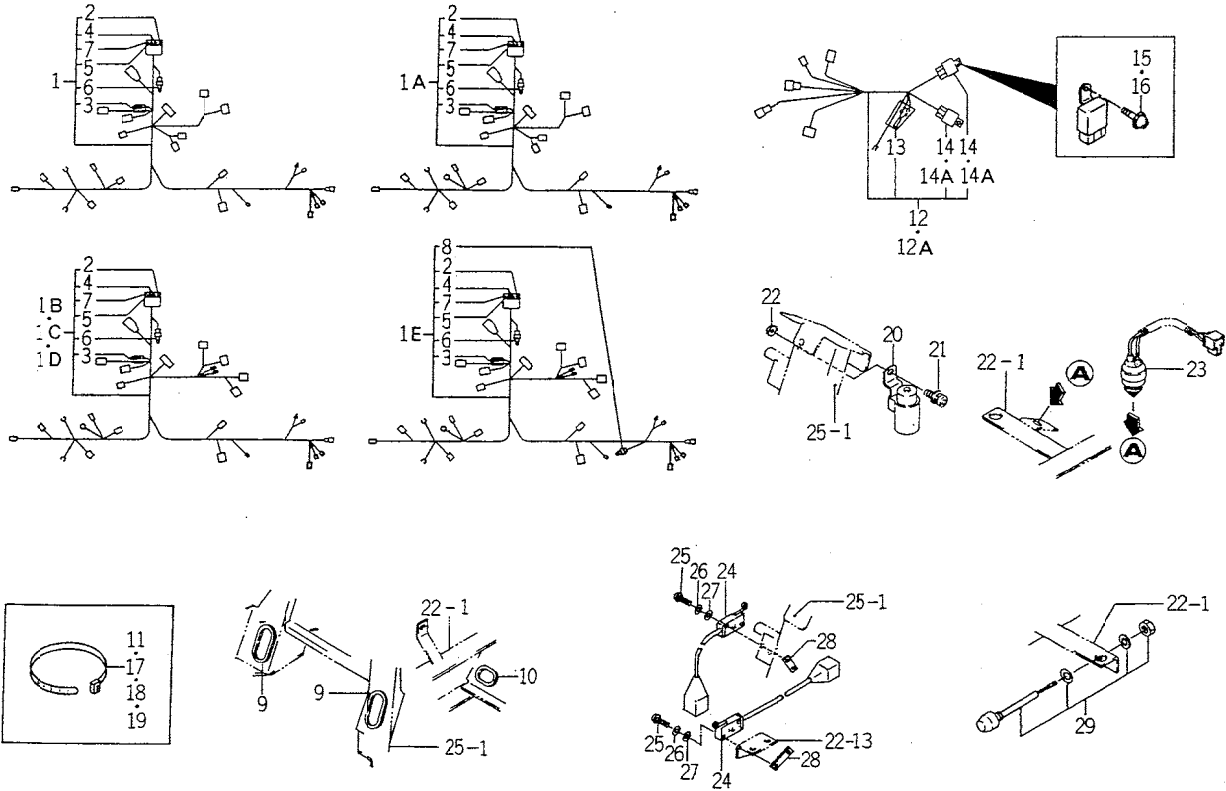
FIG. 38 METER PANEL SYSTEM



1593-621A

KEY	PART CODE	DESCRIPTION	QTY	TYPE OF MODEL		I T C	C O L	G R P	REMARKS
				SG13					
1	1593 - 621 - 500 - 10	PANEL,METER	1	1-					
1A	1593 - 621 - 500 - 30	PANEL,INSTRUMENT SET	1	-366					
2	1593 - 621 - 510 - 30	LAMP,MONITOR	1	*					
3	3650 - 270 - 214 - 00	BULB	3	*					
4	1593 - 621 - 520 - 20	SWITCH,HEAD LAMP	1	1-					
5	3631 - 270 - 003 - 00	COVER,SWITCH	1	-366					
6	1593 - 621 - 230 - 30	SWITCH,MOTOR RELAY	1	1-					
7	3645 - 383 - 001 - 00	CAP	1	*					
8	1593 - 621 - 100 - 00	SWITCH,STARTER ASSY	1	1-					
9	1593 - 621 - 102 - 00	COVER	1	-17					
10	1593 - 621 - 103 - 00	CAP	1	1-					
11	1593 - 621 - 104 - 00	NUT,RING	1	-17					
12	1593 - 621 - 250 - 00	SWITCH,STARTER ASSY	1	18-					
12A	1593 - 621 - 250 - 10	SWITCH,STARTER ASSY	1	-366					
13	1593 - 621 - 252 - 00	COVER	1	18-					
14	1593 - 621 - 253 - 00	CAP	1	18-					
14A	1444 - 621 - 311 - 00	CAP	1	-366					
15	1593 - 621 - 254 - 00	RING,NUT	1	18-					
15A	1444 - 621 - 312 - 00	RING,NUT/M28X1.0	1	-366					
16	3614 - 261 - 002 - 00	KEY ASSY	1	18-					
17	1593 - 621 - 001 - 30	PANEL,INSTRUMENT	1	1-					
17A	1593 - 621 - 001 - 40	PANEL,INSTRUMENT	1	-366					
18	1593 - 621 - 002 - 10	FILTER,MONITOR	1	1-					
19	1593 - 621 - 004 - 00	LABEL	1	-295					
19A	1593 - 621 - 004 - 10	LABEL	1	1-					
				-366					
				367-					

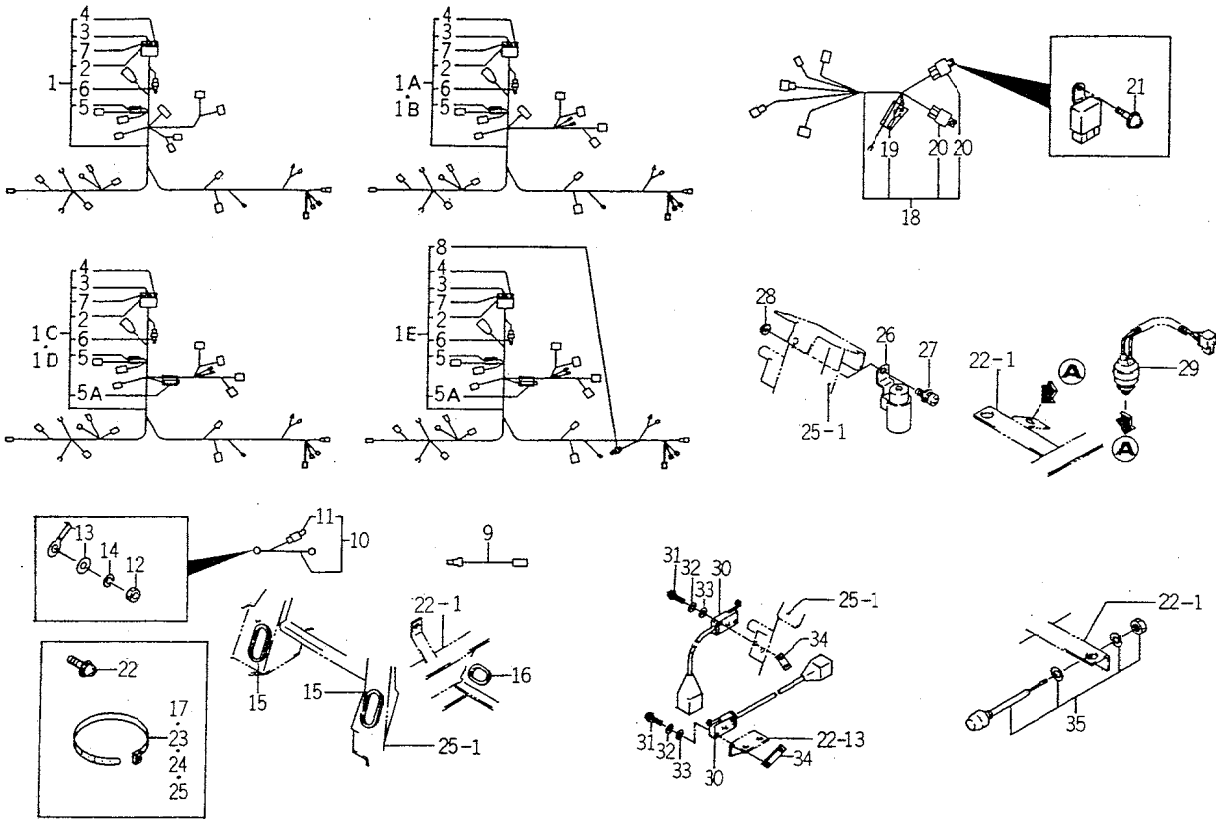
FIG. 40 ELECTRICAL SYSTEM (EXCEPT S TYPE)



1393-623A

KEY	PART CODE	DESCRIPTION	QTY	TYPE OF MODEL		I T C	C O L	G R P	REMARKS
				SG13					
1	1593 - 623 - 500 - 30	HARNESS,MAIN/	1	1-					
1A	1593 - 623 - 500 - 40	HARNESS (MAIN) ASSY	1	-80					
1B	1593 - 623 - 500 - 50	HARNESS,MAIN ASSY	1	81-					
1C	1593 - 623 - 500 - 60	HARNESS,MAIN ASSY	1	-166					
1D	1593 - 623 - 500 - 70	HARNESS,MAIN ASSY	1	167-					
1E	1593 - 623 - 500 - 80	HARNESS,MAIN ASSY	1	-368					
				367-					
				-2139					
				2131-					
				-100000					
				100001-					
2	1593 - 623 - 203 - 00	FUSE/32V20A	1	*					
3	3650 - 262 - 202 - 00	DIODE/3.0A	1	*					
4	1575 - 623 - 010 - 00	FUSE/32V10A	2	*					
5	1575 - 623 - 009 - 00	FUSE/32V03A	1	*					
6	1593 - 623 - 502 - 00	COUPLER,SHORT	1	*					
7	1593 - 623 - 503 - 00	CAP,FUSE BOX	1	*					
8	1593 - 623 - 504 - 00	COUPLER,SHORT/P/PTO	1	100001-					
9	1593 - 623 - 002 - 00	GROMMET/150	2	*					
10	1593 - 623 - 001 - 00	GROMMET	1	*					
11	1593 - 623 - 003 - 00	BAND	2	*					
12	1593 - 623 - 510 - 30	HARNESS,LIFT MOTOR	1	1-					
12A	1593 - 623 - 510 - 40	HARNESS,LIFT MOTOR	1	-80					
13	3650 - 281 - 250 - 00	PROTECTOR,TERMAL	1	81-					
14	1560 - 664 - 210 - 30	RELAY	2	*					
14A	1593 - 623 - 530 - 00	RELAY (SP) ASSY	2	1-					
15	V120 - 366 - 001 - 60	SCREW,SP/M6X16	2	-80					
16	V120 - 366 - 001 - 60	SCREW,SP/M6X16	2	81-					
17	3737 - 172 - 010 - 00	BAND,HARNESS	18	*					
18	3746 - 172 - 013 - 00	BAND,HARNESS	17	*					

FIG. 41 ELECTRICAL SYSTEM (S TYPE)

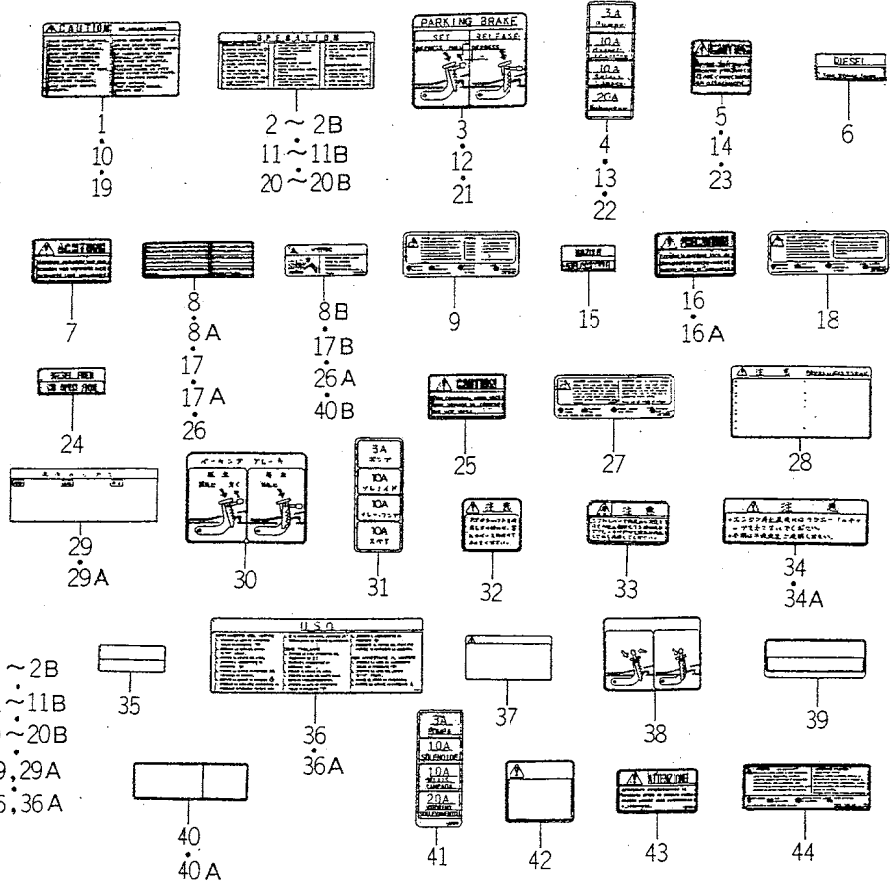
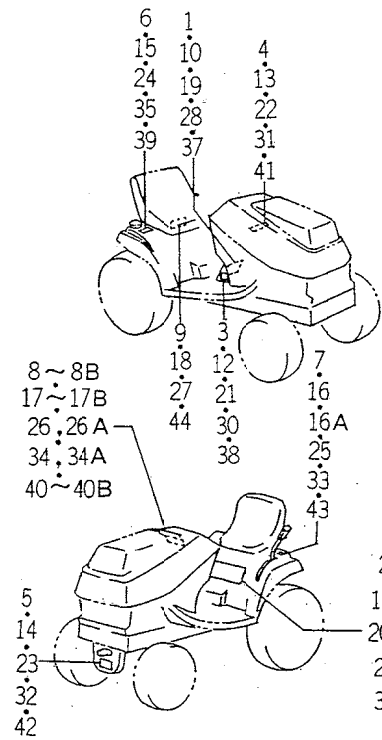


1593-623B

KEY	PART CODE	DESCRIPTION	QTY	TYPE OF MODEL		I T C	C O L	G R P	REMARKS
				SG13					
1	1593 - 623 - 500 - 40	HARNESS (MAIN) ASSY	1	1-					
1A	1593 - 623 - 500 - 50	HARNESS,MAIN ASSY	1	-166					
1B	1593 - 623 - 500 - 60	HARNESS,MAIN ASSY	1	167-					
1C	1593 - 623 - 620 - 00	HARNESS,MAIN/S ASSY	1	-366					
1D	1593 - 623 - 620 - 10	HARNESS,MAIN/S ASSY	1	367-					
1E	1593 - 623 - 620 - 20	HARNESS,MAIN/S ASSY	1	-2130					
2	1575 - 623 - 009 - 00	FUSE/32V03A	1	2131-					
3	1575 - 623 - 010 - 00	FUSE/32V10A	2	-6788					
4	1593 - 623 - 203 - 00	FUSE/32V20A	1	6789-					
5	3650 - 262 - 202 - 00	DIODE/3.0A	1	-100000					
5A	3650 - 262 - 202 - 00	DIODE/3.0A	2	100001-					
6	1593 - 623 - 502 - 00	COUPLER,SHORT	1	*					
7	1593 - 623 - 503 - 00	CAP,FUSE BOX	1	*					
8	1593 - 623 - 504 - 00	COUPLER,SHORT/P/PTO	1	100001-					
9	1593 - 623 - 004 - 00	HARNESS,STARTER	1	*					
10	1593 - 623 - 610 - 00	HARNESS,GENERATOR	1	*					
11	3650 - 261 - 261 - 00	LINK,FUSIBLE	1	*					
12	V301 - 260 - 006 - 00	NUT/M 6	1	*					
13	V411 - 260 - 006 - 00	WASHER / M6	1	*					
14	V401 - 160 - 006 - 00	WASHER,SP/M 6	1	*					
15	1593 - 623 - 002 - 00	GROMMET/150	2	*					
16	1593 - 623 - 001 - 00	GROMMET	1	*					
17	1593 - 623 - 003 - 00	BAND	2	*					
18	1593 - 623 - 510 - 40	HARNESS,LIFT MOTOR	1	*					
19	3650 - 281 - 250 - 00	PROTECTOR,TERMAL	1	*					

FIG. 44 MARKS (2)

(KEY1~9 for E20 TYPE)
 (KEY10~18 for E50 TYPE)
 (KEY19~27 for E40 TYPE)
 (KEY28~35 for EXCEPT E TYPE)
 (KEY36~44 for E50T TYPE)

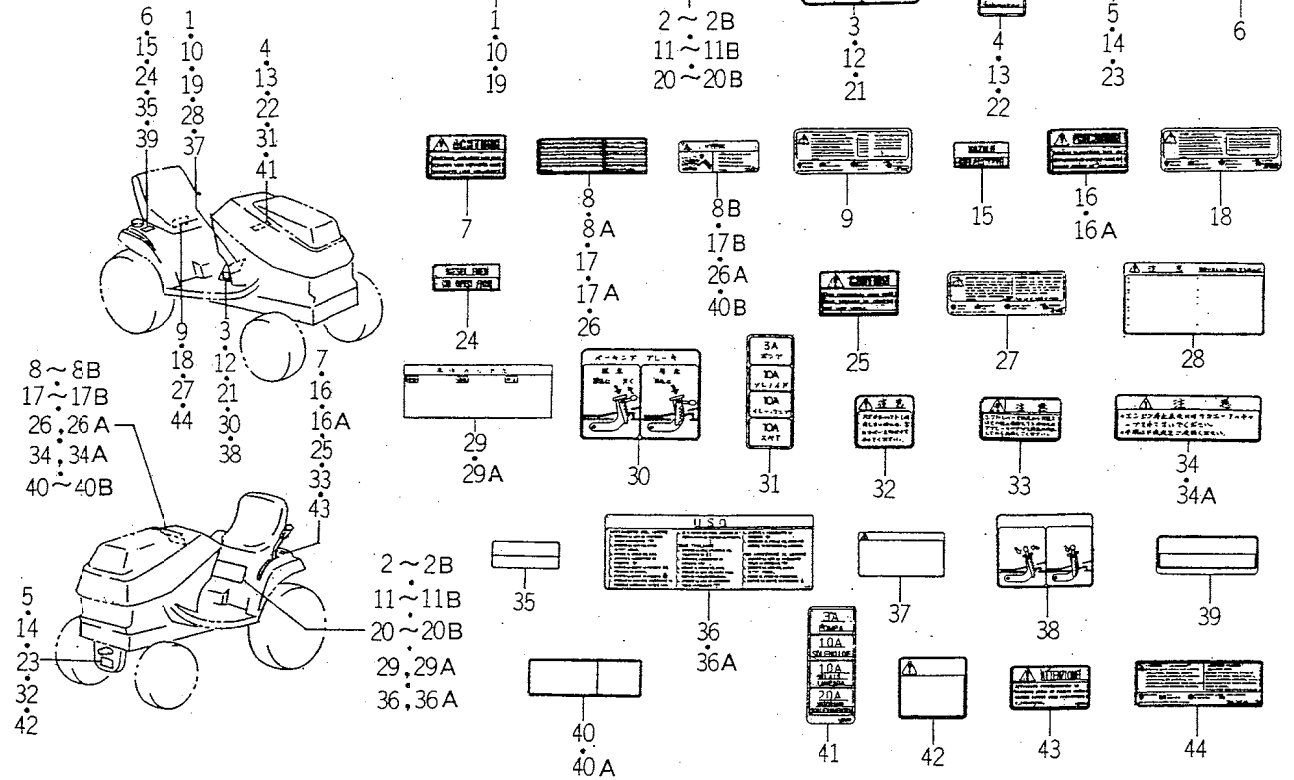


1593-904

KEY	PART CODE	DESCRIPTION	QTY	TYPE OF MODEL		I T C	C O L	G R P	REMARKS
				SG13					
1	1593 - 904 - 001 - 00	LABEL,CAUTION/D	1	*					
2	1593 - 904 - 002 - 10	LABEL,OPERATION/D	1	1-					
2A	1593 - 904 - 002 - 20	LABEL,OPERATION/D	1	-80					
2B	1593 - 904 - 002 - 30	LABEL,OPERATION/D	1	81-					
3	1593 - 904 - 003 - 00	LABEL,PARKING/D	1	-2130					
4	1593 - 904 - 006 - 00	LABEL,CAUTION/D	1	2131-					
5	1593 - 904 - 007 - 00	LABEL,RADIATOR/D	1	*					
6	1600 - 902 - 023 - 00	LABEL,FUEL/D	1	*					
7	1593 - 904 - 008 - 00	LABEL,SHIFT - CAUTION/D	1	*					
8	1593 - 901 - 009 - 00	ABEL	1	1-					
8A	1593 - 901 - 009 - 10	LABEL,W/RADIATOR	1	-2217					
8B	1640 - 903 - 033 - 00	LABEL,W/RADIATOR	1	2218-					
9	1640 - 903 - 036 - 00	LABEL,D/BATTERY	1	-100000					
10	1593 - 905 - 001 - 00	LABEL,CAUTION/F	1	100001-					
11	1593 - 905 - 002 - 10	LABEL,OPERATION/F	1	*					
11A	1593 - 905 - 002 - 20	LABEL,OPERATION/F	1	1-					
11B	1593 - 905 - 002 - 30	LABEL,OPERATION/F	1	-80					
12	1593 - 905 - 003 - 00	LABEL,PARKING/F	1	81-					
13	1593 - 905 - 006 - 00	LABEL	1	-2130					
14	1593 - 905 - 007 - 00	LABEL,PTO CAUTION/F	1	2131-					
15	1427 - 934 - 013 - 00	MARK,FUEL/FR	1	*					
16	1593 - 905 - 008 - 00	LABEL,SHIFT - CAUTION/F	1	1-					
16A	1593 - 905 - 008 - 10	LABEL,SHIFT - CAUTION/F	1	-527					
17	1593 - 901 - 009 - 00	LABEL	1	528-					
17A	1593 - 901 - 009 - 10	LABEL,W/RADIATOR	1	1-					
				-2217					
				2218-					
				-100000					

FIG. 44 MARKS (2)

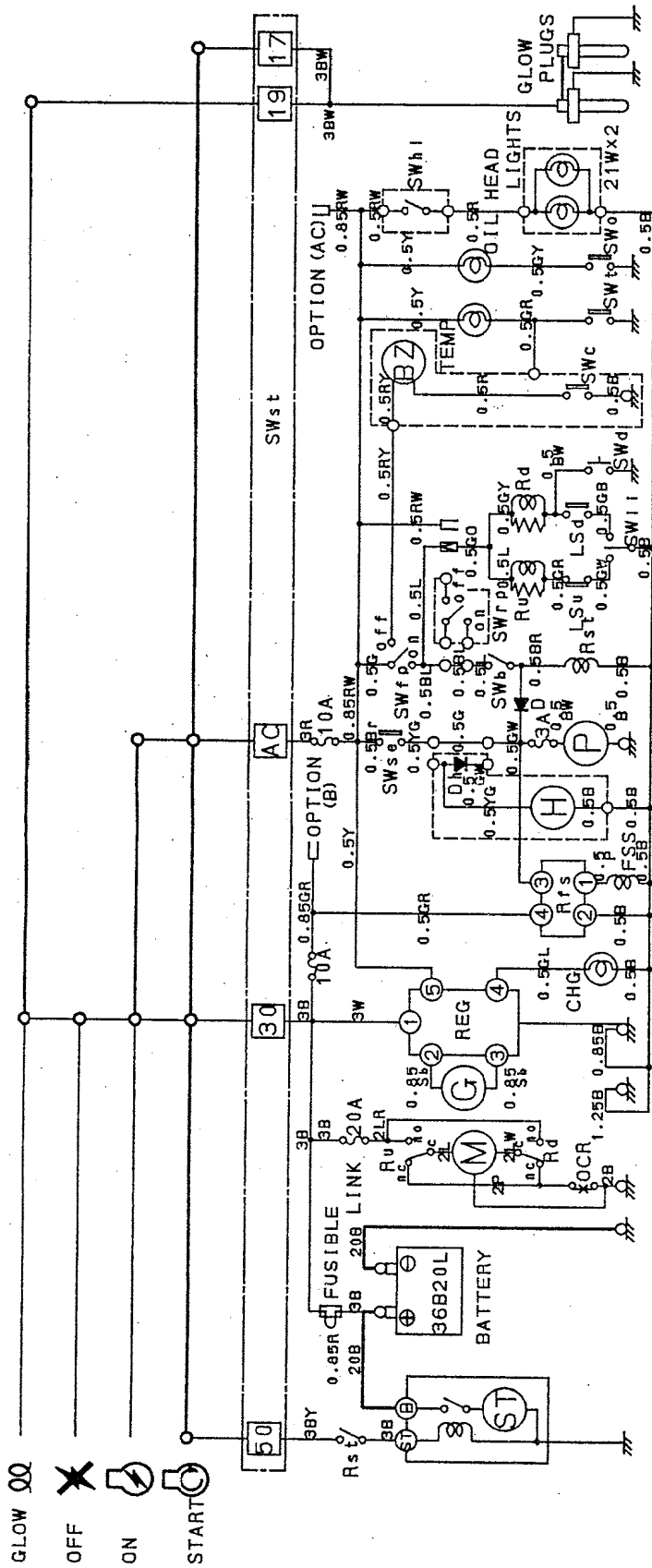
(KEY1~9 for E20 TYPE)
 (KEY10~18 for E50 TYPE)
 (KEY19~27 for E40 TYPE)
 (KEY28~35 for EXCEPT E TYPE)
 (KEY36~44 for E50T TYPE)



1593-905

KEY	PART CODE	DESCRIPTION	QTY	TYPE OF MODEL		I T C	C O L	G R P	REMARKS
				SG13					
17B	1640 - 903 - 013 - 00	LABEL,W/RADIATOR	1	100001-					
18	1640 - 903 - 016 - 00	LABEL,D/BATTERY	1	*					
19	1593 - 906 - 001 - 00	LABEL,CAUTION/E	1	*					
20	1593 - 906 - 002 - 10	ABEL,OPERATION/E	1	1- -80					
20A	1593 - 906 - 002 - 20	LABEL,OPERATION/E	1	81- -2130					
20B	1593 - 906 - 002 - 30	LABEL,OPERATION/E	1	2131-					
21	1593 - 906 - 003 - 00	LABEL,PARKING/E	1	*					
22	1593 - 906 - 006 - 00	LABEL,FUSE/E	1	*					
23	1593 - 906 - 007 - 00	LABEL,PTO CAUTION/E	1	*					
24	1427 - 941 - 016 - 00	MARK,FUEL	1	*					
25	1593 - 906 - 008 - 00	LABEL,SHIFT - CAUTIONE	1	*					
26	1593 - 901 - 009 - 10	LABEL,CAUTION/RADIAT	1	1- -2217					
26A	1640 - 904 - 013 - 00	LABEL,W/RADIATOR	1	2218-					
27	1640 - 904 - 016 - 00	LABEL,D/BATTERY	1	*					
28	1593 - 907 - 001 - 00	LABEL,CAUTION	1	*					
29	1593 - 907 - 002 - 00	LABEL,OPERATION	1	1- -2130					
29A	1593 - 907 - 002 - 10	LABEL,OPERATION	1	2131-					
30	1593 - 907 - 003 - 00	LABEL,PARKING	1	*					
31	1593 - 907 - 004 - 00	LABEL,FUSE)	1	*					
32	1593 - 907 - 005 - 00	LABEL,PTO CAUTION	1	*					
33	1593 - 907 - 006 - 00	LABEL,SHIFT - CAUTION	1	*					
34	1593 - 907 - 007 - 00	LABEL,CAUTION/RADIAT	1	- -22.7					
34A	1593 - 907 - 007 - 10	LABEL,CAUTION/RADIAT	1	2218-					
35	1421 - 903 - 010 - 00	MARK,FUEL	1	*					
36	1593 - 910 - 001 - 00	LABEL,OPERATION/I	1	- -2130					

WIRING DIAGRAM / SG13



GLOW

OFF

ON

START

- ST : Starter (0.8kW)
- M : Motor (Mower lift)
- G : Generator (8.5A)
- H : Hour meter
- P : Pump
- BZ : Buzzer
- Rst : Starter relay
- Rfs : Fuel shut-off relay
- Ru : Up relay
- Rd : Down relay
- LSu : Up limit switch
- LSd : Down limit switch
- SWst : Starter switch
- SWse : Seat switch
- SWfp : Front PTO switch
- SWrp : Rear PTO switch
- SWb : Brake switch
- SWll : Lift switch
- SWd : Down switch
- SWc : Collector switch
- SWt : Temperature switch
- SWo : Oil pressure switch
- SWhl : Head lights switch

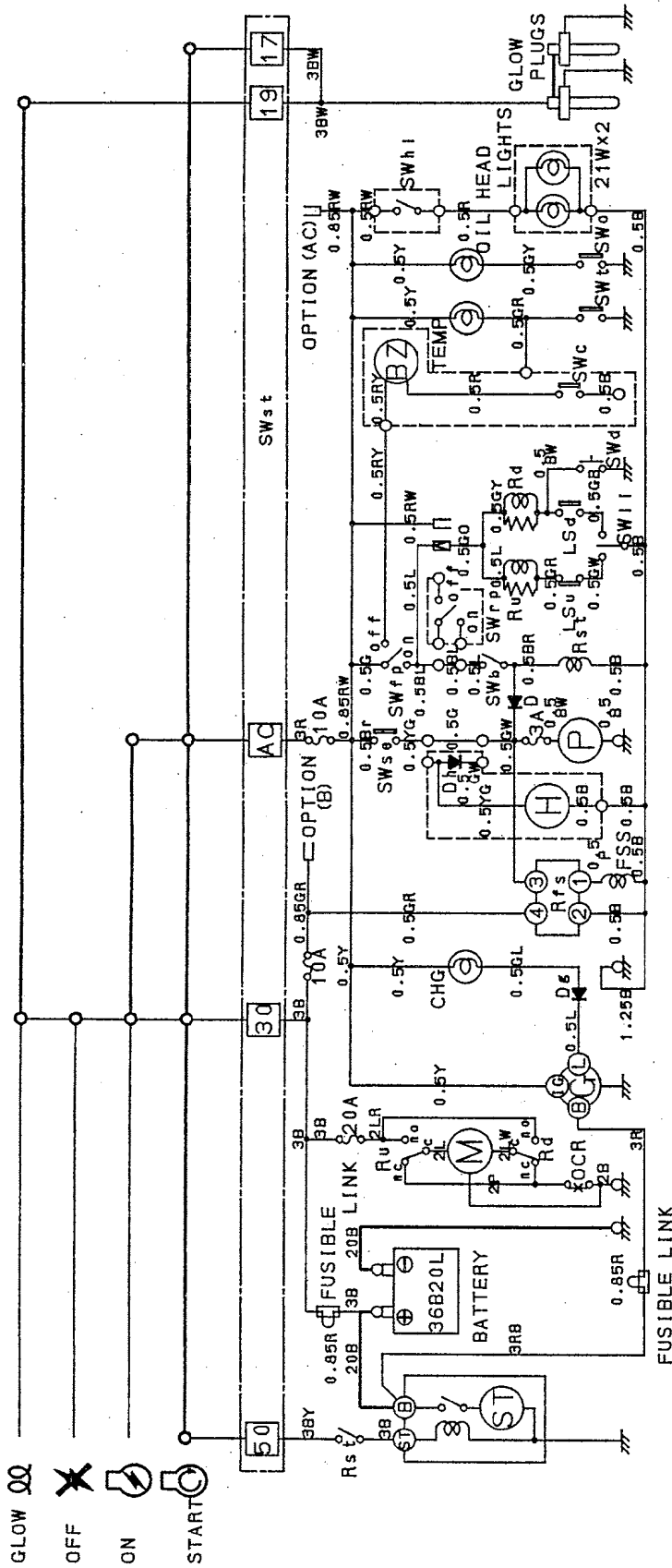
- OCR : Over current relay
- REG : Regulator
- FSS : Fuel shut-off solenoid
- CHG : Charge lamp (3.4W)
- TEMP : Temperature lamp (3.4W)
- OIL : Oil pressure lamp (3.4W)
- D, Dh : Diode

- Switch connection
- SWse : On : Sit on the seat
 - SWfp : On : Disengage the front PTO
 - SWrp : On : Disengage the rear PTO
 - SWb : On : Depress the brake pedal
 - SWll : Connect the LSU: The lever turns up
: Connect the LSD: The lever turns down
 - SWd : On : Push the SWd
 - SWc : On : Fill the collector with grass
 - SWt : On : At the over heated
 - SWo : On : At the low oil pressure
 - SWhl : On : The lever turns up
: The mower highest position
 - LSu : Off : The mower lowest position
 - LSd : Off : The mower lowest position

Optional parts

B	Black	Black and white	Y	Yellow
BW	Black and white	Black and red	YG	Yellow and green
BR	Black and red	Black and blue	G	Green
BL	Black and blue	Black and yellow	GB	Green and black
BY	Black and yellow	White	GW	Green and white
W	White	Red	GR	Green and red
R	Red	Red and white	GL	Green and blue
RW	Red and white	Red and yellow	GO	Green and orange
RY	Red and yellow	Blue and white	P	Pink
L	Blue and white	Blue and red	Br	Brown
LW	Blue and white		Sb	Skyblue
LR	Blue and red			

WIRING DIAGRAM / SG13 - S



B	Black	LR	Blue and red
BW	Black and white	LY	Yellow and green
BR	Black and red	YG	Green and black
BL	Black and blue	G	Green and red
BY	Black and yellow	GB	Green and orange
W	White	GW	Pink
R	Red	GR	Brown
RB	Red and black	GO	Skyblue
RW	Red and white		
RY	Red and yellow		
L	Blue		
LW	Blue and white		

OCR	: Over current relay
REG	: Regulator
FSS	: Fuel shut-off solenoid
CHG	: Charge lamp (3.4W)
TEMP	: Temperature lamp (3.4W)
OIL	: Oil pressure lamp (3.4W)
D.Dh, Dg	: Diode
Switch connection	
SWse: On	: Sit on the seat
SWfp: On	: Disengage the front PTO
SWrp: On	: Disengage the rear PTO
SWb : On	: Depress the brake pedal
SWli: Connect the LSu	: The lever turns up
	: Connect the LSd
	: The lever turns down
SWd : On	: Push the SWd
SWc : On	: Fill the collector with grass
SWt : On	: At the over heated
SWo : On	: At the low oil pressure
SWhl: On	: The lever turns up
SWt : Off	: The mower highest position
SWo : Off	: The mower lowest position

ST	: Starter (1.0kW)
M	: Motor (Mower lift)
G	: Generator (30A)
H	: Hour meter
P	: Pump
BZ	: Buzzer
Rst	: Starter relay
Rts	: Fuel shut-off relay
Ru	: Up relay
Rd	: Down relay
LSu	: Up limit switch
LSd	: Down limit switch
SWst	: Starter switch
SWse	: Seat switch
SWrp	: Front PTO switch
SWrp	: Rear PTO switch
SWb	: Brake switch
SWli	: Lift switch
SWd	: Down switch
SWc	: Collector switch
SWt	: Temperature switch
SWo	: Oil pressure switch
SWhl	: Head lights switch

Optional parts

NUMERICAL INDEX

6003-096-100-00

PART CODE	FIG. KEY	PART CODE	FIG. KEY	PART CODE	FIG. KEY
J061-210-015-00	17 23	6209-360-028-10	2 6	6211-360-004-10	7 1
J062-062-067-00	21 6	6209-409-001-00	9 19	6211-361-019-10	7 2
J062-076-082-00	21 5	6209-409-003-00	11 18	6211-510-002-00	5 10
V211-560-802-00	3 3	6209-490-002-00	2 4	6211-511-003-00	5 11
	9 14	6209-500-003-00	9 17A	6211-511-004-00	5 12
	17 19	6209-580-002-10	20 37	6211-540-002-00	6 1
	17 27	6209-587-001-00	13 4	6211-560-002-00	6 3
	22 4	6209-600-002-00	7 3	6211-599-001-10	5 13
V211-560-802-50	4 3	6209-605-004-00	1 4		6 2
	9 40	6209-610-001-00	5 3		6 4
V341-120-008-00	9 20	6209-610-002-10	9 4	6211-715-002-00	1 5
V411-260-006-00	20 41	6209-623-001-00	7 4	6211-721-001-00	1 6
V600-110-600-40	20 12	6209-625-001-00	5 14	6211-721-002-00	1 7
V600-110-620-30	20 11		24 10	6211-751-001-10	2 2
V682-200-000-60	1 9	6209-625-002-00	9 5	6211-760-003-10	5 29
V704-140-016-00	11 16		24 12	6211-777-007-20	10 1
V705-140-012-00	9 32	6209-630-002-10	23 6	6212-111-009-00	13 1
V710-140-004-00	9 24		24 21	6212-114-009-00	14 1
	20 21	6209-740-001-00	9 27	6212-116-009-00	14 3
	20 31	6209-749-001-10	5 15	6212-121-004-00	13 2
V720-101-900-80	20 36	6209-788-001-00	5 27	6212-124-004-00	14 2
V720-102-401-50	16 9	6209-940-004-00	11 15	6212-126-004-00	14 4
	24 16	6211-110-017-20	1 1	6212-211-001-10	13 3
V723-102-005-50	17 31	6211-141-010-20	1 10	6212-230-003-00	13 5
	24 20		24 3	6212-235-001-00	13 6
1373-121-001-00	22 5	6211-150-006-00	1 2	6212-261-006-00	13 8
3625-540-004-00	9 22	6211-170-006-10	2 1	6212-264-006-00	6 5
6209-000-002-00	11 19	6211-173-004-00	2 3	6212-266-006-00	6 6
6209-000-003-00	1 11		24 4	6212-310-010-00	15 1
6209-000-004-00	5 2	6211-210-020-10	5 1	6212-310-010-10	15 1A
6209-000-004-10	5 2A	6211-258-001-00	5 8	6212-330-013-30	15 5
6209-000-013-00	15 7		24 8	6212-333-001-00	15 6
6209-009-001-00	16 6	6211-258-002-00	5 9	6212-371-014-20	15 8
6209-030-005-00	9 6		24 9	6212-379-001-00	15 9
6209-030-006-00	9 7	6211-291-001-10	5 23	6212-511-004-00	12 1
	17 28	6211-292-001-20	5 24	6212-521-002-00	15 3
6209-030-041-00	18 4		24 11	6212-522-003-00	12 2
6209-030-043-00	20 16	6211-310-006-20	9 1	6212-523-003-00	12 6
6209-044-001-00	20 34	6211-311-005-10	9 36	6212-524-002-00	20 9
6209-046-001-00	9 16	6211-312-001-20	9 28	6212-531-005-10	5 6
6209-050-001-00	9 33		24 14	6212-535-001-00	12 4
6209-050-002-00	9 34	6211-312-002-20	9 37	6212-535-002-00	20 13
6209-056-001-00	20 7		24 15	6212-551-001-00	11 1
6209-300-002-00	17 18	6211-340-001-30	8 1	6212-552-001-00	11 2
6209-360-010-00	21 2	6211-342-001-30	8 2	6212-561-001-00	11 3

PART CODE	FIG. KEY		PART CODE	FIG. KEY		PART CODE	FIG. KEY	
6212-563-001-00	11	4	6213-671-012-00	18	5	6215-541-003-10	20	33
6212-565-001-00	11	5	6213-674-004-10	22	3	6215-542-001-10	9	23
6212-569-002-00	1	8	6213-711-003-20	17	30	6215-542-002-00	20	20
	24	2	6213-716-001-40	17	24	6215-543-003-20	20	19
6212-571-001-10	11	6	6213-721-001-00	5	22	6215-546-001-00	9	18
6212-575-001-00	11	7	6213-721-003-00	17	25	6215-549-001-10	5	26
6212-600-003-00	11	8	6213-729-001-00	17	22	6215-549-003-00	20	22
6212-611-004-10	11	9	6213-743-002-10	17	26	6215-549-004-10	20	24
6212-616-002-00	11	17		24	19	6215-549-006-00	20	26
6212-620-002-10	11	10	6214-111-014-00	3	1	6215-549-007-00	20	39
6212-621-003-10	11	11	6214-115-002-20	3	2	6215-549-007-10	20	39A
6212-626-002-10	11	12		24	6	6215-549-008-00	20	43
6212-628-004-00	11	13	6214-141-015-00	4	1	6215-549-009-00	20	27
6212-628-005-00	11	14	6214-145-006-10	4	2	6215-549-010-00	20	28
6213-100-003-20	16	1		24	7	6215-549-021-00	20	38
6213-111-001-20	16	2	6215-300-005-00	19	1	6215-549-023-00	20	29
6213-120-003-00	16	3	6215-311-005-00	25	1	6215-549-024-00	20	30
6213-125-001-00	16	4	6215-315-002-00	19	2	6215-600-057-00	20	1
6213-140-004-10	16	8	6215-330-007-00	25	2	6215-611-003-00	26	1
6213-149-001-00	16	10	6215-332-002-00	25	16	6215-612-003-00	26	34
6213-160-002-00	9	29	6215-339-002-00	25	15	6215-619-012-00	26	35
6213-161-001-00	9	30	6215-342-002-00	25	3	6215-619-013-00	26	37
6213-164-001-00	9	31	6215-343-002-00	25	4	6215-619-014-00	26	38
6213-240-002-00	16	15	6215-345-044-00	25	5	6215-619-015-00	26	39
6213-311-003-10	16	12	6215-345-045-00	25	6	6215-619-016-00	26	40
6213-319-001-30	9	2	6215-345-046-00	25	7	6215-621-004-10	20	8
6213-610-005-30	17	1	6215-345-047-00	25	8	6215-622-002-00	26	12
6213-611-003-20	17	2	6215-345-048-00	25	9	6215-629-017-00	26	13
6213-612-004-00	17	9	6215-345-049-00	25	10	6215-629-019-00	26	14
6213-613-002-10	17	8	6215-345-050-00	25	11	6215-629-020-00	26	18
6213-614-003-10	17	12	6215-345-051-00	25	12	6215-629-021-00	26	19
	24	17	6215-345-052-00	25	13	6215-629-022-00	26	20
6213-614-006-10	17	17	6215-345-053-00	25	14	6215-629-023-00	26	21
	24	18	6215-355-003-00	25	18	6215-629-024-00	26	22
6213-619-002-00	17	11	6215-359-003-00	25	17	6215-629-025-00	26	23
6213-619-003-00	17	10	6215-359-004-00	25	19	6215-629-026-00	26	24
6213-619-005-00	17	16	6215-410-035-10	19	3	6215-629-027-00	26	25
6213-621-003-00	17	6	6215-410-036-10	19	4	6215-629-028-00	26	26
6213-622-002-10	17	5	6215-412-001-20	21	1	6215-629-029-00	26	27
6213-631-002-00	17	3	6215-520-001-00	20	15	6215-629-030-00	26	28
6213-631-005-00	17	4	6215-526-001-10	20	17	6215-629-031-00	26	29
6213-641-004-00	18	2	6215-531-005-00	20	32	6215-629-032-00	26	30
6213-642-002-00	17	7	6215-536-001-00	20	25	6215-629-033-00	26	31
6213-660-006-00	18	1	6215-541-001-00	20	18	6215-629-034-00	26	32
6213-669-002-00	18	3	6215-541-002-10	20	23	6215-631-004-00	26	2

6003-096-100-00

PART CODE	FIG. KEY		PART CODE	FIG. KEY		PART CODE	FIG. KEY	
6215-634-002-00	26	15	6281-229-026-00	28	10	6902-050-813-00	9	38
6215-635-002-00	26	8	6281-229-027-00	28	11	6904-110-813-00	5	19
6215-635-003-00	26	36	6281-229-028-00	28	12	6904-110-840-00	5	18
6215-637-003-00	26	33	6281-229-031-00	28	4	6908-000-713-00	12	3
6215-639-006-00	26	16	6281-270-001-00	22	2		20	10
6215-639-007-00	26	17	6281-410-002-20	23	3	6908-000-750-00	15	4
6215-641-002-00	26	3	6281-910-001-00	23	5	6908-160-403-00	16	5
6215-643-003-00	26	4	6281-920-001-00	23	8	6908-160-510-00	5	17
6215-644-003-00	26	6	6281-971-001-10	23	1	6908-160-813-00	5	16
6215-649-003-00	26	5	6287-810-005-10	24	1	6908-161-013-00	15	2
6215-649-004-00	26	7	6509-000-084-00	9	8	6909-110-403-00	5	28
6215-649-005-00	26	9	6509-030-037-00	9	9		9	35
6215-649-006-00	26	10	6509-360-912-10	21	3		20	40
6215-649-007-00	26	11	6509-605-019-10	5	5	6909-110-403-00	27	23
6219-732-003-00	23	4		9	3	6909-110-410-00	22	7
6219-752-011-00	20	2	6513-770-022-10	17	29	6909-110-503-00	9	12
6219-752-012-00	20	3	6515-419-014-00	21	4		9	41
6219-752-013-00	20	4	6581-117-007-00	27	10		11	20
6219-752-014-00	20	5	6581-123-011-00	27	12		17	14
6219-752-015-00	20	6	6581-129-092-00	27	15		17	20
6281-100-003-00	22	8	6581-129-096-00	27	16	6909-111-406-00	20	35
6281-111-002-00	27	1	6581-129-099-00	27	13	6909-111-508-00	27	20
6281-115-004-00	27	11	6581-129-100-00	27	14	6909-150-506-00	20	42
6281-116-002-00	27	2	6582-450-014-00	23	2	6909-150-508-00	9	13
6281-118-001-00	27	9	6894-207-904-00	22	6		17	15
6281-121-003-00	27	3	6894-240-902-00	13	7		17	21
6281-124-001-00	27	6	6894-453-344-00	5	20		27	22
6281-129-006-00	27	17	6901-066-645-00	15	10	6909-164-508-00	11	21
6281-129-007-00	27	7	6901-910-612-00	5	25	6909-164-708-00	9	42
6281-129-008-00	27	18		7	5	6909-202-308-00	9	25
6281-129-009-00	27	19		12	5	6909-572-008-00	2	5
6281-129-010-00	27	4		20	14		24	5
6281-129-011-00	27	5		23	7	6909-330-212-00	1	12
6281-129-019-00	27	21	6901-910-625-00	16	7	6909-902-299-00	5	21
6281-151-004-00	27	8	6901-910-816-00	8	4	6909-906-105-10	16	13
6281-200-007-00	22	1		16	11	6909-920-843-00	9	17
6281-211-004-00	28	2	6901-910-830-00	17	32		9	21
6281-213-008-00	28	1	6901-910-835-00	9	11		9	26
6281-214-006-00	28	13	6901-910-840-00	9	10		16	14
6281-222-007-00	28	3		9	39		24	13
6281-229-021-00	28	5	6901-910-845-00	9	15	6911-129-006-00	1	3
6281-229-022-00	28	6		17	13	6911-129-083-00	5	7
6281-229-023-00	28	7	6901-911-020-00	8	3	6911-219-195-00	5	4
6281-229-024-00	28	8		10	2			
6281-229-025-00	28	9	6901-911-025-00	22	9			

NUMERICAL INDEX

6003-096-110-00

PART CODE	FIG. KEY	PART CODE	FIG. KEY	PART CODE	FIG. KEY
J061-210-015-00	17 23	6209-360-010-00	21 2	6211-342-001-30	8 2
J062-062-067-00	21 6	6209-360-028-10	2 6	6211-360-004-10	7 1
J062-076-082-00	21 5	6209-409-001-00	9 19	6211-361-019-10	7 2
V211-560-802-00	3 3	6209-409-003-00	11 18	6211-510-002-00	5 10
	9 14	6209-490-002-00	2 4	6211-511-003-00	5 11
	17 19	6209-500-003-00	9 17A	6211-511-004-00	5 12
	17 27	6209-580-002-10	20 37	6211-540-002-00	6 1
	22 3	6209-587-001-00	13 4	6211-560-002-00	6 3
V211-530-802-50	4 3	6209-600-002-00	7 3	6211-599-001-10	5 13
	9 40	6209-605-004-00	1 4		6 2
V341-120-008-00	9 20	6209-610-001-00	5 3		6 4
V411-260-006-00	20 41	6209-610-002-10	9 4	6211-715-002-00	1 5
V600-110-600-40	20 12	6209-623-001-00	7 4	6211-721-001-00	1 6
V600-110-620-30	20 11	6209-625-001-00	5 14	6211-721-002-00	1 7
V682-200-000-60	1 9		24 10	6211-751-001-10	2 2
V704-140-016-00	11 16	6209-625-002-00	9 5	6211-760-012-20	5 29
V705-140-012-00	9 32		24 12	6211-777-007-20	10 1
V710-140-004-00	9 24	6209-630-002-10	23 6	6212-111-009-00	13 1
	20 21		24 21	6212-114-009-00	14 1
	20 31	6209-740-001-00	9 27	6212-116-009-00	14 3
V720-101-900-80	20 36	6209-749-001-10	5 15	6212-121-004-00	13 2
V720-102-401-50	16 9	6209-788-001-00	5 27	6212-124-004-00	14 2
	24 16	6209-940-004-00	11 15	6212-126-004-00	14 4
V723-102-005-50	17 31	6211-110-017-20	1 1	6212-211-001-10	13 3
	24 20	6211-141-010-20	1 10	6212-230-003-00	13 5
1373-121-001-00	22 4		24 3	6212-235-001-00	13 6
3625-540-004-00	9 22	6211-150-006-00	1 2	6212-261-006-00	13 8
6209-000-002-00	11 19	6211-170-006-10	2 1	6212-264-006-00	6 5
6209-000-003-00	1 11	6211-173-004-00	2 3	6212-266-006-00	6 6
6209-000-004-00	5 2		24 4	6212-310-010-00	15 1
6209-000-004-10	5 2A	6211-210-020-10	5 1	6212-310-010-10	15 1A
6209-000-013-00	15 7	6211-258-001-00	5 8	6212-330-013-30	15 5
6209-009-001-00	16 6		24 8	6212-333-001-00	15 6
6209-030-005-00	9 6	6211-258-002-00	5 9	6212-371-014-20	15 8
6209-030-006-00	9 7		24 9	6212-379-001-00	15 9
	17 28	6211-291-001-10	5 23	6212-511-004-00	12 1
6209-030-041-00	18 4	6211-292-001-20	5 24	6212-521-002-00	15 3
6209-030-043-00	20 16		24 11	6212-522-003-00	12 2
6209-031-083-00	22 5	6211-310-006-20	9 1	6212-523-003-00	12 6
6209-044-001-00	20 34	6211-311-005-10	9 36	6212-524-002-00	20 9
6209-046-001-00	9 16	6211-312-001-20	9 28	6212-531-005-10	5 6
6209-050-001-00	9 33		24 14	6212-535-001-00	12 4
6209-050-002-00	9 34	6211-312-002-20	9 37	6212-535-002-00	20 13
6209-055-001-00	20 7		24 15	6212-551-001-00	11 1
6209-300-002-00	17 18	6211-340-002-20	8 1	6212-552-001-00	11 2

6003-096-110-00

PART CODE	FIG. KEY		PART CODE	FIG. KEY		PART CODE	FIG. KEY	
6212-561-001-00	11	3	6213-669-002-00	18	3	6215-541-002-10	20	23
6212-563-001-00	11	4	6213-671-003-00	18	5	6215-541-003-10	20	33
6212-565-001-00	11	5	6213-674-006-10	22	2	6215-542-001-10	9	23
6212-569-002-00	1	8	6213-711-003-20	17	30	6215-542-002-00	20	20
	24	2	6213-716-001-40	17	24	6215-543-003-20	20	19
6212-571-001-10	11	6	6213-721-001-00	5	22	6215-546-001-00	9	18
6212-575-001-00	11	7	6213-721-003-00	17	25	6215-549-001-10	5	26
6212-600-003-00	11	8	6213-729-001-00	17	22	6215-549-003-00	20	22
6212-611-004-10	11	9	6213-743-002-10	17	26	6215-549-004-10	20	24
6212-616-002-00	11	17		24	19	6215-549-006-00	20	26
6212-620-002-10	11	10	6214-111-014-00	3	1	6215-549-007-00	20	39
6212-621-003-10	11	11	6214-115-002-20	3	2	6215-549-007-10	20	39A
6212-626-002-10	11	12		24	6	6215-549-008-00	20	43
6212-628-004-00	11	13	6214-141-015-00	4	1	6215-549-009-00	20	27
6212-628-005-00	11	14	6214-145-006-10	4	2	6215-549-010-00	20	28
6213-100-003-20	16	1		24	7	6215-549-021-00	20	38
6213-111-001-20	16	2	6215-300-005-00	19	1	6215-549-023-00	20	29
6213-120-003-00	16	3	6215-311-005-00	25	1	6215-549-024-00	20	30
6213-125-001-00	16	4	6215-315-002-00	19	2	6215-600-057-00	20	1
6213-140-004-10	16	8	6215-330-007-00	25	2	6215-611-003-00	26	1
6213-149-001-00	16	10	6215-332-002-00	25	16	6215-612-003-00	26	34
6213-160-002-00	9	29	6215-339-002-00	25	15	6215-619-012-00	26	35
6213-161-001-00	9	30	6215-342-002-00	25	3	6215-619-013-00	26	37
6213-164-001-00	9	31	6215-343-002-00	25	4	6215-619-014-00	26	38
6213-240-002-00	16	15	6215-345-044-00	25	5	6215-619-015-00	26	39
6213-311-003-10	16	12	6215-345-045-00	25	6	6215-619-016-00	26	40
6213-319-001-00	9	2	6215-345-046-00	25	7	6215-621-004-10	20	8
6213-610-005-30	17	1	6215-345-047-00	25	8	6215-622-002-00	26	12
6213-611-003-20	17	2	6215-345-048-00	25	9	6215-629-017-00	26	13
6213-612-004-00	17	9	6215-345-049-00	25	10	6215-629-019-00	26	14
6213-613-002-10	17	8	6215-345-050-00	25	11	6215-629-020-00	26	18
6213-614-003-10	17	12	6215-345-051-00	25	12	6215-629-021-00	26	19
	24	17	6215-345-052-00	25	13	6215-629-022-00	26	20
6213-614-006-10	17	17	6215-345-053-00	25	14	6215-629-023-00	26	21
	24	18	6215-355-003-00	25	18	6215-629-024-00	26	22
6213-619-002-00	17	11	6215-359-003-00	25	17	6215-629-025-00	26	23
6213-619-003-00	17	10	6215-359-004-00	25	19	6215-629-026-00	26	24
6213-619-005-00	17	16	6215-410-035-10	19	3	6215-629-027-00	26	25
6213-621-003-00	17	6	6215-410-036-10	19	4	6215-629-028-00	26	26
6213-622-002-10	17	5	6215-412-001-20	21	1	6215-629-029-00	26	27
6213-631-002-00	17	3	6215-520-001-00	20	15	6215-629-030-00	26	28
6213-631-005-00	17	4	6215-526-001-10	20	17	6215-629-031-00	26	29
6213-641-004-00	18	2	6215-531-005-00	20	32	6215-629-032-00	26	30
6213-642-002-00	17	7	6215-536-001-00	20	25	6215-629-033-00	26	31
6213-660-006-00	18	1	6215-541-001-00	20	18	6215-629-034-00	26	32

PART CODE	FIG. KEY		PART CODE	FIG. KEY		PART CODE	FIG. KEY	
6215-631-004-00	26	2	6281-229-002-00	28	2	6901-910-625-00	16	7
6215-634-002-00	26	15	6281-229-003-00	28	3	6901-910-816-00	8	4
6215-635-002-00	26	8	6281-229-004-00	28	6		16	11
6215-635-003-00	26	36	6281-229-005-00	28	5	6901-910-830-00	17	32
6215-637-003-00	26	33	6281-229-006-00	28	8	6901-910-835-00	9	11
6215-639-006-00	26	16	6281-229-007-00	28	9	6901-910-840-00	9	10
6215-639-007-00	26	17	6281-229-008-00	28	11		9	39
6215-641-002-00	26	3	6281-229-009-00	28	10	6901-910-845-00	9	15
6215-643-003-00	26	4	6281-229-010-00	28	14		17	13
6215-644-003-00	26	6	6281-229-011-00	28	15	6901-911-020-00	8	3
6215-649-003-00	26	5	6281-229-012-00	28	19		10	2
6215-649-004-00	26	7	6281-229-013-00	28	20	6901-911-025-00	22	8
6215-649-005-00	26	9	6281-229-014-00	28	21	6902-050-816-00	9	38
6215-649-006-00	26	10	6281-229-015-00	28	22	6904-110-818-00	5	19
6215-649-007-00	26	11	6281-229-016-00	28	23	6904-110-840-00	5	18
6219-732-003-00	23	4	6281-229-017-00	28	24	6908-000-716-00	12	3
6219-752-011-00	20	2	6281-229-018-00	28	25		20	10
6219-752-012-00	20	3	6281-271-002-00	28	26	6908-000-750-00	15	4
6219-752-013-00	20	4	6281-410-002-20	23	3	6908-160-408-00	16	5
6219-752-014-00	20	5	6281-910-001-00	23	5	6908-160-510-00	5	17
6219-752-015-00	20	6	6281-920-001-00	23	8	6908-160-816-00	5	16
6281-100-003-00	22	7	6281-971-001-10	23	1	6908-161-018-00	15	2
6281-111-002-00	27	1	6287-810-005-10	24	1	6909-110-406-00	5	28
6281-115-004-00	27	11	6509-000-084-00	9	8		9	35
6281-116-002-00	27	2	6509-030-037-00	9	9		20	40
6281-118-001-00	27	9	6509-360-912-10	21	3	6909-110-408-00	27	23
6281-121-003-00	27	3	6509-605-019-10	5	5	6909-110-410-00	22	6
6281-124-001-00	27	6		9	3	6909-110-508-00	9	12
6281-129-006-00	27	17	6513-770-022-10	17	29		9	41
6281-129-007-00	27	7	6515-419-014-00	21	4		11	20
6281-129-008-00	27	18	6581-117-007-00	27	10		17	14
6281-129-009-00	27	19	6581-123-011-00	27	12		17	20
6281-129-010-00	27	4	6581-129-092-00	27	15	6909-111-406-00	20	35
6281-129-011-00	27	5	6581-129-096-00	27	16	6909-111-508-00	27	20
6281-129-019-00	27	21	6581-129-099-00	27	13	6909-150-506-00	20	42
6281-151-004-00	27	8	6581-129-100-00	27	14	6909-150-508-00	9	13
6281-200-016-00	22	1	6582-450-014-00	23	2		17	15
6281-213-003-00	28	7	6894-240-902-00	13	7		17	21
6281-214-003-00	28	12	6894-453-344-00	5	20		27	22
6281-214-004-00	28	13	6901-066-645-00	15	10	6909-164-508-00	11	21
6281-215-001-00	28	17	6901-910-612-00	5	25	6909-164-708-00	9	42
6281-216-001-00	28	18		7	5	6909-202-308-00	9	25
6281-217-001-00	28	16		12	5	6909-572-008-00	2	5
6281-221-001-00	28	4		20	14		24	5
6281-222-004-00	28	1		23	7	6909-830-212-00	1	12

NUMERICAL INDEX

1593-098-100-00

PART CODE	FIG. KEY	PART CODE	FIG. KEY	PART CODE	FIG. KEY
1301-411-005-00	34 5		36 20	1593-102-006-40	2 21A
	37 14	1444-621-311-00	38 14A	1593-102-006-50	2 21B
1302-225-003-00	19 19	1444-621-312-00	38 15A	1593-102-009-10	2 23
	20 19	1480-207-011-00	26 8	1593-102-011-00	2 7
1323-220-012-00	14 9	1488-611-001-00	35 9A	1593-102-012-00	2 22
1337-401-006-00	15 19A		36 9A	1593-102-500-00	2 1
1337-708-007-00	19 27	1518-621-560-00	34 8	1593-102-500-10	2 1A
	20 45	1524-122-001-00	15 7	1593-102-502-00	2 2
1365-121-005-00	19 24	1527-604-002-00	37 18	1593-102-503-00	2 3
	20 24	1544-104-204-00	3 9	1593-102-504-00	2 4
1373-121-001-00	29 26A	1544-104-205-00	3 10	1593-102-505-00	2 5
	31 10A	1560-104-010-40	2 16	1593-103-053-10	3 2
1376-121-001-00	8 6	1560-132-007-30	12 12	1593-103-054-00	3 2A
	11 21		15 15	1593-103-500-10	3 1
	24 24	1560-281-007-40	12 23	1593-104-001-30	3 12
1376-606-005-00	34 3	1560-281-007-50	12 23A	1593-104-001-40	3 12A
	35 17	1560-664-210-30	40 14	1593-104-004-00	3 13
	36 17	1560-664-250-00	40 23	1593-104-500-00	3 6
	37 13		41 29	1593-104-502-00	3 7
1383-452-001-00	18 12	1564-512-001-00	25 2	1593-105-001-20	4 8
1386-241-002-00	16 4	1564-654-213-00	39 4	1593-105-001-30	4 8A
	17 4		39 12	1593-105-002-30	4 17
	27 4	1568-302-001-00	13 2	1593-105-005-00	4 7
1414-117-005-00	7 9	1575-623-009-00	40 5	1593-105-211-20	4 12
1415-120-006-00	15 20		41 2	1593-105-212-20	4 13
1416-600-057-00	34 8A	1575-623-010-00	40 4	1593-105-213-10	4 14
1421-903-010-00	44 35		41 3	1593-112-002-50	5 5
1424-101-203-00	2 17	1581-621-290-00	40 20		6 4
1424-101-204-00	2 18		41 26	1593-112-003-20	5 8
1425-621-004-00	2 9	1581-740-116-00	33 7		6 7
1427-130-260-00	3 4	1588-105-210-00	4 4	1593-112-051-30	5 4
	18 31	1588-117-001-00	31 15		6 3
1427-601-003-00	18 4	1593-101-003-20	1 6	1593-112-200-00	5 1
1427-621-002-10	5 2	1593-101-009-10	1 12	1593-112-210-00	6 1
1427-621-012-00	25 7	1593-101-011-10	1 13	1593-112-222-00	5 9
1427-934-013-00	34 6A	1593-101-012-00	1 14		6 8
	38 22	1593-101-210-40	1 1	1593-112-510-30	5 3
	44 15	1593-101-220-40	1 2		6 2
1427-941-016-00	44 24	1593-102-001-10	2 10	1593-112-520-00	5 12
1432-403-007-10	22 23	1593-102-002-10	2 11		6 11
1444-122-002-00	45 7	1593-102-003-20	2 14	1593-112-520-10	5 12A
	15 13	1593-102-004-20	2 15		6 11A
1444-601-005-00	34 6	1593-102-005-20	2 6	1593-117-001-40	7 3
1444-601-015-00	38 26	1593-102-005-30	2 6A	1593-117-003-10	7 6
1444-621-008-00	35 20	1593-102-006-30	2 21	1593-117-200-10	7 1

1593-098-100-00

PART CODE	FIG. KEY	PART CODE	FIG. KEY	PART CCDE	FIG. KEY
1593-117-200-20	7 1A	1593-205-064-10	11 15	1593-312-008-00	15 25
1593-117-510-20	7 2	1593-205-065-10	11 16	1593-312-009-00	15 11
1593-120-001-30	8 2	1593-205-068-20	11 18	1593-312-051-30	15 8
1593-120-500-20	8 1	1593-205-069-20	11 19	1593-312-052-20	15 9
1593-122-005-00	8 13	1593-205-069-30	11 19A	1593-312-053-30	15 10
1593-122-006-00	8 12	1593-205-071-30	11 24	1593-312-055-20	15 18
1593-122-051-00	8 8	1593-205-073-20	11 26	1593-312-056-20	15 32
1593-122-530-20	8 11	1593-215-004-30	12 8	1593-312-220-00	15 10A
1593-122-530-30	8 11A	1593-215-006-00	12 24	1593-312-510-30	15 1
1593-201-004-10	9 12	1593-215-051-50	12 3	1593-312-510-40	15 1A
1593-201-051-30	9 1	1593-215-051-60	12 3A	1593-312-510-50	15 1B
1593-201-051-40	9 1A	1593-215-053-20	12 6	1593-312-520-30	15 28
1593-201-052-40	9 9	1593-215-250-40	12 21	1593-312-530-00	15 5
1593-201-052-50	9 9A	1593-215-500-30	12 1	1593-317-201-00	16 2
1593-203-004-10	10 8	1593-215-520-10	12 15	1593-317-210-00	16 1
1593-203-004-20	19 36 10 8A 19 36A	1593-216-003-30	12 29	1593-332-051-20	18 9
	20 35	1593-216-004-10	12 30	1593-332-051-30	18 9A
1593-203-005-10	10 9	1593-216-005-00	12 31	1593-332-052-00	18 7
		1593-216-051-10	12 27	1593-332-052-10	18 7A
		1593-216-052-20	12 28	1593-332-053-00	18 8
1593-203-005-20	19 37 10 9A 19 37A	1593-216-501-10	12 25	1593-332-061-00	18 2
	20 36	1593-303-051-20	13 4	1593-332-520-00	18 1
1593-203-053-10	10 5	1593-303-500-10	13 1	1593-332-520-10	18 1A
		1593-304-008-00	13 15A	1593-332-520-20	18 1B
		1593-304-051-20	13 6	1593-332-520-30	18 1C
1593-203-057-20	10 11	1593-304-052-20	13 7	1593-333-500-30	18 14
1593-203-058-20	10 12	1593-304-053-10	13 10	1593-334-051-20	18 20
1593-203-200-10	10 1	1593-304-054-10	13 8A	1593-334-051-30	18 20A
1593-203-200-20	10 1A	1593-304-055-10	13 11	1593-334-054-20	18 19
1593-205-016-40	11 17	1593-304-057-10	13 12	1593-334-054-30	18 19A
1593-205-024-00	11 27	1593-307-051-20	13 17	1593-334-055-00	18 21
1593-205-025-00	11 28		13 21	1593-334-055-40	18 18
1593-205-026-10	11 29	1593-307-052-10	13 18	1593-334-055-50	18 18A
1593-205-051-10	11 1		13 22	1593-334-300-00	18 25
1593-205-051-20	11 1A	1593-307-053-10	13 19	1593-334-300-10	18 25A
1593-205-052-20	11 3		13 23	1593-334-300-20	18 25B
1593-205-053-10	11 4	1593-307-500-30	13 16	1593-334-310-00	18 27
1593-205-054-10	11 5	1593-307-510-30	13 20	1593-334-310-10	18 27A
1593-205-055-10	11 6	1593-310-054-20	14 5	1593-334-310-20	18 27B
1593-205-056-30	11 7	1593-310-055-10	14 6	1593-335-058-00	18 33
1593-205-058-20	11 10	1593-310-055-20	14 6A	1593-335-500-30	18 29
1593-205-059-20	11 11	1593-310-500-30	14 1	1593-335-500-40	18 29A
1593-205-061-30	11 12	1593-310-520-20	14 3	1593-335-500-50	18 29B
1593-205-062-30	11 13	1593-310-530-00	14 8	1593-341-001-20	19 1
1593-205-063-20	11 14	1593-310-540-00	14 8A	1593-341-001-30	19 1A

PART CODE	FIG. KEY	PART CODE	FIG. KEY	PART CCDE	FIG. KEY
1593-341-001-40	19 1B 20 1	1593-401-008-10 1593-401-009-00	22 13 22 4	1593-403-510-60 1593-403-510-70	24 2B 24 2C
1593-341-002-20	19 16	1593-401-013-00	22 22	1593-403-510-80	24 2D
1593-341-002-30	19 16A		45 6	1593-403-530-60	24 19
1593-341-002-40	19 16B	1593-401-071-40	22 5	1593-406-0C4-00	25 10
1593-341-003-10	20 16 19 11 20 11	1593-401-071-50 1593-401-270-00 1593-401-300-00	22 5A 22 7 45 5	1593-406-0C5-10 1593-406-006-00 1593-406-008-00	25 9 25 13 25 5
1593-341-003-20	19 11A 20 11A	1593-401-51C-00 1593-401-510-10	22 1 22 1A	1593-406-240-10 1593-406-250-00	25 12 25 8
1593-341-004-20	19 14 20 14	1593-401-510-20 1593-401-510-30	22 1B 22 1C	1593-406-500-00 1593-406-500-10	25 1 25 1A
1593-341-005-10	19 6 20 6	1593-401-510-40 1593-401-510-50	22 1D 22 1E	1593-406-500-20 1593-406-500-30	25 1B 25 1C
1593-341-006-00	19 8	1593-401-510-60	22 1F	1593-407-002-00	26 6
1593-341-008-00	20 8 19 33 20 32	1593-401-570-00 1593-401-580-00 1593-401-590-10	22 15 22 17 22 19	1593-407-004-40 1593-407-006-00 1593-407-007-10	26 3 26 7 26 15
1593-341-009-00	19 34 20 33	1593-401-591-10 1593-402-051-00	22 19A 23 2	1593-407-051-40 1593-407-051-50	26 1 26 1A
1593-341-012-00	19 51	1593-402-051-10	23 2A	1593-407-051-60	26 1B
1593-341-012-10	19 51A 20 44	1593-402-052-30 1593-402-052-40	23 1 23 1A	1593-407-200-40 1593-407-510-40	26 5 26 11
1593-341-013-00	19 4 20 4	1593-402-052-50 1593-402-210-00	23 1B 23 1C	1593-407-510-50 1593-407-520-30	26 11A 26 16
1593-341-014-00	19 7 20 7	1593-402-510-40 1593-403-001-10	23 5 24 11	1593-407-530-30 1593-407-530-40	26 18 26 18A
1593-341-200-10	19 3	1593-403-003-10	24 10	1593-411-001-10	27 6
1593-341-200-20	19 3A 20 3	1593-403-004-10 1593-403-005-00	24 3 24 28	1593-411-052-20 1593-411-053-10	27 7 27 8
1593-341-210-20	19 15 20 15	1593-403-007-20 1593-403-009-00	24 22 24 4	1593-411-053-20 1593-411-201-00	27 8A 27 1
1593-341-220-00	19 31	1593-403-052-30	24 15	1593-411-610-10	27 2
1593-341-220-10	19 31A 20 30	1593-403-056-30 1593-403-056-40	24 16 24 16A	1593-553-003-20 1593-553-006-10	28 2 28 14
1593-341-230-10	19 42 20 41	1593-403-058-10 1593-403-058-20	24 26 24 26A	1593-553-007-20 1593-553-012-00	28 7 28 13
1593-341-230-20	19 42A 20 41A	1593-403-058-30 1593-403-500-40	24 26B 24 1	1593-553-012-10 1593-553-054-10	28 13A 28 12
1593-341-240-10	19 39	1593-403-500-50	24 1A	1593-553-500-40	28 11
1593-341-240-20	19 39A 20 38	1593-403-500-60 1593-403-500-70	24 1B 24 1C	1593-553-500-50 1593-553-500-60	28 11A 28 11B
1593-342-001-00	21 1	1593-403-500-80	24 1D	1593-553-540-20	28 1
1593-351-001-00	21 3	1593-403-510-40	24 2	1593-553-540-30	28 1A
1593-401-007-20	22 3	1593-403-510-50	24 2A	1593-553-540-40	28 1B

1593-098-100-00

PART CODE	FIG. KEY	PART CODE	FIG. KEY	PART CODE	FIG. KEY
1593-553-540-50	28 1C		32 12		36 8B
1593-553-550-10	28 6	1593-601-073-00	33 9	1593-611-200-50	35 8D
1593-553-670-30	28 16	1593-601-074-00	33 8		36 8C
1593-554-051-00	29 9	1593-601-271-20	32 17	1593-611-210-20	35 1
1593-554-210-20	29 17	1593-601-271-30	32 17A	1593-611-210-30	35 1A
1593-554-210-30	29 17A	1593-601-500-20	32 1	1593-611-210-40	35 1B
1593-554-240-10	29 20	1593-601-500-30	32 1A	1593-612-004-00	37 1
1593-554-310-00	29 11A	1593-601-500-40	32 1B	1593-612-005-00	37 2
1593-554-312-00	29 12A	1593-601-500-50	32 1C	1593-612-220-10	37 6
1593-554-500-10	29 1	1593-601-510-00	33 1	1593-612-230-00	37 9
1593-554-531-30	29 23	1593-601-510-10	33 1A	1593-616-001-50	37 16
1593-555-011-00	30 1	1593-601-510-20	33 1B	1593-616-002-40	37 17
	45 10	1593-601-524-10	33 2	1593-616-004-20	34 2
1593-555-012-00	30 2	1593-601-525-10	33 3		37 12
	45 11	1593-601-561-20	32 15	1593-616-500-20	37 10
1593-555-013-00	30 3	1593-601-561-30	32 15A	1593-621-001-30	38 17
	45 12	1593-601-581-20	32 18	1593-621-001-40	38 17A
1593-555-300-00	45 9	1593-601-581-30	32 18A	1593-621-002-10	38 18
1593-557-001-30	31 2	1593-606-006-10	34 4	1593-621-004-00	38 19
1593-557-007-20	31 7		37 15	1593-621-004-10	38 19A
1593-557-220-50	31 6	1593-606-500-30	34 1	1593-621-100-00	38 8
1593-557-500-40	31 1	1593-606-500-40	34 1A	1593-621-102-00	38 9
1593-557-570-40	31 11	1593-606-500-50	34 1B	1593-621-103-00	38 10
1593-558-220-30	31 12	1593-606-500-60	34 1C	1593-621-104-00	38 11
1593-558-226-00	31 13	1593-606-500-70	34 1D	1593-621-230-30	38 6
1593-558-227-00	31 14	1593-611-001-00	35 14B	1593-621-250-00	38 12
1593-6C1-002-30	32 13		36 14B	1593-621-250-10	38 12A
1593-6C1-002-40	32 13A	1593-611-011-10	35 2	1593-621-252-00	38 13
1593-6C1-008-10	33 12		36 2	1593-621-253-00	38 14
1593-6C1-008-20	33 12A	1593-611-011-20	35 2A	1593-621-254-00	38 15
1593-601-008-30	33 12B		36 2A	1593-621-500-10	38 1
1593-601-009-00	32 10	1593-611-012-00	35 9	1593-621-500-30	38 1A
1593-601-054-00	33 15		36 9	1593-621-510-30	38 2
1593-601-061-20	33 14	1593-611-013-00	35 10	1593-621-520-20	38 4
1593-601-061-30	33 14A		36 10	1593-622-001-00	39 7
1593-601-061-40	33 14B	1593-611-014-00	35 16	1593-622-001-10	39 7A
1593-601-062-20	32 2		36 16		39 15
1593-601-064-20	33 6	1593-611-058-00	35 13	1593-622-211-10	38 24
1593-601-065-10	25 4		36 13	1593-622-240-00	39 3
1593-601-067-10	32 3	1593-611-200-10	35 8		39 11
1593-601-067-20	32 3A	1593-611-200-20	35 8A	1593-622-250-00	39 2
1593-601-067-30	32 3B		36 8		39 10
1593-601-069-00	25 3	1593-611-200-30	35 8B	1593-622-260-10	39 1
1593-601-071-00	32 4		36 8A	1593-622-270-00	39 5
1593-601-072-00	32 5	1593-611-200-40	35 8C		39 13

PART CODE	FIG. KEY	PART CODE	FIG. KEY	PART CODE	FIG. KEY
1593-622-330-00	39 9	1593-623-620-10	41 1D	1593-905-007-00	44 14
1593-623-001-00	5 16	1593-623-620-20	41 1E	1593-905-008-00	44 16
	6 17	1593-630-200-10	42 1	1593-905-008-10	44 16A
	40 10	1593-630-210-00	42 2	1593-906-001-00	44 19
	41 16		42 10	1593-906-002-10	44 20
1593-623-002-00	40 9	1593-630-211-00	42 3	1593-906-002-20	44 20A
	41 15		42 11	1593-906-002-30	44 20B
1593-623-003-00	40 11	1593-630-220-10	42 6	1593-906-003-00	44 21
	41 17		42 14	1593-906-006-00	44 22
1593-623-004-00	41 9	1593-630-222-00	42 7	1593-906-007-00	44 23
1593-623-203-00	40 2	1593-630-300-00	42 9	1593-906-008-00	44 25
	41 4	1593-901-001-00	43 1	1593-907-001-00	44 28
1593-623-270-00	35 3	1593-901-002-00	43 2	1593-907-002-00	44 29
	36 3	1593-901-003-00	43 3	1593-907-002-10	44 29A
1593-623-270-10	35 3A	1593-901-003-10	43 3A	1593-907-003-00	44 30
1593-623-272-00	36 3A	1593-901-005-00	43 5	1593-907-004-00	44 31
	35 4	1593-901-005-10	43 5A	1593-907-005-00	44 32
	36 4	1593-901-006-10	43 6	1593-907-006-00	44 33
1593-623-273-00	35 5	1593-901-006-20	43 6A	1593-907-007-00	44 34
	36 5	1593-901-008-00	43 7	1593-907-007-10	44 34A
1593-623-500-30	40 1	1593-901-009-00	44 8	1593-910-001-00	44 36
1593-623-500-40	40 1A		44 17	1593-910-001-10	44 36A
	41 1	1593-901-009-10	44 26	1593-910-006-00	44 41
1593-623-500-50	40 1B		44 8A	1593-910-008-00	44 43
	41 1A		44 17A	1600-112-231-00	5 14
1593-623-500-60	40 1C	1593-901-013-00	43 4		6 13
	41 1B	1593-901-013-10	43 4A	1600-112-232-00	5 10
1593-623-500-70	40 1D	1593-901-014-10	43 12		5 15
1593-623-500-80	40 1E	1593-901-015-00	43 13		6 9
1593-623-502-00	40 6		45 2		6 14
1593-623-503-00	41 6	1593-901-200-00	45 1	1600-505-007-00	7 9A
	40 7	1593-904-001-00	44 1	1600-902-023-00	44 6
	41 7	1593-904-002-10	44 2	1614-922-200-10	46 1
1593-623-504-00	40 8	1593-904-002-20	44 2A	1631-401-300-00	22 15A
	41 8	1593-904-002-30	44 2B	1631-401-310-00	22 17A
1593-623-510-30	40 12	1593-904-003-00	44 3	1631-311-210-00	36 1
1593-623-510-40	40 12A	1593-904-006-00	44 4	1631-311-210-10	36 1A
	41 18	1593-904-007-00	44 5	1631-311-210-20	36 1B
1593-623-520-00	19 45	1593-904-008-00	44 7		45 14
	40 24	1593-905-001-00	44 10	1631-910-002-00	44 37
1593-623-530-00	41 30	1593-905-002-10	44 11	1631-910-003-00	44 38
	40 14A	1593-905-002-20	44 11A	1631-910-004-00	44 39
	41 20	1593-905-002-30	44 11B	1631-910-005-00	44 40
1593-623-610-00	41 10	1593-905-003-00	44 12	1631-910-005-10	44 40A
1593-623-620-00	41 1C	1593-905-006-00	44 13	1631-910-007-00	44 42

1593-098-100-00

PART CODE	FIG. KEY	PART CODE	FIG. KEY	PART CODE	FIG. KEY
1636-901-009-00	43 10 45 3	3640-711-001-00	35 14A 36 14A	3756-315-001-00	41 25 35 14
1636-901-015-00	43 11	3642-496-002-10	29 6	3768-154-006-00	36 14 12 17
1640-903-013-00	44 17B	3642-496-200-10	29 11	3908-170-020-00	34 5A
1640-903-016-00	44 18	3642-496-201-00	29 12		
1640-903-033-00	44 8B	3642-496-202-00	29 13	4106-105-303-00	37 14A 7 5
1640-903-036-00	44 9	3643-586-001-00	4 20		18 15
1640-904-013-00	44 26A	3645-381-001-00	29 4		19 43
1640-904-016-00	44 27	3645-383-001-00	38 7		20 43
1640-905-013-00	44 40B	3646-703-001-00	18 5		
1640-905-016-00	44 44	3648-703-001-00	18 5A	4301-210-002-00	32 11 38 25A
2111-101-011-00	9 13	3650-261-261-00	41 11	4319-911-001-00	46 4
2111-441-027-10	15 19	3650-262-202-00	40 3	6213-200-002-10	4 1
2144-117-002-00	35 19A 36 19A		41 5 41 5A	6219-755-001-00	4 3
2145-542-230-00	40 29 41 35		42 7A 42 15	7955-201-026-00	9 18
2500-901-027-00	43 9	3650-270-214-00	38 3	8523-202-241-00	17 1
2502-407-001-10	45 4 18 2A	3650-281-250-00	40 13 41 19	8523-202-242-00	17 2
				J061-209-011-00	4 11
				J061-210-012-00	4 9
2703-101-020-00	12 26	3652-261-202-00	5 13		4 15
2706-501-003-00	37 7A		6 12		4 18
2706-501-004-00	37 8A	3656-221-001-10	22 2		4 21
3555-601-006-00	37 7	3659-310-004-00	4 19	J061-210-015-00	2 20
3555-601-007-00	37 8	3661-212-001-00	32 6	J061-211-013-00	4 10
3560-2C1-015-00	37 4		37 11		4 16
3600-2C1-013-00	15 29	3664-276-001-00	19 46	J061-232-040-00	2 12
3610-631-002-00	19 44		40 28	J061-238-046-00	2 13
	32 8		41 34	J061-247-055-00	3 14
3614-261-002-00	38 16	3666-202-005-00	22 4A	J062-081-087-00	4 22
	38 23	3737-112-006-00	12 4	J910-000-200-00	43 8
3621-702-003-00	15 24	3737-113-005-00	9 8	V111-163-002-00	19 47
	24 7	3737-172-009-00	33 11		40 25
3623-820-013-00	22 6	3737-172-010-00	39 8		41 31
3625-212-007-00	24 17		39 16	V112-168-001-60	22 14
3626-276-003-00	5 17 6 18		40 17 41 23	V120-366-001-60	32 16 32 19
3631-221-001-00	1 9	3737-172-011-00	1 5		38 25
3631-270-003-00	38 5 39 6	3746-172-013-00	25 18 40 18		40 15 40 16
	39 14		41 24		41 21
3640-108-002-10	22 21		42 8		41 22
3640-220-004-00	12 9		42 16	V200-260-501-60	29 14
3640-220-005-00	12 11	3746-185-014-00	29 16	V200-261-001-20	19 20
3640-547-004-00	9 2		40 19		20 20

PART CODE	FIG. KEY	PART CODE	FIG. KEY	PART CODE	FIG. KEY
V201-260-801-60	9 16		30 4		6 15
V201-260-803-00	9 10		45 13		12 10
V201-260-804-00	9 11	V211-260-803-00	29 3		15 14
V201-260-805-00	31 8	V211-260-804-00	19 38		31 9
V201-260-808-50	9 14		20 37		33 16
V201-261-005-00	15 22	V211-260-805-00	19 28		35 19
	31 4		20 27		36 19
V201-261-006-00	29 24	V211-261-002-00	15 6	V304-260-010-00	2 25
V201-360-804-50	8 9		23 6		7 7
V201-361-002-50	22 11		26 2		11 20A
V201-460-802-00	22 8		31 3		15 23
V201-461-003-00	9 24	V211-261-002-50	18 28		29 25
V203-461-002-00	1 3		21 2		31 5
	5 19		25 6	V304-460-010-00	16 5
	6 20		29 2	V305-260-010-00	12 18
V203-461-002-50	13 8	V211-360-801-60	12 7		12 20
	18 34		25 19		35 15
V210-260-601-20	18 32		34 12		36 15
	26 4		40 21	V305-260-012-00	46 3
	33 13		41 27	V305-260-020-00	28 8
V210-260-601-60	7 4	V211-360-802-00	2 8	V328-261-110-00	8 5
	18 26		2 19	V328-262-110-00	24 12
	38 20		3 11		24 23
	42 4		5 7		25 14
	42 12		6 6	V328-262-112-00	24 8
V210-260-602-00	38 21		26 17		24 29
V210-260-602-50	19 32	V211-361-002-00	5 18		26 19
	20 31		6 19	V331-460-010-00	19 25
V210-360-601-60	4 5		12 19		20 25
	18 30	V211-561-002-00	3 3	V332-260-012-00	24 27
V210-360-602-00	32 7		21 4	V334-260-010-00	24 18
	25 11	V211-561-002-50	22 24	V350-160-004-00	33 4
	25 17		28 17	V350-160-005-00	32 14
V211-260-801-60	4 2		45 8	V360-260-005-00	4 6
	5 11	V211-660-802-00	3 5		34 11
	6 10	V271-160-602-50	3 8		42 5
	14 2	V300-250-005-00	34 9		42 13
	29 10	V301-260-006-00	1 10	V361-260-006-00	33 5
	32 9		5 6	V363-260-008-00	12 13
V211-260-802-00	10 10		6 5		14 7
	22 16		18 13		15 21
	22 18		35 6		19 50
	22 20		36 6		20 42
V211-260-802-50	1 15		41 12		25 20
	29 5	V304-260-008-00	1 7		34 7

1593-098-100-00

PART CODE	FIG. KEY	PART CODE	FIG. KEY	PART CODE	FIG. KEY
V363-260-010-00	40 22 41 28 2 24 11 20 28 3		15 12 15 16 18 10 19 40 20 39	V500-163-002-50	18 17 24 9 24 31 26 22 28 5
V401-160-003-00 V401-160-005-00 V401-160-006-00	19 48 40 26 41 32 29 15 1 11		22 10 31 10 31 16 34 3A 37 3	V500-163-003-00 V520-101-001-80 V580-140-502-00	28 10 15 3 13 15 8 15 12 22
V401-160-008-00	33 10 35 7 36 7 41 14 1 8	V411-260-010-00	37 13A 2 26 5 21 6 22 7 8	V580-140-503-20 V590-131-220-00 V600-110-600-40	24 6 8 16 19 5 19 12 20 5
	6 16 8 10 8 14 9 15 12 5		15 30 18 16 25 15 28 15 29 26	V600-110-600-50 V600-110-600-70	20 12 26 12 10 2 19 9 19 17
V401-160-010-00	22 9 33 17 35 18 36 18 1 4	V411-260-012-00	35 11 36 11 15 26 26 20 29 21	V600-110-620-20 V600-110-620-30	20 9 20 17 19 22 20 22 19 2
	5 20 6 21 9 25 11 22 13 9	V411-260-014-00 V411-260-018-00 V411-260-020-00 V500-162-501-50	28 4 28 9 24 5 15 2 7 11	V600-110-620-60 V600-110-620-70 V600-110-630-40 V600-110-630-50	20 2 11 8 13 14 11 9 11 2
	16 6 18 35 19 26 20 26 22 12	V500-162-502-00 V500-162-502-50	37 5 24 14 24 25 25 16 8 7	V600-140-600-40 V600-150-600-50 V600-150-620-20 V600-150-620-30	26 13 18 22 29 7 8 3 24 20
V401-160-012-00 V401-250-000-00 V411-260-003-00	24 13 24 30 26 21 34 10 19 49	V500-163-001-50	15 17 15 31 18 11 19 41 20 40	V600-150-620-50 V607-150-620-20 V653-425-331-50 V653-430-403-00	29 18 27 5 29 19 10 3 9 3
V411-260-006-00 V411-260-008-00	40 27 41 33 7 10 41 13 12 14	V500-163-002-00	31 17 15 27 29 22 35 12 36 12	V654-420-241-00 V654-425-311-30 V682-200-001-00	9 19 11 25 13 3 19 18 20 18

PART CODE	FIG. KEY	PART CODE	FIG. KEY	PART CODE	FIG. KEY
V704-140-015-00	14 4 18 3 18 6	V999-200-003-00	16 3 17 3 27 3		
V704-140-016-00	13 13	W201-261-009-00	12 16		
V704-140-017-00	14 4A				
V704-140-020-00	19 13 20 13				
V704-140-025-00	10 4 13 5 18 23				
V704-140-035-00	19 10 20 10				
V705-140-035-00	19 23 20 23 29 8				
V705-140-040-00	8 4 24 21				
V705-140-042-00	9 4 9 20 26 9				
V705-140-047-00	26 14 10 6 18 24				
V720-1C1-900-80	9 17				
V720-1C1-901-00	19 21				
V720-102-401-10	20 21 12 2				
V720-102-401-20	11 23				
V721-103-105-00	9 7 19 35				
V740-130-420-80	20 34 9 6 9 22				
V742-120-420-80	26 10				
V744-112-250-70	19 30				
V744-120-350-70	20 29 9 23				
V744-125-470-80	10 7				
V744-130-420-80	9 5 9 21				
V744-135-550-80	19 29 20 28				
V760-150-000-00	23 3				
V762-150-000-00	15 4 23 4				