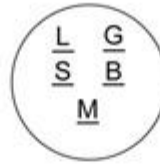


## SCHEMAS ELECTRIQUES CONTACTEURS A CLE



Ad. AYP  
158913 / 145499



Ad. AYP  
3621R / 4406R / 365402



Ad. AYP  
2683R



Ad. Murray  
92377



Ad. MTD  
7251741 / 9251741



Ad. AYP  
140301

**A** = Accessoires

**B** = Batterie (arrivée +)

**G** = Masse

**I** = Allumage

**L** = Eclairage (phares)

**M** = Allumage(contact moteur)

**S** = Solénoïde

**Y** = Electrovanne (essence)

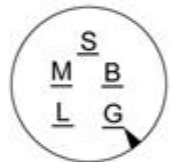
**X** = Alternateur (charge)




UNIVERSEL



Ad. AYP  
144921 / 163088 / 178744  
32355 / 140399



Ad. Castelgarden  
18450065/1



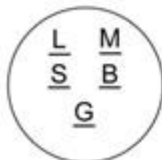
Ad. TORO  
128140



Ad. TORO  
272360



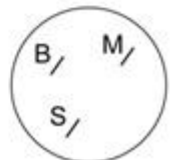
Ad. TORO  
830020



Ad. NOMA  
300687



Ad. Snapper  
1679006 / 1686637



Ad. Snapper  
18816