

190700 to 190799

Notes

Illustrated Parts List

Model Series

190700 to 190799

TYPE NUMBERS

0010 through 0017
0110 through 0190
0510 through 0526
0610 through 0928
5010 through 5156

TO FIND

THE CORRECT NUMBER OF THE PART YOU NEED:

FOLLOW THE INSTRUCTIONS BELOW

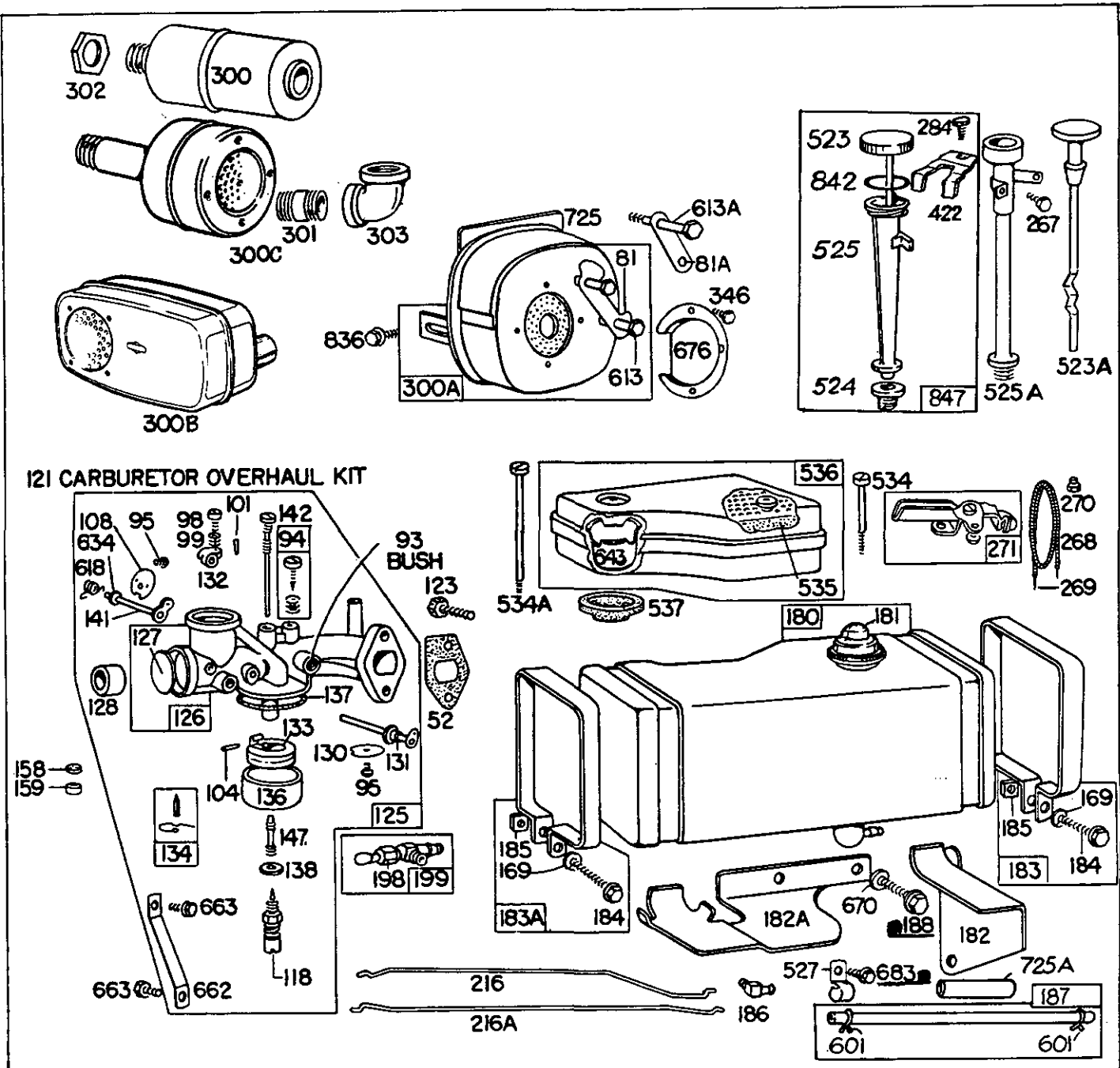
- A. Refer to Engine Model, Type and Code Number that is stamped on the blower housing of engine. Engine type numbers such as 0123 01 are listed herein only as 0123. The two digits (01 or 02, etc.) to the right of the space are not needed for parts identification. Then use the Illustrated Parts List covering these Model Series.
- B. Refer to Illustrated Parts section and compare the old part with illustration. The number on the illustration is the Reference Number. Assemblies include all parts shown in frames. All parts shown in assembly frames on which individual reference numbers are given can be purchased separately.
- C. After the Reference Number has been identified, refer to the Numerical Parts List, where Reference and Master Part Numbers are listed. **THE MASTER PART IS USED ON ALL TYPE NUMBERS EXCEPT THOSE TYPE NUMBERS UNDER "NOTE".**
- D. If a "Note" appears below the Master Part Number, this means that this part differs from the Master Part for certain types. If the Type Number is listed under "Note", order the part referred to.
- E. If the Engine Type Number does not appear after any part number listed under "Note", use the Master Part Number.
- F. For Type Numbers higher than those covered by this book, please refer to the factory if you are unable to identify the part by comparison.

PRINTED IN U.S.A.



COPYRIGHT ©

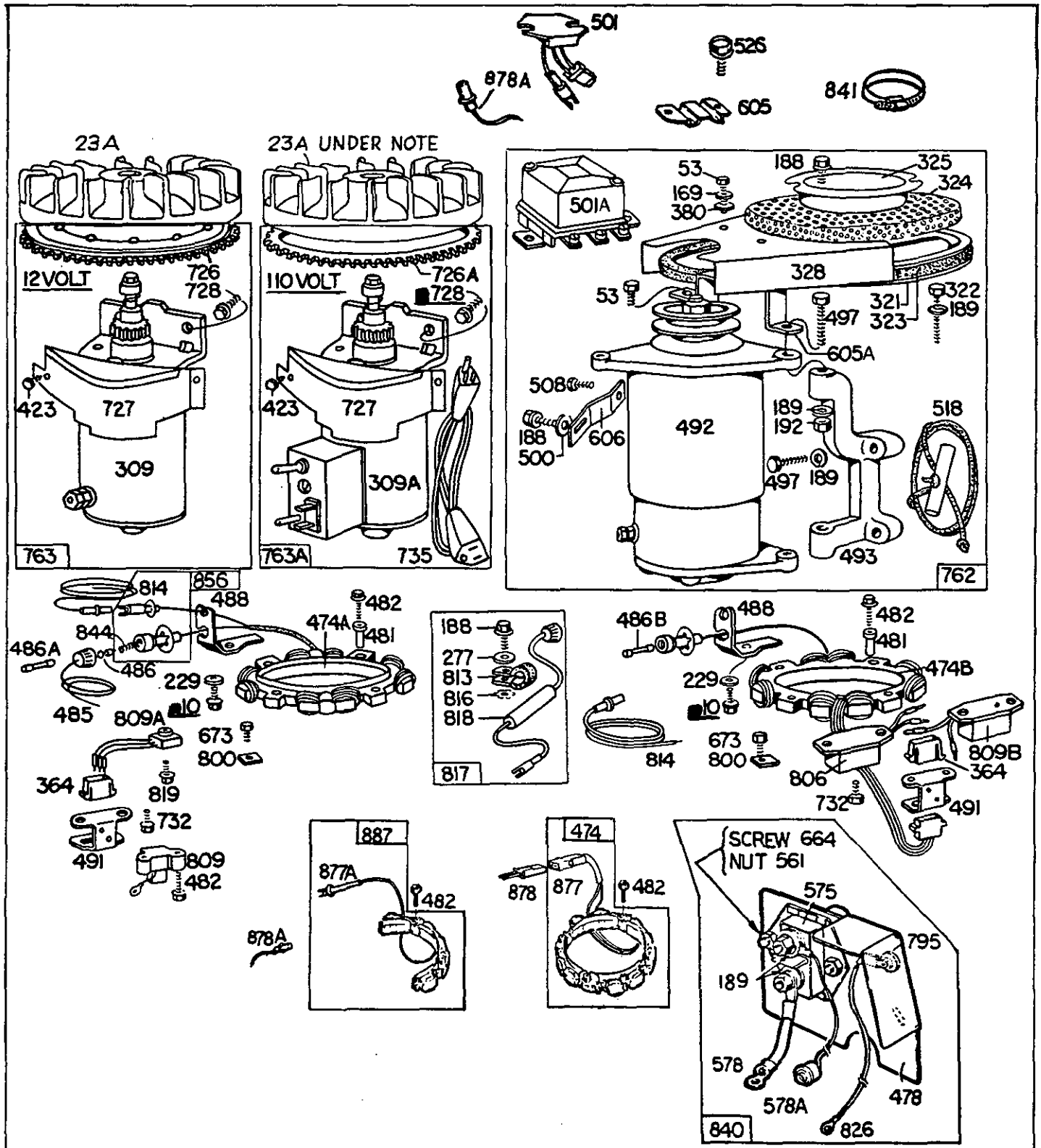
2



1907-2-89

Assemblies include all parts shown in frames.

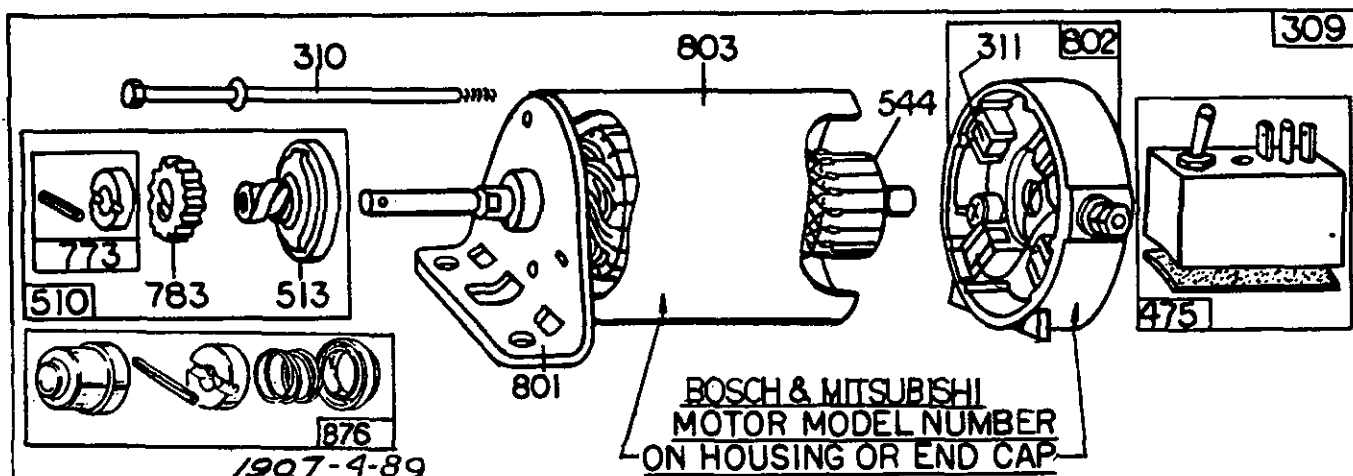
190700 to 190799



1907-3-89

Assemblies include all parts shown in frames.

190700 to 190799



Subject		Ref. No. 309	Ref. No. 510	Ref. No. 801	Ref. No. 544	Ref. No. 803	Ref. No. 802	Ref. No. 311	Ref. No. 310	Ref. No. 475
Starter Motor Mfr. and Motor Model Number		Motor and Drive Assy.	Drive Assembly	End Cap Assy. Drive	Armature Assembly	Housing Assembly	End Cap Assy. Commutator*	Brush Assembly	Thru Bolt Assembly	Rectifier Assembly
American Bosch										
12V	SMH 12-A11	390307	390443	390444	390446	390447	390448	390449	390450	
12V	SME 12-A8	299330	390094	390092	390086	390097	390089		390080	
12V	01965-23-MO-30-SM	390838	391461**	390444	391607	390447	390448	390449	390450	
110V	SME 110-C3	299329†	390094	390091	390088	390096	390098	390081	390080	390099
110V	SME 110-C6	299556	390094	390092	390088	390095	390098	390081	390080	390084
110V	SME 110-C8	299764	390094	390093	390088	390096	390098	390081	390080	390099
Mitsubishi										
12V	MMO-5ML	390307	299963	390454	390456	390452	390455	390990	299962	
12V	MMO-4FL	299330	299963	390454	390457	390453	390455	390990	299962	
12V	MOOIT02271	390838	391461**	391585	391584	390452	390455	390990	93771	
110V	J282188	299329	299963	299964	299968	299967	299965		299962	299966
Briggs & Stratton	Housing Length									
12V	3-1/16"	390838	391461**	392061	390837	390849	390846	391705	391706	
12V	3-1/16"	392749	391461**	392061	392747	392744	390846	391705	391706	

* Includes Brush Set

** Includes #391135 Clutch Assembly (Ref. No. 513)
 #280104 Gear (Ref. No. 783)
 #391462 Retainer and Pin (Ref. No. 773)
 # 93754 Roll Pin (Ref. No. 896)

† Uses #392247 Switch Shield Assembly

REF. NO.	PART NO.	DESCRIPTION	REF. NO.	PART NO.	DESCRIPTION	REF. NO.	PART NO.	DESCRIPTION
1	392004	Cylinder Assembly		22963	Washer (2)			0144, 0145, 0626,
2	295962	Bushing—Cylinder			Used on type Nos.			0628, 0632, 0633,
	Note:	Requires special tools for installation.			0707, 5156.			0641, 0642, 0643,
3	294606	Seal—Oil			Screw—Cylinder Head			0663, 0666, 0677,
5	211778	Head—Cylinder 212286	14	93211	(2-21/32" long)			0737, 0738, 0739,
7	270430	Gasket—Cylinder Head		Note:	93583 Stud—Cylinder Head (1)			0740, 0745, 0746,
8	299848	Breather Assembly			22963 Washer (1)			0747, 0774, 0775,
	Note:	391406 Breather Assy.			Used on type Nos.			0782, 0787, 0788,
		Used on type Nos.			0129, 0138, 0518,			0795, 0823, 0836,
		5015, 5016, 5017,			0646, 0647, 0711,			0837, 0854, 0856,
		5018, 5019, 5025,			0732, 0733, 0760,			0872, 0876, 0877,
		5026, 5027, 5028,			0790, 0805, 0806,			0885, 0886, 0895,
		5125, 5126, 5127,			0820, 0821, 0822,			0902, 0903, 0906,
		5128, 5129, 5130,			0834, 0835, 0860,			0913, 5019, 5028,
		5131, 5132, 5133,			0861, 0864, 0883,			5129, 5130.
		5134, 5135, 5136,			0898, 0899, 5015,			261084 Crankshaft
		5137, 5138, 5139,			5018, 5019, 5026,			Used on type Nos.
		5140, 5141, 5142,			5027, 5028, 5125,			0127, 0128, 0129,
		5143, 5144, 5145,			5126, 5129, 5130,			0130, 0133, 0138,
		5146, 5147, 5148,			5131, 5132, 5133,			0518, 0644, 0645,
		5149, 5150, 5151,			5140, 5141, 5148.			0646, 0647, 0690,
		5152, 5153, 5154,			93583 Stud, Cylinder Head (2)			0691, 0711, 0731,
		5155, 5156.			22963 Washer (2)			0732, 0733, 0734,
9	27803	Gasket—Valve Cover			Used on type Nos.			0760, 0818, 0819,
10	93536	Screw—Sem Rod. #93394			0789, 0919, 0920.			0820, 0821, 0824,
11	280005	Tube—Breather	15	91084	Plug—Oil Drain			0840, 0841, 0842,
12	27750	Gasket—Crankcase Cover—1/64" thick		Note:	93418 Plug—Oil Drain (Hex. Socket)			0862, 0863, 0873,
	27876	Gasket—Crankcase Cover—.005" thick			Used on type Nos.			0874, 0889, 0890,
	27877	Gasket—Crankcase Cover—.009" thick			0813, 0814, 0829,			0900, 0901, 0904,
13	93113	Screw—Cylinder Head (2-5/16" long)			0830.			5018, 5027, 5125,
	Note:	93583 Stud—Cylinder Head (1)			93448 Plug—Oil Drain (Hex. Socket)			5126, 5133, 5136,
		22963 Washer (1)			Used on type Nos.			5137, 5138, 5145,
		Used on type Nos.			0141, 0142, 0149,			5147, 5149, 5150,
		0670, 0672, 0694,			0150, 0179, 0626,			5155.
		0695, 0753, 0764,			0648, 0654, 0669,			261226 Crankshaft
		0789, 0799, 0800,			0671, 0681, 0685,			Used on type Nos.
		0805, 0806, 0822,			0688, 0716, 0717,			0630, 0785, 0786,
		0834, 0835, 0843,			0718, 0722, 0750,			0797, 0798, 0810,
		0860, 0861, 0864,			0751, 0752, 0754,			0811, 0859, 0866,
		0883, 0898, 0899,			0776, 0777, 0803,			0867, 0914, 0915.
		0901, 0904, 0914,			0804, 0892, 0893,	18	392548	Sump—Oil
		0915, 0919, 0920,			0917.		Note:	296594 Sump—Oil
		5015, 5018, 5019,						Used on type No.
		5026, 5027, 5028,						0891.
		5125, 5126, 5129,						390479 Sump—Oil
		5130, 5131, 5132,						Used on type Nos.
		5133, 5140, 5141.						0803, 0804, 0892,
		93583 Stud—Cylinder Head (2)	16	261038	Crankshaft			0893, 0917.
				Note:	261082 Crankshaft	19	295963	Bushing—Oil Sump
					Used on type Nos.		Note:	Requires special tools for installation.
					0149, 0150, 0163,	20	298423	Seal—Oil
					0179, 0648, 0654,	21	66768	Plug—Oil Filler
					0655, 0669, 0671,	22	93585	Screw—Sump Mtg. Sem
					0681, 0688.	23	298260	Flywheel—Magnet
					261083 Crankshaft	23A	391983	Flywheel and Ring Gear Assy.—Magnet
					Used on type Nos.			
					0122, 0125, 0140,			
					0141, 0142, 0143,			

♦ Included in Gasket Set—
Part No. 299577.

REF. NO.	PART NO.	DESCRIPTION	REF. NO.	PART NO.	DESCRIPTION	REF. NO.	PART NO.	DESCRIPTION
		For use on engines <i>WITH ALTERNATOR</i> . (Includes aluminum ring gear). For use only with starter motors with Plastic Drive Gear.		295841	Pin Assy.—Piston—.005" O.S.			Pulley. When not available, order No. 390391 .
		Note: 392034 Flywheel and Ring Gear Assy.—Magneto	29	390402	Rod Assy.—Connecting	56	295871	Pulley—Rewind Starter
		For use only on electric starter engines <i>WITHOUT ALTERNATOR</i> (Includes aluminum ring gear). For use only with starter motors with Plastic Drive Gear.		Note:	For Connecting Rod with .020" undersize Crankpin Bearing — order No. 390773 .	Note:		Includes 63" Rope; if longer Rope is required, order Rope No. 66894 and cut to required length.
		390180 Flywheel—Magneto	31	222114	Lock—Conn. Rod Screw	57	294303	Spring—Rewind Starter
		For use on engines <i>WITH ALTERNATOR</i> —machined to accept <i>STEEL</i> ring gear (not included).	32	92659	Screw—Conn. Rod	58	66884	Rope—Rewind Starter—63" long for use with Plastic Pulley; if longer Rope is needed, order No. 66894 and cut to required length.
		299375 Flywheel—Magneto	33	390419	Valve—Exhaust			Note: 66564 Rope—Rewind Starter—63" long for use with Steel Pulley; if longer Rope is needed, order No. 66574 and cut to required length.
		For use on engines <i>WITHOUT ALTERNATOR</i> —machined to accept <i>STEEL</i> ring gear (not included).	34	261055	Valve—Intake			66864 Rope—Rewind Starter
			35	65906	Spring—Intake Valve			Used on type Nos. 0826, 0857.
			36	26828	Spring—Exhaust Valve	59	230228	Pin—Starter Grip
			37	222475	Guard—Flywheel	60	66728	Grip—Starter Rope
				Note:	222402 Guard—Flywheel	Note:		Grip used on type Nos. 0731, 0732, 0818, 0821 must be ordered from the equipment manufacturer. (MTD Part Number 11263)
				Uses:	22963 Spacer—Mtg. (6)	61	68848	Bumper—Starter Pulley
					93535 Screw—Sem (2)	62	93254	Screw—Pulley Bumper Mounting
					Used on type Nos. 5128, 5129.	63	260414	Spring—Ratchet
			38 1/2"	L.93777	Screw—Sem Also 93535	64	230543	Adapter—Ratchet
			40	221596	Retainer—Intake Valve	65	93067	Screw—Stamped Steel Rewind Starter Housing Mounting
			41	292260	Rotocoil—Exhaust Valve			Note: 93572 Screw—Cast Rewind Starter Housing Mtg. Sem
			42	93630	Retainer—Exhaust Valve Rotocoil (2)	66	298798	Clutch Assembly—Rewind Starter
			45	260933	Tappet—Valve	66A	393117	Clutch Assy.—Rewind Starter
			46	211689	Gear—Cam			For engines with Ring Gear on Flywheel equipped for or with Electric Motor.
			52	4270538	Gasket—Carburetor Mounting	67	212132	Housing—Rewind Starter Clutch
				Note:	270824 Gasket—Carburetor Mounting			
					Used on type Nos. 0851, 0852, 0865, 0884, 5015, 5016, 5017, 5018, 5019, 5025, 5026, 5027, 5028, 5125, 5126, 5127, 5128, 5129, 5130, 5131, 5132, 5133, 5134, 5135, 5136, 5137, 5138, 5139, 5140, 5141, 5142, 5143, 5144, 5145, 5146, 5147, 5148, 5149, 5150, 5151, 5152, 5153.			
			53	93357	Screw—Sem			
			55	393576	Housing—Rewind Starter (Stamping)			
				Note:	295272 Housing—Rewind Starter (Casting)			
					Used with Metal			
24	61760	Key—Flywheel						
25	391673	Piston Assy.—Std.						
	391674	Piston Assembly—.010" O.S.						
	391675	Piston Assembly—.020" O.S.						
	391676	Piston Assembly—.030" O.S.						
PISTON RING SETS:								
		Note: For Chrome Piston Ring Set — Standard Size — order No. 299743 .						
26	391669	Ring Set—Piston—Std.						
	391670	Ring Set—Piston—.010" O.S.						
	391671	Ring Set—Piston—.020" O.S.						
	391672	Ring Set—Piston—.030" O.S.						
27	68546	Lock—Piston Pin						
28	295840	Pin Assy.—Piston—Std.						

♦ Included in Gasket Set—Part No. 299577.

190700 to 190799

REF. NO. 67A - 141

REF. NO.	PART NO.	DESCRIPTION	REF. NO.	PART NO.	DESCRIPTION	REF. NO.	PART NO.	DESCRIPTION
67A	261453	Housing—5/8-18 thread For engines with Ring Gear on Flywheel equipped for or with Electric Motor.			0806, 0808, 0809, 0813, 0814, 0819, 0820, 0824, 0830, 0834, 0836, 0837, 0839, 0841, 0843, 0849, 0856, 0861, 0863, 0871, 0883, 0887, 5026, 5027, 5028, 5126, 5127, 5130, 5131, 5132, 5135, 5137, 5138, 5141, 5142, 5143, 5145, 5148, 5149.			0807, 0808, 0848, 0850, 0855, 0870, 0875, 0880, 0905, 0906, 0907, 0910, 0925, 0926, 5016, 5134.
68	63770	Ball—Clutch						392152 Carb. Assy. (Choke-A-Matic) Used on type No. 5147.
69	66718	Washer—Starter Clutch, Thrust				126	299851	Body Assy.—Lower Carburetor
70	298799	Ratchet—Rewind Starter Clutch				127	‡221997	Plug—Welch
71	221653	Washer—Retainer				128	211682	Venturi—Carburetor
	Note:	222277 Cover—Housing Used on type Nos. 0526, 0715, 0733, 0734, 0738, 0739, 0742, 0744, 0746, 0747, 0752, 0754, 0758, 0760, 0763, 0772, 0775, 0777, 0779, 0780, 0790, 0793, 0796, 0804, 0806, 0808, 0809, 0813, 0814, 0819, 0820, 0824, 0830, 0834, 0836, 0837, 0839, 0841, 0843, 0849, 0856, 0861, 0863, 0871, 0883, 0887, 0889, 0893, 5026, 5027, 5028, 5126, 5127, 5130, 5131, 5132, 5135, 5137, 5138, 5141, 5142, 5143, 5145, 5148, 5149.	75	220865	Washer—Spring	130	221986	Valve—Throttle
			76	68238	Washer—Ratchet Sealing	131	391512	Shaft and Lever—Throttle
			78	93808	Screw—Sem	132	211712	Stop—Throttle
			81	222263	Lock—Muffler Screw	133	299707	Float—Carburetor
			81A	222265	Lock—Muffler Screw	134	‡299096	Valve—Fuel Inlet
			93	23108	Bushing—Throttle Shaft	136	221995	Bowl—Float
			94	‡292681	Valve Assembly—Carburetor Idle	137	‡270511	Gasket—Float Bowl
			95	93499	Screw—Throttle and Choke Valve Mtg. Sem	138	‡222014	Washer—Float Bowl
			98	91920	Screw—Machine, Fill. Hd. 8-32 x 5/8"	141	390684	Shaft and Lever Choke
			99	26157	Spring—Throttle Adjustment		Note:	299746 Shaft and Lever—Choke-A-Matic Used on type Nos. 0015 thru 0190 except those listed under part No. 299647.
			101	93043	Pin—Throttle Stop			299647 Shaft and Lever—Manual Choke
			104	‡230896	Pin—Float Hinge			Uses:
			108	222010	Valve—Choke			23270 Screw—Choke Lever
			118	‡391233	Valve—Needle			26229 Spring—Choke Lever
			121	299852	Carburetor Overhaul Kit			220899 Washer—Choke Lever
			123	93357	Screw—Carburetor Mounting			Used on type Nos. 0016, 0110, 0111, 0112, 0113, 0114, 0115, 0122, 0153, 0154, 0155, 0157, 0168, 0173, 0180, 0181, 0189, 0516, 0610, 0611, 0612, 0613, 0614, 0615, 0634, 0635, 0636, 0637, 0652, 0653, 0682, 0689, 0704, 0719, 0725, 0757, 0758, 0771, 0772, 0779, 0791, 0792, 0807, 0808, 0848, 0850, 0855, 0870, 0875, 0880, 0905,
			125	390811	Carburetor Assembly (Choke-A-Matic)			
					390411 Carb. Assy. (Manual Choke) Used on type Nos. 0016, 0110, 0111, 0112, 0113, 0114, 0115, 0122, 0153, 0154, 0155, 0157, 0168, 0173, 0180, 0181, 0189, 0516, 0610, 0611, 0612, 0613, 0614, 0615, 0634, 0635, 0636, 0637, 0652, 0653, 0682, 0689, 0704, 0719, 0725, 0757, 0758, 0771, 0772, 0779, 0791, 0792,			
73	221796	Screen—Rewind Starter						
	Note:	222302 Screen—Blower Housing						
		Uses:						
		93572 Screw (8)						
		231020 Spacer (4)						
		Used on type Nos. 0861, 0883.						
74	93042	Screw—Sem						
	Note:	93805 Screw—Sem (4)						
		Retain Screen Hole Cover on type Nos. 0526, 0715, 0733, 0734, 0738, 0739, 0742, 0744, 0746, 0747, 0752, 0754, 0758, 0760, 0763, 0772, 0775, 0777, 0779, 0780, 0790, 0793, 0796, 0804,						

‡ Included in Carburetor Overhaul Kit—Part No. 299852.

8

‡ Included in Carburetor Overhaul Kit-Part No. 299852.

REF. NO.	PART NO.	DESCRIPTION	REF. NO.	PART NO.	DESCRIPTION	REF. NO.	PART NO.	DESCRIPTION
		0906, 0907, 0910, 0925, 0926, 5016, 5134.			0156, 0670, 0672, 0694, 0695.			0747, 0750, 0752, 0753, 0754, 0764, 0771, 0772, 0774, 0775, 0776, 0777, 0785, 0786, 0797, 0798, 0799, 0800, 0807, 0808, 0810, 0811, 0813, 0814, 0815, 0816, 0817, 0829, 0830, 0833, 0834, 0835, 0837, 0843, 0854, 0856, 0859, 0862, 0863, 0866, 0867, 0868, 0872, 0876, 0878, 0887, 0888, 0891, 0894, 0895, 5015, 5026, 5127, 5128, 5131, 5132, 5136, 5137, 5138, 5139, 5142, 5143, 5144, 5149, 5151, 5152.
142	‡299740	Nozzle—Carburetor	188	93535	Screw—Sem 3/4" L.			261130 Spring—Gov. Used on type Nos. 0649, 0659, 0660, 0674, 0679, 0700, 0718, 0720, 0751, 0759, 0767, 0773.
147	‡230932	Screw—Nozzle		Note:	93623 Screw			Governor Springs below used before Code No. 75111011.
158	27590	Filter—Carb. Drain			90366 Washer—Lock			261129 Spring—Governor
159	211954	Retainer—Carburetor Drain Filter (Die Cast)			Used to mount Screen to Pulley on type No. 0719.			Note: 260695 Spring Gov. Used on type Nos. 0182, 0183.
	Note:	220521 Retainer—Carburetor Drain Filter (Steel)			93659 Screw—Tank			260723 Spring—Gov. Used on type Nos. 0010 thru 0190 except as listed under Note; also used on type Nos. 0648, 0654, 0655, 0661, 0662, 0669, 0670, 0671, 0672, 0673, 0681, 0688, 0692, 0693, 0694, 0695, 0726, 0727, 0728, 0741, 0742, 0750, 0752, 0753, 0754, 0764, 0771, 0772, 0776, 0777, 0799, 0800, 0807, 0808, 0813, 0814, 0815, 0816, 0817, 0829, 0830, 0835, 0843, 0868, 0872.
169	90832	Washer—Lock—1/4" x 3/32" x 5/64"			90366 Washer—Lock Bracket to Cylinder Mounting			
180	390225	Tank Assy.—Fuel (3 Quart)			Used on type Nos. 0129, 0130, 0133, 0138.			
	Note:	290816 Tank Assy.—Fuel (4 Quart)			93661 Screw—Diode Mounting			
	Uses:	393169 Strainer Assy.—Fuel			Used on type Nos. 0121, 0136, 0159.			
		Used on type No. 0156.	189	90366	Washer—Lock—5/16" x 1/8" x 1/16"			
181	392300	Cap—Fuel Tank	192	91397	Nut—Hex. 5/16—18			
	Note:	69221 Cap—Fuel Tank	198	293934	Valve—Fuel Shut-Off			
		Used on type No. 0156.	199	390303	Connector—Fuel Pipe			
182	222813	Bracket—Fuel Tank, R. H.	200	221760	Guide—Air			
182A	222112	Bracket—Fuel Tank, L. H.	201	260971	Link—Governor			
	Note:	221935 Bracket—Fuel Tank	206	230149	Nut—Gov. Control Rod			
		Used on type No. 0156.	207	26855	Spring—Control Rod			
		222194 Bracket—Fuel Tank	208	230841	Rod—Gov. Control			
		Used on type Nos. 0518, 0644, 0645, 0646, 0647, 0690, 0691, 0711, 0760, 0818, 0819, 0820, 0821, 0824, 0842, 5018.	209		Governor Springs below used after Code No. 75110911.			
183	390406	Strap Assy.—Fuel Tank		261306	Spring—Governor			
	Note:	291367 Strap Assy.—Tank (2)		Note:	260871 Spring—Gov. Used on type Nos. 0627, 0628, 0638, 0641, 0642, 0643, 0644, 0645, 0677, 0678, 0680, 0690, 0691, 0696, 0703, 0707, 0729, 0737, 0738, 0739, 0740, 0745, 0746, 0748, 0795, 0823, 0836, 0885, 0886, 5019.			
		Used on type No. 0156.			261129 Spring—Gov. Used on type Nos. 0629, 0630, 0648, 0654, 0655, 0661, 0662, 0669, 0670, 0671, 0672, 0673, 0681, 0688, 0692, 0693, 0694, 0695, 0726, 0727, 0728, 0741, 0742,			
183A	390405	Strap Assy.—Fuel Tank						
184	93803	Screw—Hex. Hd.						
185	90970	Nut—Square, 1/4-20						
186	67218	Connector—Fuel Pipe						
187	296004	Pipe—Fuel						
	Note:	299146 Pipe—Fuel						
		Used on type Nos.						

‡ Included in Carburetor Overhaul Kit—Part No. 299852.

190700 to 190799

REF. NO. 209 - 300

REF. NO.	PART NO.	DESCRIPTION	REF. NO.	PART NO.	DESCRIPTION	REF. NO.	PART NO.	DESCRIPTION
		0876, 0878, 0887, 0888, 0894, 0895, 5015, 5026, 5127, 5128, 5131, 5132, 5139, 5143, 5144, 5151, 5152. 260871 Spring—Gov. Used on type Nos. 0160, 0167, 0172, 0175, 0178, 0627, 0628, 0638, 0641, 0642, 0643, 0644, 0645, 0677, 0678, 0680, 0690, 0691, 0696, 0703, 0707, 0729, 0737, 0738, 0739, 0740, 0745, 0746, 0748, 0795, 0823, 0836, 0885, 0886, 0923, 0927, 0928, 5019, 5155. 260931 Spring—Gov. Used on type Nos. 0134, 0135, 0136, 0149, 0150, 0163, 0179, 0629, 0630, 0747, 0774, 0775, 0785, 0786, 0797, 0798, 0810, 0811, 0837, 0854, 0856, 0859, 0862, 0863, 0866, 0867, 0891, 5136, 5137, 5138, 5142, 5149. 261130 Spring—Gov. Used on type Nos. 0649, 0659, 0660, 0674, 0679, 0700, 0718, 0720, 0751, 0759, 0767, 0773. 261306 Spring—Gov. Used on type Nos. 0905, 0906, 0907, 0908, 0910, 0912, 0913, 0914, 0915, 0916, 0917, 0918, 0919, 0920, 0921, 0922, 0924, 0925, 0926, 5025, 5154, 5256.	219	392718	Oil Slinger, Gov. Gear and Bracket Assembly Used after Code No. 75110911.	225	231058	Crank—Governor (1/4" Dia.) Used after Code No. 75110911. Note: 231071 Crank—Gov. (3/16" Dia.) Used before Code No. 75111011.
			298614		Oil Slinger, Gov. Gear and Bracket Assembly Used before Code No. 75111011.	227	391733	Lever Assy.—Governor For 1/4" Dia. Crank Used after Code No. 75110911. Note: 298303 Lever Assy.—Governor For 3/16" Dia. Crank Used before Code No. 75111011.
			222	390662	Plate—Gov. Control Note: 390661 Plate—Gov. Control Used on type Nos. 0516, 0610, 0611, 0612, 0613, 0615, 0634, 0635, 0637, 0652, 0653, 0682, 0704, 0719, 0725, 0757, 0758, 0771, 0772, 0779, 0791, 0792, 0807, 0808, 0848, 0850, 0855, 0870, 0875, 0880, 0891, 0905, 0906, 0907, 0910, 0925, 0926, 5016, 5134.	229	220680	Washer—Flat
			222A	298997	Plate—Gov. Control Used on type Nos. 0010 thru 0190 except those listed under part No. 298998 . Note: 298998 Plate—Gov. Control Used on type Nos. 0015, 0017, 0120, 0121, 0124, 0125, 0126, 0127, 0128, 0129, 0130, 0131, 0132, 0133, 0134, 0135, 0136, 0137, 0138, 0139, 0140, 0141, 0142, 0143, 0144, 0145, 0146, 0147, 0148, 0149, 0150, 0151, 0152, 0156, 0158, 0159, 0160, 0161, 0162, 0163, 0164, 0165, 0166, 0167, 0169, 0170, 0171, 0172, 0174, 0175, 0176, 0177, 0178, 0179, 0182, 0183, 0184, 0185, 0186, 0187, 0188, 0190.	230	222450	Washer—Governor Lever (1/4" I. D.) Note: 221559 Washer—Gov. Lever (3/16" I. D.)
						231	93064	Screw—Sem
						232	260584	Spring—Gov. Link
						265	221535	Clamp—Casing
						267	93612	Screw—Clamp Mtg.
						268	65616	Casing—Control Wire—72" long Note: If longer casing is required, specify length in inches; if shorter casing is needed, order No. 65616 and cut to required length.
						269	26633	Wire—Control—78" long Note: If longer wire is required, specify length in inches; if shorter wire is needed, order No. 26633 and cut to required length.
						270	63426	Locknut—Control Wire Casing
						271	290568	Lever Assy.—Control
						277	22776	Washer—Flat Note: 22358 Washer—Flat Used on type Nos. 0121, 0136, 0159.
216	261117	Link—Choke Note: Used on type Nos. 0515 and up with Choke-A-Matic.				284	93804	Screw—Clamp Mtg.
216A	260979	Link—Choke Note: Used on type Nos. 0015 thru 0190 with Choke-A-Matic.	224	93067	Screw—Sem	300	390249	Muffler—Exhaust Note: 390578 Muffler—Exh. Used on type Nos. 0129, 0138, 0518, 0646, 0647, 0711,

10

REF. NO.	PART NO.	DESCRIPTION	REF. NO.	PART NO.	DESCRIPTION	REF. NO.	PART NO.	DESCRIPTION
300A	391313	0716, 0732, 0733, 0754, 0760, 0774, 0775, 0784, 0810, 0811, 0826, 0836, 0849, 0859.	300B	392101	Muffler—Exhaust (Super Lo-Tone)			Used on type Nos. 5025, 5026, 5027, 5028, 5126, 5127, 5130, 5131, 5133, 5135, 5137, 5138, 5139, 5141, 5142, 5143, 5145, 5146, 5147, 5148, 5149, 5152, 5153, 5154.
		Note: 391237 Guard— Muffler Uses: 93606 Screw—Deflec- tor and Guard to Muffler 222379 Retainer— Guard Used on type Nos. 0803, 0804. 299629 Muffler—Exh. Used on type Nos. 0122, 0134, 0147, 0148, 0151, 0160, 0161, 0162, 0172, 0175, 0176, 0178, 0182, 0183, 0184, 0185, 0649, 0656, 0657, 0659, 0660, 0674, 0679, 0680, 0684, 0699, 0700, 0713, 0714, 0718, 0720, 0721, 0729, 0743, 0744, 0748, 0749, 0773, 0776, 0777, 0780. 390147 Muffler—Exh. Used on type Nos. 0134, 0135, 0136, 0629, 0630, 0661, 0662, 0693, 0703, 0707, 0785, 0786, 0797, 0798. 390438 Muffler—Exh. Used on type Nos. 0121, 0667, 0675. 390749 Muffler—Exh. Used on type Nos. 0143, 0144, 0145, 0641, 0642, 0643, 0738, 0739, 0745, 0746, 0747, 0760. 390755 Muffler—Exh. Used on type Nos. 0668, 0854. 391370 Muffler— Exhaust Used on type Nos. 0842, 5125, 5126, 5129, 5130, 5133, 5136, 5137, 5138.	300C	393010	Muffler—Exhaust (Round Lo-Tone)			391395 Housing— Blower Used on type Nos. 5015, 5016, 5017, 5018, 5019, 5125, 5128, 5129, 5132, 5134, 5136, 5140, 5144, 5150, 5151, 5155. 393128 Housing— Blower Used on type No. 5156.
			301	91245	Nipple—Exhaust	305	93158	Screw—Blower Housing Mtg. Sem Note: 93294 Screw—Sem Used to mount Blower Housing to Cylinder Head on type Nos. 0173, 0719.
			302	261409	Locknut—Muffler and Elbow	306	222830	Shield—Cylinder
			303	91205	Elbow—Muffler—90°	307	93163	Screw—Cylinder Shield Mtg. Sem
				Note: 91219 Elbow—Muffler 45° Street Used on type Nos. 0131, 0132, 0141, 0142, 0168, 0188, 0873, 0874, 0905. 91464 Elbow—Muffler— 90° Street Used on type Nos. 0167, 0628, 0638, 0677, 0696, 0737, 0740, 0750, 0751, 0752, 0795, 0810, 0823, 0859, 5134.	308	221901	Cover—Cylinder Head Note: 222351 Cover— Cylinder Head Used on type Nos. 0851, 0852, 0865, 0884, 5015, 5016, 5017, 5018, 5019, 5025, 5026, 5027, 5028, 5125, 5126, 5127, 5128, 5129, 5130, 5131, 5133, 5134, 5135, 5136, 5137, 5138, 5139, 5140, 5141, 5142, 5143, 5144, 5145, 5146, 5147, 5148, 5149, 5150, 5151, 5152, 5153.	
			304	299853	Housing—Blower Note: 299392 Housing— Blower Used on engines with electric starters (Ref. No. 309) except see other numbers in this group for type Nos. 0808, 0910, 0912, 0913, 0915, 0916, 0917, 0920, 0921, 0922, 0923, 0928, 5026, 5027, 5028, 5126, 5127, 5130, 5131, 5133, 5135, 5137, 5138, 5139, 5141, 5142, 5143, 5145, 5146, 5147, 5148, 5149, 5152. 299861 Housing— Blower Used on type Nos. 0113, 0127, 0128, 0156, 0173, 0613, 0689, 0719. 391340 Housing— Blower Used on type No. 0808. 391342 Housing— Blower Used on type No. 0807. 391379 Housing— Blower	309		Motor—Starting (12 Volt) See Chart for Replace- ment Parts for Starting Motors on Page 4 Motor—Starting (110 Volt)
						309A		

REF. NO.	PART NO.	DESCRIPTION	REF. NO.	PART NO.	DESCRIPTION	REF. NO.	PART NO.	DESCRIPTION
		See Chart for Replacement Parts for Starting Motors on Page 4	356	299500	Wire—Ground			5142, 5143, 5147, 5149, 5152.
321	210899	Pulley—Starter Drive		Note:	391255 Wire—Jumper	4748		Stator—Alternator (Order No. 391735)
322	90931	Screw—Cap, Hex. Hd.—1/4-20 x 2-1/4"			Used in addition to No. 299500 Ground Wire on type Nos. 0515, 0516, 0517, 0525, 0526, 0667, 0730, 0740, 0743, 0755, 0759, 0766, 0767, 0787, 0788, 0797, 0798, 0810, 0811, 0859, 0866, 0867, 0873, 0874, 0875, 0877, 0882, 0902, 0903, 0906, 0907, 0914, 0915, 0919, 0920, 0925, 0927, 0928, 5015, 5016, 5017, 5018, 5019, 5025, 5026, 5027, 5028.		Note:	Used on type Nos. 0115, 0121, 0122, 0130, 0132, 0136, 0142, 0144, 0145, 0146, 0148, 0150, 0151, 0155, 0158, 0159, 0160, 0163, 0164, 0166, 0167, 0168, 0169, 0170, 0176, 0177, 0178, 0181, 0182, 0185, 0190, 0681.
323	68588	Belt—Vee				478	222751	Panel—Instrument
324	221067	Screen—Rotating				481	230976	Bushing—Stator (Loose)
	Note:	222302 Screen—Blower Housing				482	93621	Screw—Stator Mtg.
	Uses:	93572 Screw (8)	358	299577	Gasket Set	485	390888	Knob Assy.—Fuse
		231020 Spacer (4)	362	291630	Shield—Spark Plug	486	391507	Diode—Alternator
		93917 Lockwasher (4)	363	19203	Puller—Flywheel (2-13/16" hole spacing) (Optional Accessory)	486A	67125	Fuse 7-1/2 Amp.
		Used on type Nos. 0861, 0883, 5149.		Note:	19165 Puller—Flywheel (2" hole spacing)	486B	67345	Fuse—15 Amp.
325	299307	Pulley—Rope Starter (with Screen)						Used on type Nos. 0115, 0121, 0122, 0130, 0136, 0142, 0145, 0146, 0151, 0155, 0158, 0159, 0162, 0167, 0169, 0177.
328	221447	Guard—Belt	364	280081	Socket—Regulator and Rectifier Lead Wire		Note:	67125 Fuse—7-1/2 Amp.
332	92284	Nut—Flywheel	372	220477	Clamp—Condenser			Used on type Nos. 0132, 0148, 0150, 0164, 0166, 0168, 0170, 0176, 0178, 0181, 0182, 0185, 0190, 0681.
333	298968	Armature Assembly	373	92987	Nut—Hex.	488	222211	Bracket—Output
334	93381	Screw—Armature Mounting Sem	375	294628	Breaker Points and Condenser Set		Note:	390740 Bracket—Output.
337	298809	Plug—Spark (1-1/2" high—37-42 M. M.)		Note:	299061 Ignition Kit			Uses:
	Note:	Spark Plugs use Ignition Cable Terminal No. 221798.			Includes:			93523 Screw—Mtg.
		29693 Plug—Spark (2" high—51 M. M.)			294628 Point Set			Used on type Nos. 0642, 0738.
		293918 Plug—Spark (Resistor Type)			65704 Plunger	491	222115	Bracket—Rectifier
340	26018	Spring—Breaker Arm	380	62199	Washer—Plain	492	390555	Starter—Generator (12 volt)
341	93381	Screw—Breaker Arm Mounting Sem	422	222502	Clamp—Oil Filler Tube			(Delco-Remy No. 1101695 and Pulley Delco-Remy No. 1949358)
342	65704	Plunger—Breaker Point	423	93410	Screw—Sem			
345	222117	Cover—Breaker Point	455	222561	Cup—Screen Mounting	493	211594	Bracket—Lower Starter
346	93705	Screw—Hex. Head	468	222562	Screen—Flush Rotating	497	91203	Screw—Cap, Hex. Hd.—5/16-18 x 1-3/4"
347	220884	Switch—Stop (Use for 1-1/2" High—37 and 42 M. M. Spark Plug)	474	393474	Stator—Alternator (Dual Circuit)	500	91325	Washer—Plain
	Note:	221808 Switch—Stop (Use for 2" High Spark Plug)		Note:	393295 Stator—Alternator (10 Amp.)	501	393374	Regulator—Alternator (10 Amp.)
351	93735	Screw—Terminal (Truss Hd.)			Stator—Alternator			
	91920	Screw—Terminal (Fillister Hd.)	474A	393800	Stator—Alternator			
352	66068	Washer—Insulating		Note:	393809 Stator—Alternator (D. C.)			
353	92791	Washer—Lock—Shakeproof (3)			Used on type Nos. 0866, 0871, 0876, 0877, 0883, 0899, 0915, 0916, 0921, 0922, 0923, 5139,			
354	90576	Nut—Hex.—8-32 (2)						
355	66554	Collar—Insulating						

REF. NO.	PART NO.	DESCRIPTION	REF. NO.	PART NO.	DESCRIPTION	REF. NO.	PART NO.	DESCRIPTION
501A	295924	Regulator—Voltage (Delco-Remy No. 1118988)		Note:	230927 Bushing—Gov. Crank (3/16" I. D.) Used before Code No. 75111011.			0143, 0144, 0145, 0146, 0147, 0149, 0151, 0152, 0156, 0157, 0158, 0160, 0161, 0162, 0163, 0164, 0165, 0167, 0169, 0171, 0172, 0174, 0175, 0176, 0177, 0178, 0179, 0183, 0184, 0186, 0187, 0188, 0189, 0190.
506	90072	Screw—Machine, Fill. Hd.—8-32 x 5/8"	561	92278	Nut—Hex. (1/4-20)	662	222027	Bracket—Carburetor
507	66895	Insulator—Terminal	562	92613	Bolt—Governor Lever	663	93572	Screw
508	93294	Screw—Sem (Control Plate Strap and Blower Housing Mounting)	575	299139	Switch—Starting	664	93415	Screw—Sem 1/4-20 x 3/4" long
516	260374	Spring—Connector	578	392683	Wire—Starter Switch	665	296768	Oil Minder
517	295423	Pulley—Rope Starter (with screen)	578A	393109	Wire—Switch (Starter Switch to Alternator)	670	22963	Spacer—Fuel Tank (4 used on Engines with No Electric Starter)
518	69932	Rope—Starter	592	231082	Nut—Hex., 10-24	673	93705	Screw
520	93722	Terminal—Spade	601	93053	Clamp—Fuel Pipe	676	222292	Deflector—Exhaust
521	298529	Shielding—Ignition Cable	605	222934	Bracket—Regulator		Note:	222406 Deflector—Exhaust (Direct Out) Used on type Nos. 0890, 5136, 5137, 5138.
523	391840	Cap and Dipstick—Oil Filler	605A	298758	Bracket—Guard			222417 Deflector—Exhaust (Louvered) Used on type Nos. 0765, 0789, 0790, 0803, 0804, 0822, 0852, 0860, 0861, 0871, 0883, 0884, 0892, 0893, 0896, 0898, 0899, 0902, 0903, 0916, 0917, 5135, 5142, 5148, 5149.
523A	392066	Cap and Dipstick—Oil Filler	606	221790	Strap—Adjusting			222573 Deflector—Exhaust (Side Outlet) Used on type Nos. 0910, 0912, 0913.
524	68838	Seal—Filler Tube	608	390391	Starter Assy.—Rewind	682	211516	Shield—Starter Clutch
525	280133	Tube—Oil Filler	613	93704	Screw—Muffler Mtg.	683	93572	Screw Also 93061
525A		Tube—Oil Filler (Order No. 392066)	613A	93549	Screw—Muffler Mtg.	684	221781	Stop—Control Lever
526	93343	Screw—Regulator		Note:	93642 Screw—Muffler Mounting Used on type Nos. 0121, 0667, 0668, 0675, 0854.	685	93524	Screw—Thread Form. 5-40 x 1/2"
527	221428	Clamp (2)	614	93306	Cotter—Hair Pin	686	91622	Washer—Lock
534	93622	Screw—Air Cleaner	615	93307	Retainer—E-Ring	687	390690	Slide—Friction Control
534A	93323	Screw—Air Cleaner	618	261116	Spring—Choke Return	687A	298957	Slide—Friction Control
535	270528	Element—Air Cleaner	621	297472	Switch—Stop	688	221766	Cap—Friction Spring
536	390379	Cleaner Assy.—Air	634	270382	Washer—Choke Shaft			
	Note:	391399 Cleaner Assembly—Air	635	66538	Elbow—Spark Plug			
	Uses:	280111 Support—Air Cleaner Element (Plastic) Used on type Nos. 5015, 5016, 5017, 5018, 5019, 5025, 5026, 5027, 5028, 5125, 5126, 5127, 5128, 5129, 5130, 5131, 5132, 5133, 5134, 5135, 5136, 5137, 5138, 5139, 5140, 5141, 5142, 5143, 5144, 5145, 5146, 5147, 5148, 5149, 5150, 5151, 5152, 5153, 5154, 5155, 5156.	643	222149	Cup—Air Cleaner			
537	270539	Gasket—Air Cleaner	645	23513	Bushing—Plunger			
541	22398	Washer	655	222598	Anchor—Spring Used after Code No. 73061011.			
552	231055	Bushing—Governor Crank (1/4" I. D.) Used after Code No. 75110911.		Note:	221014 Anchor—Spring Used before Code No. 73061111.			
			657	93496	Screw—Sem			
				Note:	93543 Screw—Sem Used to fasten Control Wire Casing on type No. 0168, 0173, 0180, 0181, 0652, 0653, 0689, 0719.			
			658	221576	Strap—Control Plate			
				Note:	221827 Strap—Speed Control Used on type Nos. 0015, 0016, 0017, 0120, 0124, 0125, 0126, 0127, 0128, 0129, 0130, 0131, 0133, 0134, 0135, 0136, 0137, 0138, 0140, 0141, 0142,			

190700 to 190799

REF. NO. 689 - 887

REF. NO.	PART NO.	DESCRIPTION	REF. NO.	PART NO.	DESCRIPTION	REF. NO.	PART NO.	DESCRIPTION
689	260847	Spring-Friction	763	391604	Electric Starter Kit	817	390627	Diode Assy.-
690	92484	Screw-Machine, Fil.			12 Volt (Gear Drive)			Isolation
		Hd.-10-32 x 1/2"	763A	299914	Electric Starter Kit-		Note:	390624 Diode Assy.-
725	221885	Shield-Heat			110 Volt (Gear Drive)			Isolation
	Note:	222376 Shield-Heat		Note:	(Cannot be used with			Used on type Nos.
		Used on type Nos.			Alternator)			0121, 0136, 0159.
		5128, 5154.	781	280068	Cap-Starter Pulley			For Isolation Diode
725A	222175	Shield-Fuel Pipe,	795	392697	Switch-Ignition			Kit for 7 Amp.
		Heat			(Toggle)			Alternator order
726	392134	Gear-Ring (Aluminum)			Uses:			No. 390607.
		(Includes Mounting			93888 Nut-Hex.	818	390608	Diode-Isolation
		Parts) Used after Code		Note:	392833 Switch-	819	93680	Screw-Sem
		No. 75022611. For			Ignition (Key)	826	393110	Wire-Panel
		use only with Starter	800	222212	Retainer			(Starter Switch to
		Motors with Plastic	806	390545	Regulator-Alternator			Ground Wire Terminal)
		Drive Gear.	809	390892	Rectifier-Alternator			Screw-Sem
	Note:	391246 Gear-Ring	809A	390692	Rectifier-Alternator	836	93559	Screw-Sem
		(Aluminum)	809B	390546	Rectifier-Alternator		Note:	93587 Screw-Sem
		(Includes Mounting			Used on type Nos.			(Mount Guard and
		Parts) Used before			0115, 0121, 0122,			Muffler Bracket to
		Code No. 75022711.			0130, 0136, 0142,			Head)
		For use only with			0145, 0146, 0151,			Used on type Nos.
		Starter Motors with			0155, 0158, 0159,			0803, 0804.
		Plastic Drive Gear.			0160, 0163, 0167,	840	392918	Panel Kit-Starter
					0169, 0177.			(Toggle Switch)
726A	299543	Gear-Ring (Steel)		Note:	390408 Rectifier-		Note:	392725 Panel Kit-
		(Includes mtg. parts)			Alternator			Starter (Key Switch)
		For use only with			Uses:	841	393514	Clamp-Regulator
		Starter Motor with			230982 Spacer	842	270920	Seal-Filler Cap
		Steel Drive Gear			Used on type Nos.	844	261269	Spring-Diode
727	390233	Cover and Shield-			0132, 0144, 0148,	847	392066	Filler Group-Oil
		Starter			0150, 0164, 0166,	851	221798	Terminal-Ignition
	Note:	221940 Guard-Ring			0168, 0170, 0176,			Cable
		Gear			0178, 0181, 0182,	856	393304	Holder Parts-Fuse
		Uses:			0185, 0190, 0681.	869	211661	Seat-Intake Valve
		93623 Screw (2)	813	390611	Clamp-Diode			(Standard)
		90366 Washer-Lock		Note:	93660 Clamp-Diode	870	211661	Seat-Exhaust Valve
		(2)			Used on type Nos.			(Standard)
		Used on type Nos.			0121, 0136, 0159.	871	230655	Guide-Exhaust Valve
		0135, 0789, 5146.	814	390867	Wire Assembly-	877	393456	Diode and Connector
728	93523	Screw-Sem 1/16" L.			7 Amp. Alternator			Assy. (Dual Circuit)
729	221907	Clip-Wire				877A	393814	Diode and Connector
732	93490	Screw-Sem	816	93664	Washer-Lock-			Assy. (D.C.)
735	390966	Cord-Starter			Shakeproof	878	393362	Alternator Harness
	Note:	390748 Cord-Starter		Note:	90364 Washer-Lock			Assy. (Dual Circuit)
		(For Canadian use			No. 8 x 3/64 x 1/32	878A	393422	Alternator Harness
		only)			Used on type Nos.			Assy.
762	296147	Electric Starter-			0121, 0136, 0159.	887	391529	Stator Assembly-
		Gen. Kit-12 Volt						Alternator (D.C.)
		(high position)						

