




CATALOGO GENERALE RICAMBI

serie IM

**ristampa da microfiches
marzo 1997**



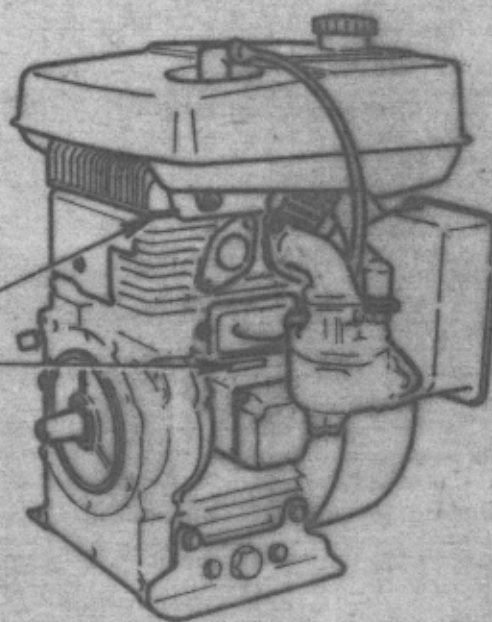
serie 'IM'



Tipo

Caratteristiche

Matricola



Tipo



intermotor
SERVICE



MOTORE MOTEUR ENGINE	SERIE IM	COMPLESSIVO GROUPE ASSEMBLY	NON FORNITO SCIOLTO * NON LIVRE SEPARMENT NOT SUPPLIED SEPARATELY
IDENTIFICAZIONE MOTORE REPERES MOTEUR ENGINE IDENTIFICATION			TAVOLA TABLE A1
			DATA

A

B

C

D

E

F

G

1	IDENTIFICAZIONE MOTORE	REPERES MOTEUR	ENGINE IDENTIFICATION
2	INDICE	TABLE DES MATIERES	INDEX
3	BASAMENTO	CARTER MOTEUR	CRANKCASE
4	PORTINA - TESTA	CARTER - CULASSE	CASE COVER - CYLINDER HEAD
5	CONVOGLIATORE	CONVOYEUR	SHROUD
6	ALBERO A GOMITO	VILEBREQUIN	CRANKSHAFT
7	BIELLA	BIELLE	CONNECTING ROD
8	REGOLATORE	REGULATEUR	GOVERNOR
9	VOLANO	VOLANT	FLYWHEEL
10	ALBERO A CAMME	ARBRE A CAMES	CAMSHAFT
11	SERBATOI	RESERVOIRS COMBUSTIBLE	FUEL TANKS
12 13	FILTRI ARIA	FILTRES A AIR	AIR CLEANERS
14	VAPORIZZATORE	VAPORISATEUR	VAPORIZER
1 2 3 4 5	CARBURATORE	CARBURATEURS	CARBURETOR
6 7	IMPIANTO ACCENSIONE	SISTEME D'ALLUMAGE	IGNITION SYSTEM
8	SCHERMATURA	BLINDAGE	SHIELD
9 10 11 12 13	COMANDO ACCELERATORE	COMMANDE ACCELERATEUR	THROTTLE CONTROL
14	COMANDO STOP	COMMANDE STOP	STOP CONTROL
1	COMANDO STARTER	COMMANDE STARTER	STARTER CONTROL
2	PROLUNGA SCARICO OLIO	RALLONGE DECHARGE HUILE	OIL DRAIN EXTENSION
3	SFIATO	RENIFLARD	BREATHER
4 5 6 7	MARMITTE E TUBO	POTS ET TUYAU	MUFFLERS AND TUBE
8	AVVIATORE AUTOAVVOLGENTE	LANCEUR A CABLE	REWIND STARTER
9 10	ALIMENTAZIONE A GAS LIQUIDO	ALIMENTATION GAZ LIQUIDE	LIQUIFIED GAS FUELING
11	PREDISP. FILTRO SOPARIS	PREDISP. FILTRE SOPARIS	SOPARIS AIR CLEANER ADAPTER
12	BLOCCO MOTORE	BLOC MOTEUR	SHORT BLOCK
13 14	PIEDI	PATTES	MOUNTS
1 2 3 4 5	PRESE DI MOTO	PRISES DE FORCE	POWER TAKE OFF
6 7	RUOTE E MANIGLIA MOTOPOMPA	ROUES ET GRIFFE POUR MOTOPOMPE	WHEELS AND PUMP UNIT HANDLE
8 9 10 11 12 13a 13b	RIDUTTORI	REDUCTEURS	REDUCTION GEAR
1a 1b 2a 2b 3a 3b 4a 4b 5a 5b	RIDUTTORI A SQUADRA	REDUCTEURS A EQUERRE	ANGLE REDUCTION GEAR
6 7 8	ALIMENTAZ. MOTOCOLTIVATORE	ALIMENTAT. MOTOCULTEUR	FUEL FEEDING MOTOR TILLER
9	FLANGE TRASMISSIONE	BRIDES ACCOUPLEMENT	DRIVE FLANGES
1 2	GIUNTI	ACCOUPLEMENTS	COUPLINGS
3 4	PULEGGIA CENTRIFUGA	POULIE CENTRIFUGE	CENTRIFUGAL PULLEY
5a 5b	FRIZIONE	EMBRAYAGE	CLUTCH
6a 6b 7a 7b	AVVIAMENTI ELETTRICI	DEMARRAGES ELECTRIQUES	ELECTRICAL STARTINGS
8	MOTORINO AVVIAMENTO	DEMARREUR	STARTING MOTOR
9 10	SCHEMI ELETTRICI	SCHEMAS ELECTR.	WIRING DIAGRAMS
11	ALTERNATORI	ALTERNATEURS	ALTERNATORS
1 2	QUADRETTI MANOVRA	TABLEAUX DISTRIBUTION	PANEL BOARDS
3 4 5	PREDISP. POMPE OLEODINAMICA	PREDISP. POMPES HYDRAULIQUES	HYDRAULIC PUMP ADAPTERS
6 7 8 9	FLANGIATURE	BRIDES	FLANGES
10	SERIE GUARNIZIONI	JEU DE JOINTS	GASKET SET
11	BUSTA ACCESSORI	POCHETTE ACCESSOIRES	ACCESSORY KIT
12	ATTREZZATURA SPECIALE	OUTILLAGES SPECIFIQUES	SPECIAL TOOLS
13	TAVOLA COSTRUTTORI POMPE	TABLE FORNISSEUR POMPES	PUMP SUPPLIERS DYRECTORY



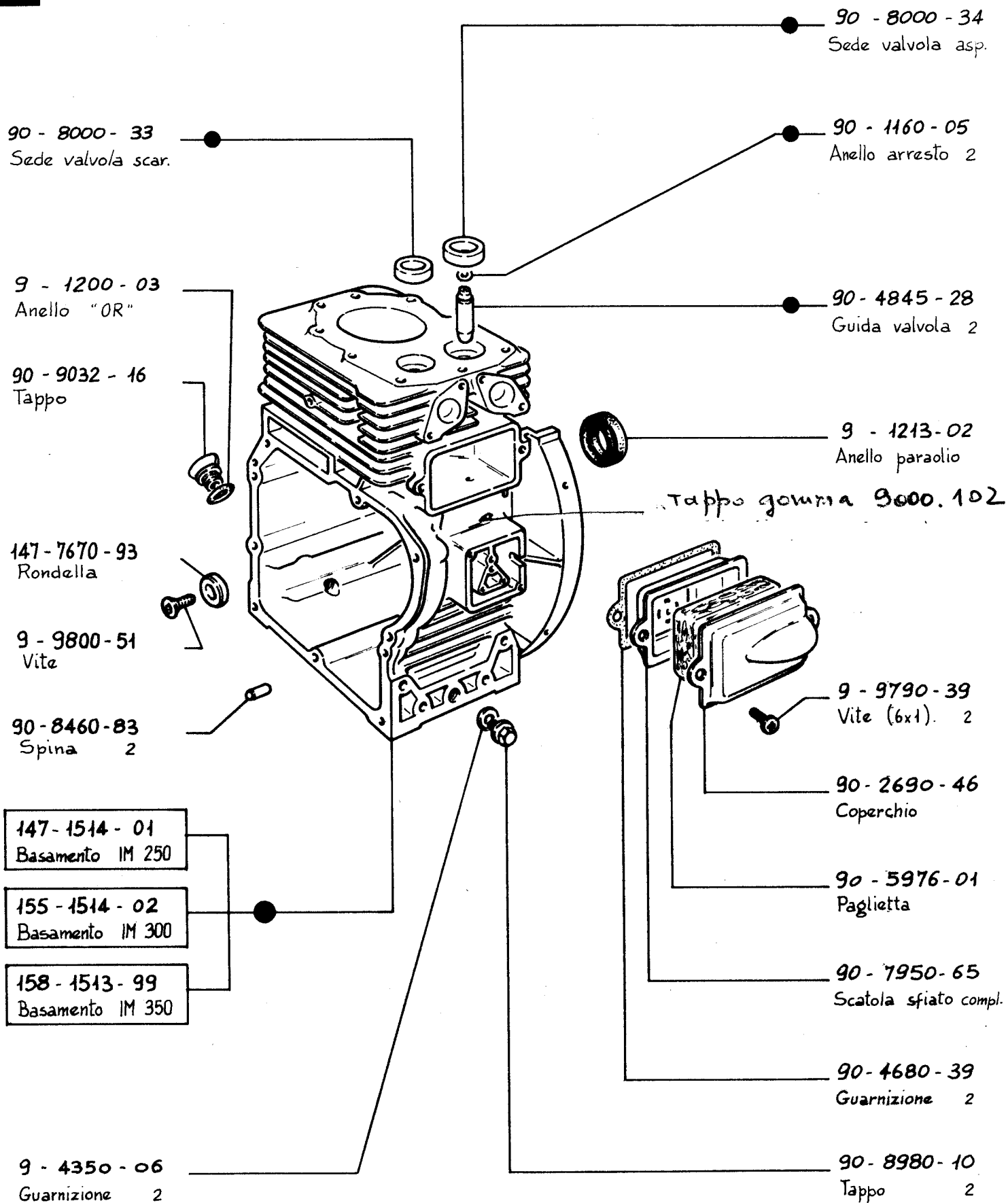
INDICE
TABLE DES MATIERES
INDEX

TAVOLA
TABLE

A2

DATA

7 - 83



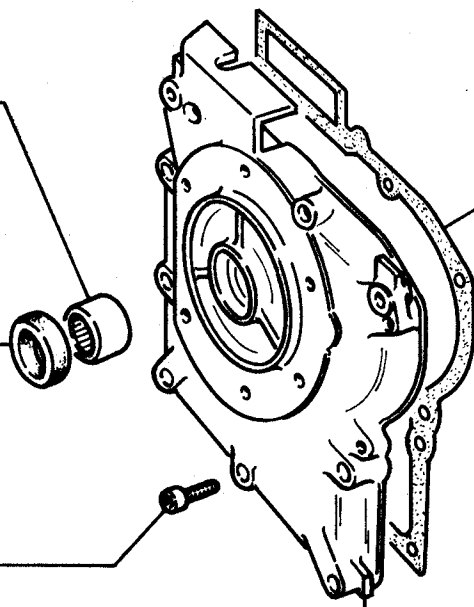
MOTORE MOTEUR ENGINE	SERIE IM	COMPLESSIVO GROUPE ASSEMBLY	NON FORNITO SCIOLTO * NON LIVRE SEPAREMENT NOT SUPPLIED SEPARATELY	
BASAMENTO - SFIATO			TAVOLA TABLE	A 3
CARTER MOTEUR - RENIFLARD			DATA	7 - 83
CRANKCASE - BREATHER				



90-3030-28
Cuscinetto

9-1213-56
Anello paraolio

9-9732-60
Vite (6x1) 9



147-4601-29
Guarnizione

9-6130-50
Perno

147-6647-06
Portina

147-9201-73
IM 250-251


155-9201-74
IM 300-301

158-9201-75
IM 252-351-350

157-9201-76
IM 302

159-9201-77
IM 352

Testa



9-1780-55
Bullone (10x1,5) 9

9-7626-28
Rondella 9

147-4730-46
IM 250-251

155-4730-47
IM 300-301

158-4730-48
IM 252-302-352

158-4730-52
IM 350-351

Guarnizione

MOTORE MOTEUR ENGINE	SERIE	IM	COMPLESSIVO GROUPE ASSEMBLY	NON FORNITO SCIOLTO * NON LIVRE SEPAREMENT NOT SUPPLIED SEPARATELY
PORTINA - TESTA CARTER - CULASSE CASE COVER - CYLINDER HEAD				TAVOLA TABLE
				A4
				DATA DATE
				7 - 83



Targhette motore

* 147 - 9107 - 47

IM 250

* 162 - 9107 - 48

IM 251

* 153 - 9107 - 49

IM 252

* 155 - 9107 - 50

IM 300

* 165 - 9107 - 67

IM 301

* 157 - 9107 - 51

IM 302

* 158 - 9107 - 52

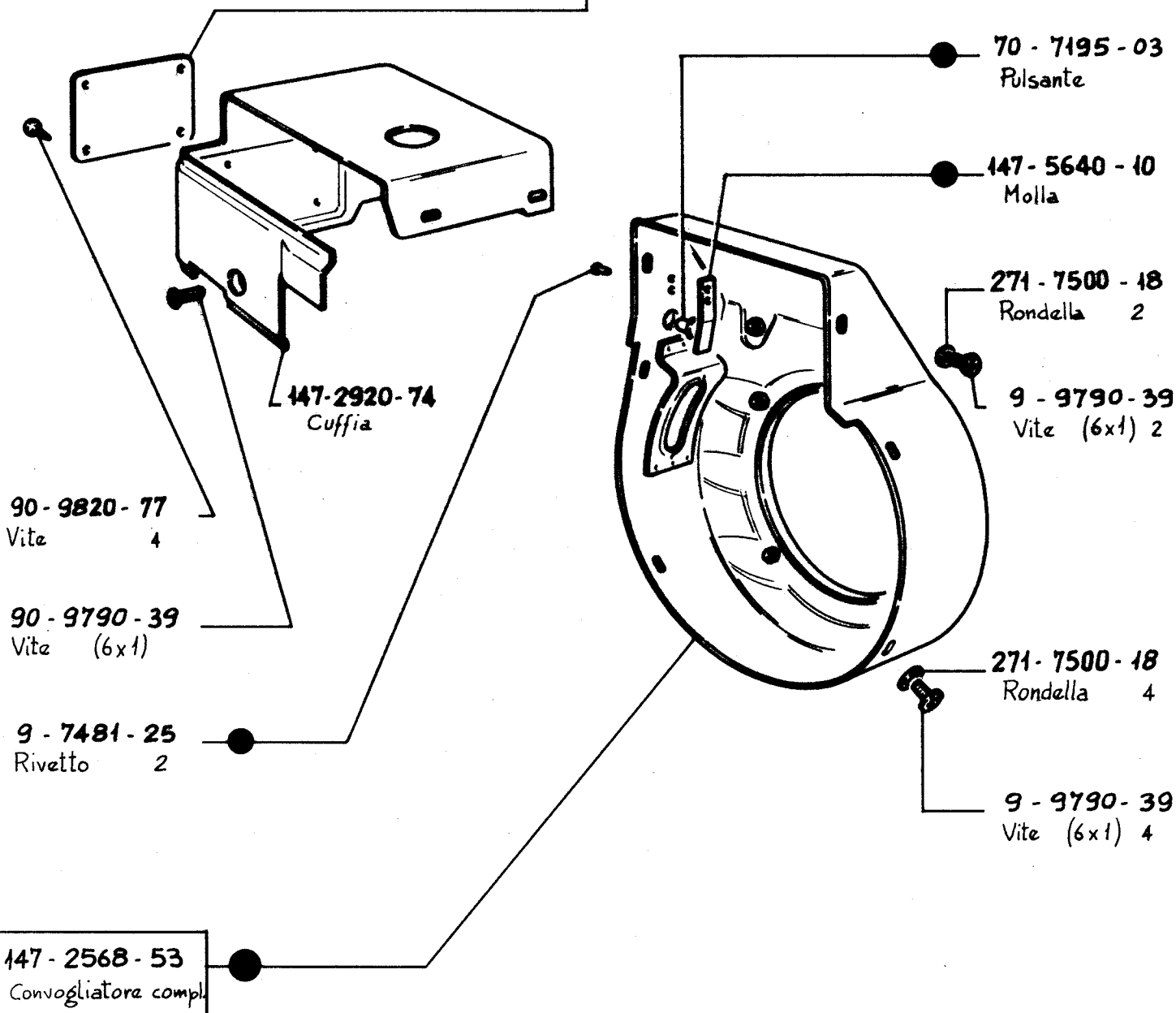
IM 350

* 166 - 9107 - 66

IM 351

* 159 - 9107 - 53

IM 352

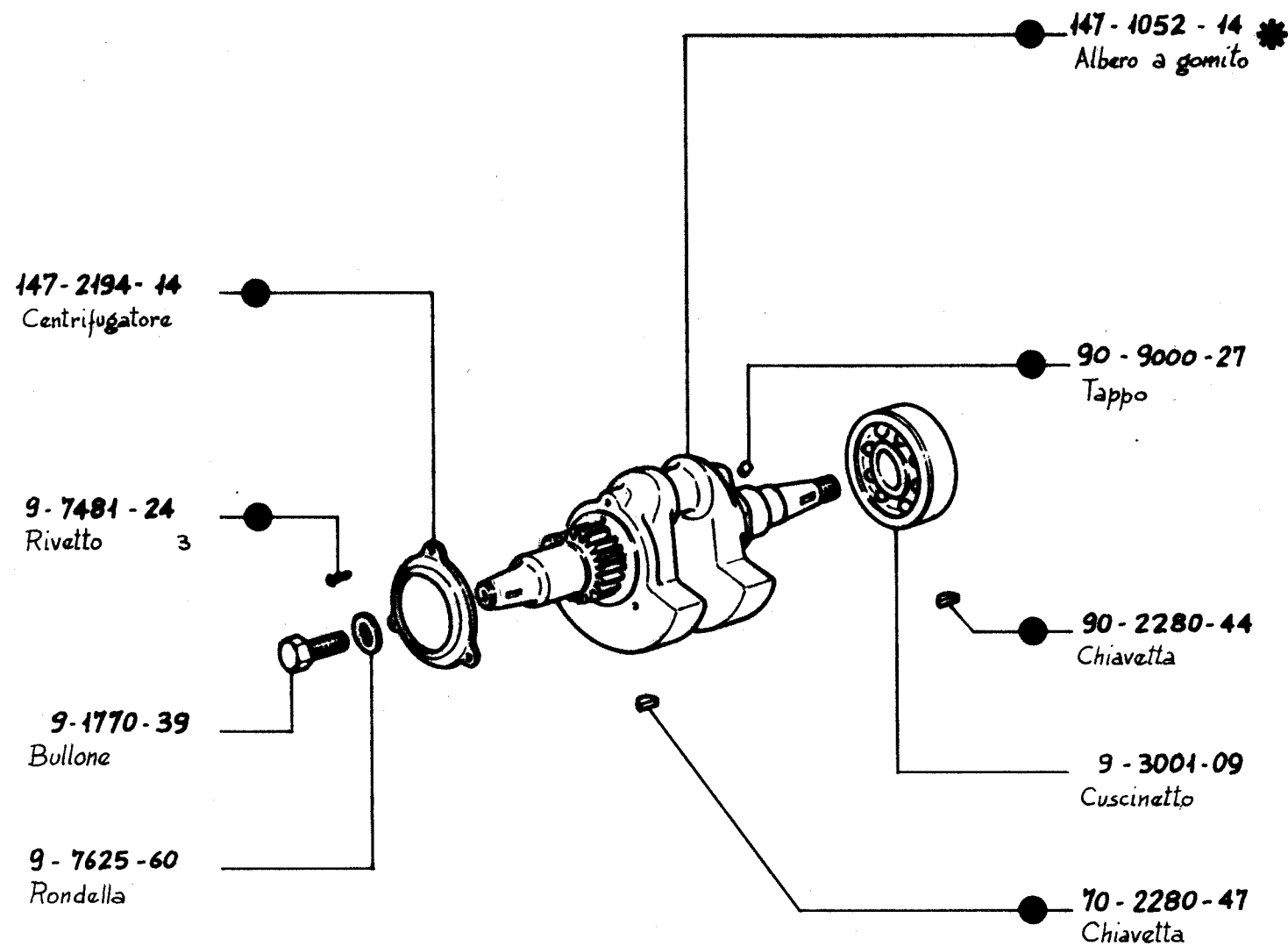


convogliatore completo per
aw. elettrico (senza foro spia olio)
2568.064

MOTORE MOTEUR ENGINE	SERIE	IM	COMPLESSIVO GROUPE ASSEMBLY	NON FORNITO SCIOLTO * NON LIVRE SEPARMENT NOT SUPPLIED SEPARATELY	
CONVOGLIATORE - CUFFIA CONVOYEUR - COIFFE SHROUD - BAFFLE HOOD				TAVOLA TABLE	A5
				DATA DATE	7 - 83



● 147-1052-29
Albero a gomito compl.



MOTORE MOTEUR ENGINE	SERIE IM	COMPLESSIVO GROUPE ASSEMBLY	NON FORNITO SCIOLTO * NON LIVRE SEPAREMENT NOT SUPPLIED SEPARATELY
ALBERO A GOMITO VILEBREQUIN CRANKSHAFT			TAVOLA TABLE
			7 - 83



150 - 8210 - 77
Serie segmenti "IM300"

150 - 8210 - 78
(+ 0,50)

150 - 8210 - 79
(+ 1)

147 - 8210 - 96
Serie segmenti "IM250"

147 - 8210 - 97
(+ 0,50)

147 - 8210 - 98
(+ 1)

158 - 8210 - 99
Serie segmenti "IM350"

158 - 8211 - 01
(+ 0,50)

158 - 8211 - 02
(+ 1)

147 - 6502 - 80
Pistone compl. "IM250"

147 - 6502 - 82
I^a maggior. (+ 0,50)

147 - 6502 - 83
II^a maggior. (+ 1)

150 - 6502 - 15
Pistone compl. "IM300"

150 - 6502 - 16
I^a maggior. (+ 0,50)

150 - 6502 - 17
II^a maggior. (+ 1)

158 - 6502 - 81
Pistone compl. "IM350"

158 - 6502 - 84
I^a maggior. (+ 0,50)

158 - 6502 - 85
II^a maggior. (+ 1)

9 - 1261 - 16
Anello 2

47 - 8480 - 02
Spinotto

90 - 6330 - 55
Piastrina

9 - 1760 - 30
Bullone 2

▲ 147 - 1526 - 26
Biella completa.

147 - 1526 - 27
Biella compl. (min. - 0,25)

147 - 1526 - 28
Biella compl. (min. - 0,50)

MOTORE
MOTEUR
ENGINE

SERIE IM

COMPLESSIVO
GROUPE
ASSEMBLY

NON FORNITO SCIOLTO
* NON LIVRE SEPAREMENT
NOT SUPPLIED SEPARATELY

PISTONE - SEGMENTI - BIELLA

PISTON - SEGMENTS - BIELLE

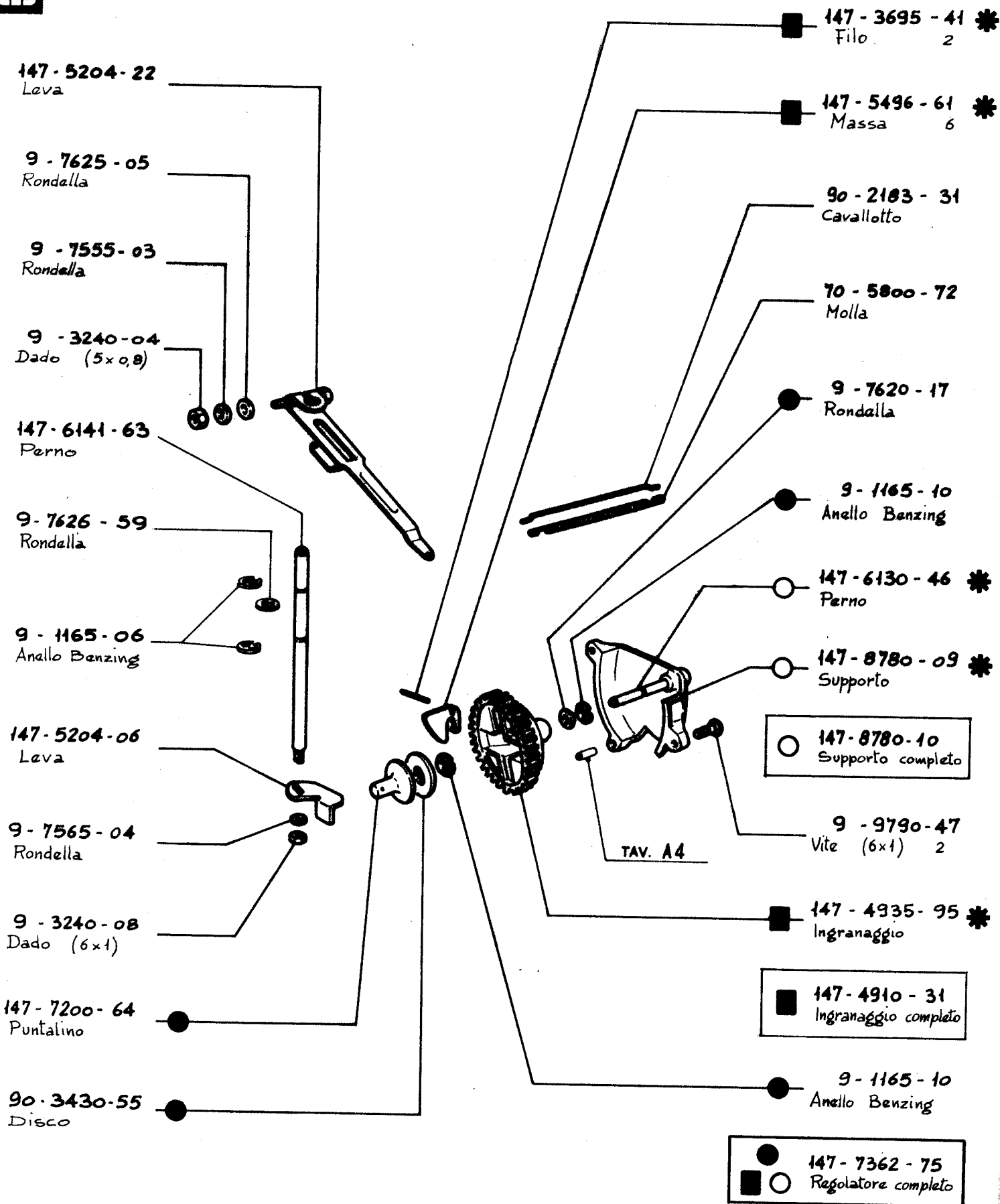
PISTON - RINGS - CONNECT. ROD

TAVOLA
TABLE

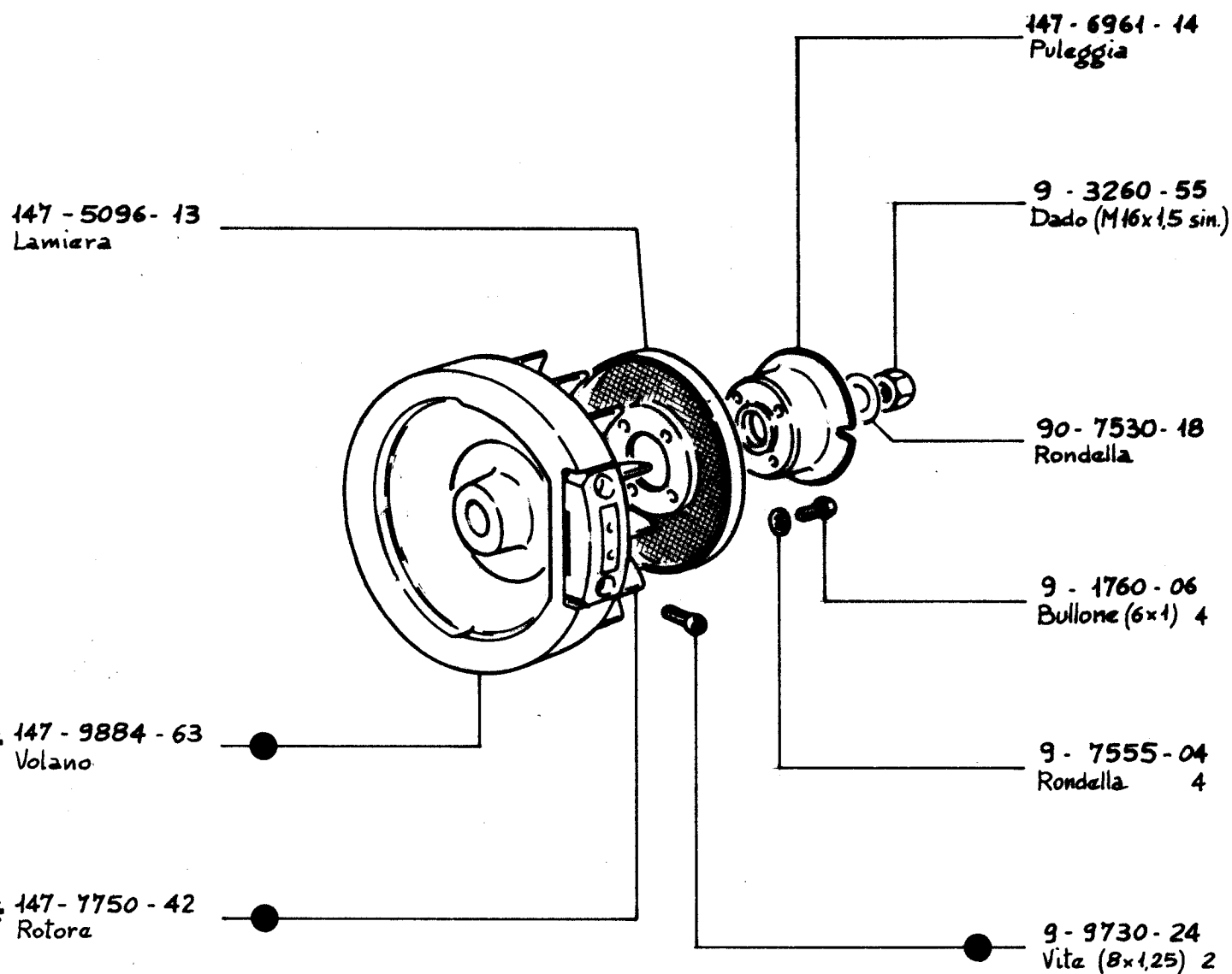
A7

DATA
DATE

7 - 83

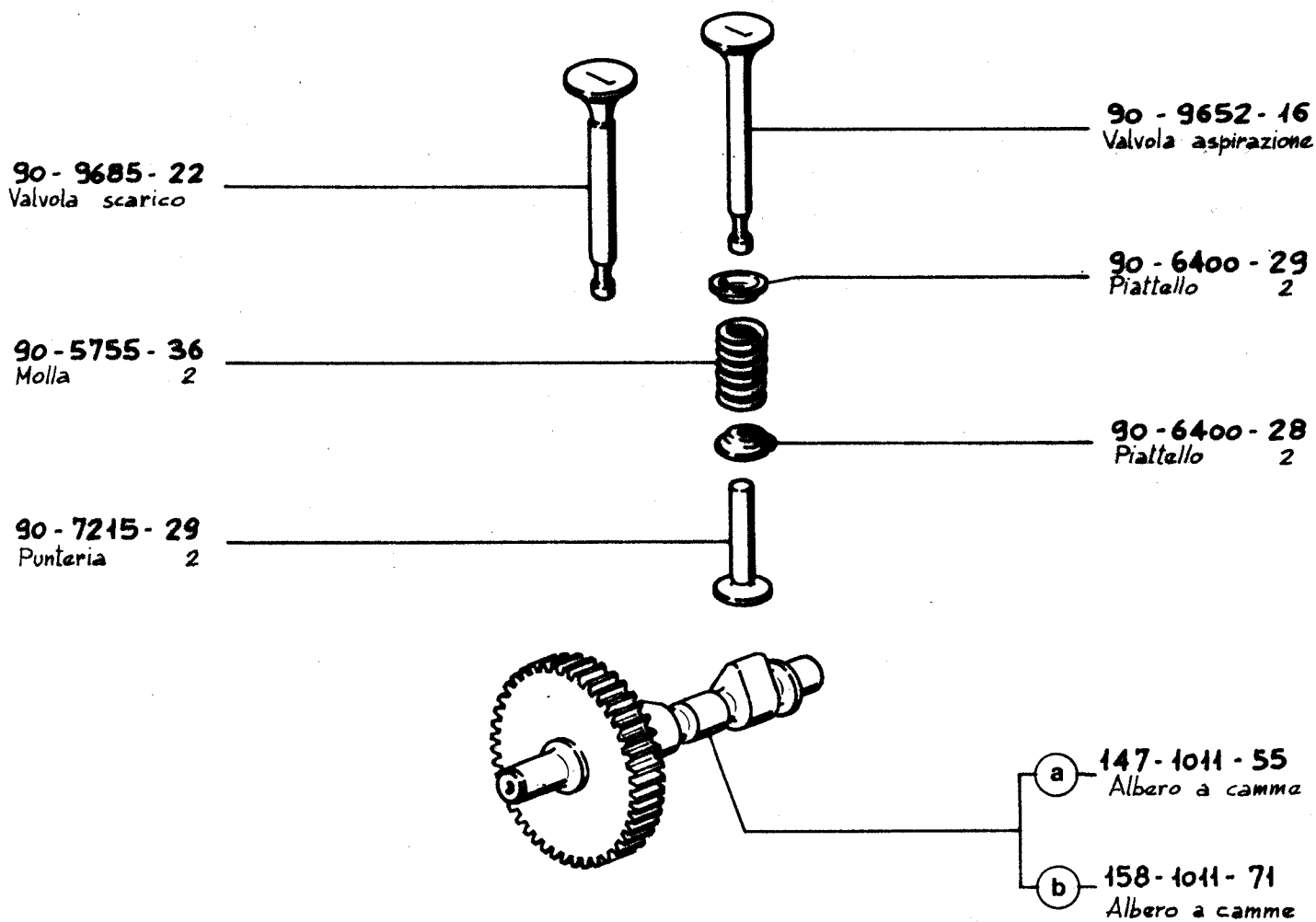


MOTORE MOTEUR ENGINE	SERIE IM	COMPLESSIVO GROUPE ASSEMBLY	NON FORNITO SCIOLTO * NON LIVRE SEPAREMENT NOT SUPPLIED SEPARATELY
REGOLATORE - LEVERAGGI REGULATEUR - LEVIER GOVERNOR - LINKAGE			TAVOLA TABLE
			DATA DATE
			A8
			7 - 83



● 147 - 9884 - 90
Volano completo

MOTORE MOTEUR ENGINE	SERIE	IM	COMPLESSIVO GROUPE ASSEMBLY	NON FORNITO SCIOLTO * NON LIVRE SEPAREMENT NOT SUPPLIED SEPARATELY	
VOLANO VOLANT FLYWHEEL				TAVOLA TABLE	A 9
				DATA DATE	7 - 83



(b) *Apartire dal motore matr:*
A partir du moteur Ref. : 628007
Starting from engine No.:

- Per motore IM250 e per gruppi elettrogeni (IM300; IM350)

- Per motori IM300 e IM350.

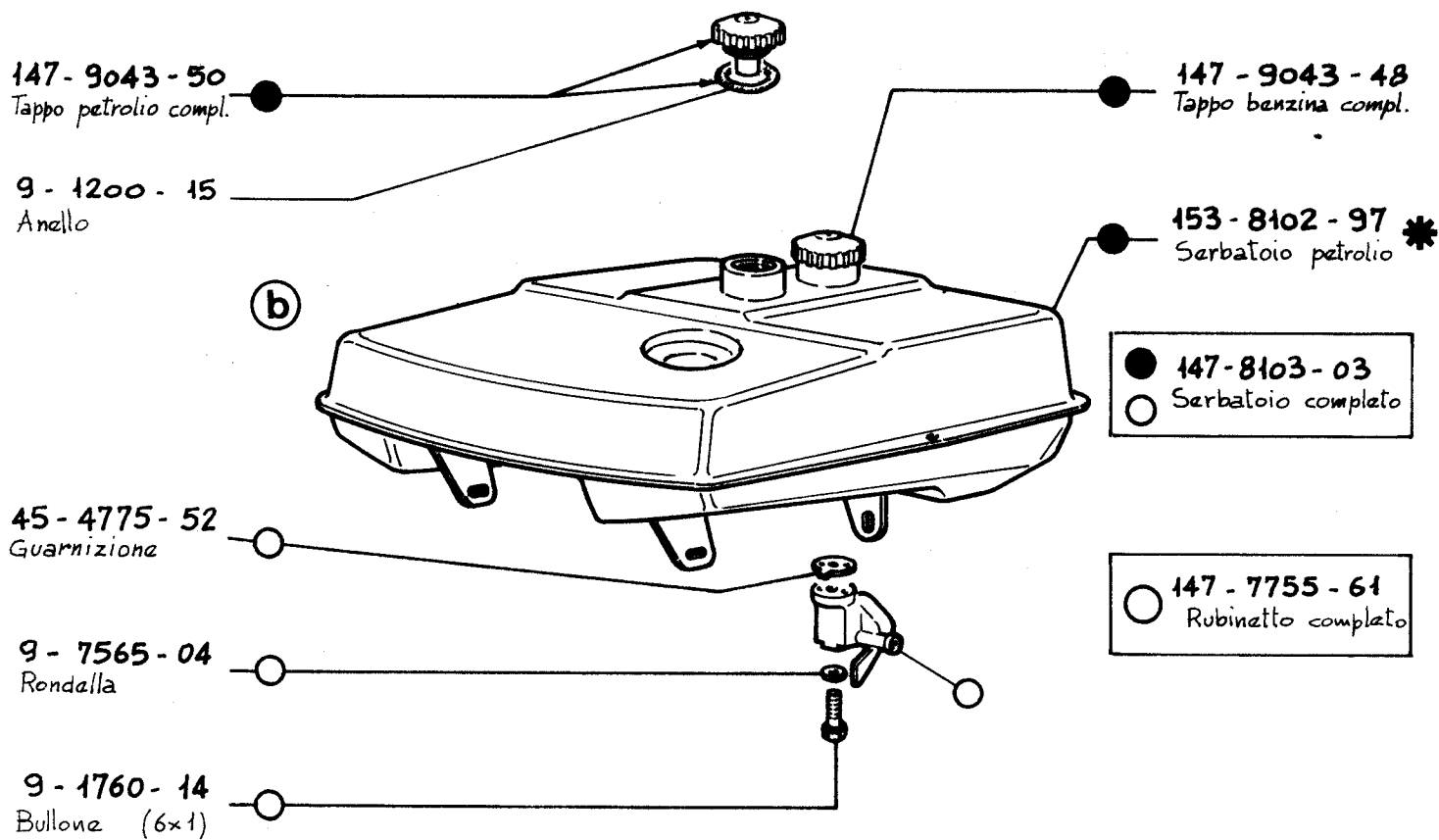
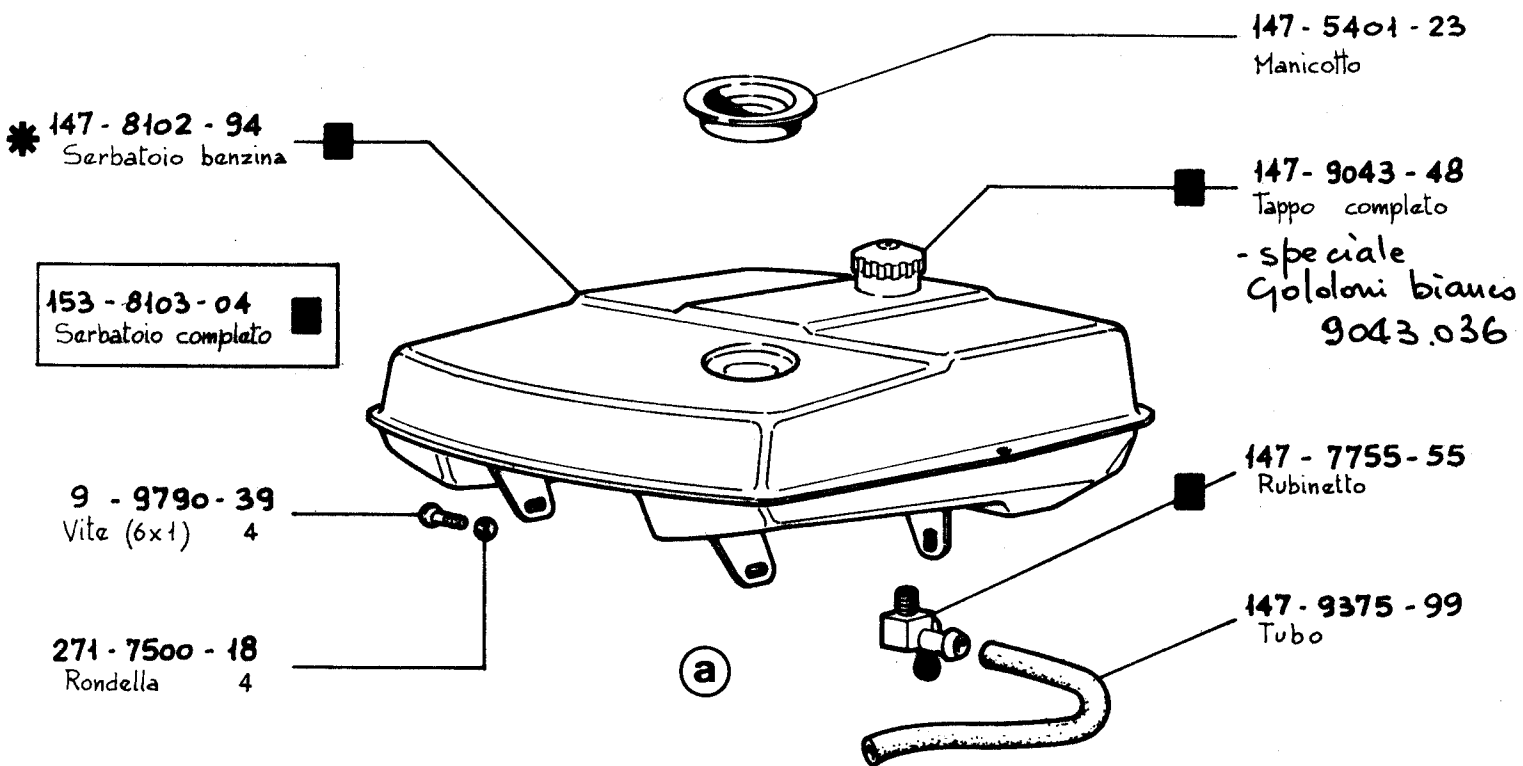
(a) - Pour moteur IM250 et pour groupes électrogène (IM300; IM350)

(b) - Pour moteurs IM300 et IM350.

- For engine IM250 and generating sets (IM300; IM350)

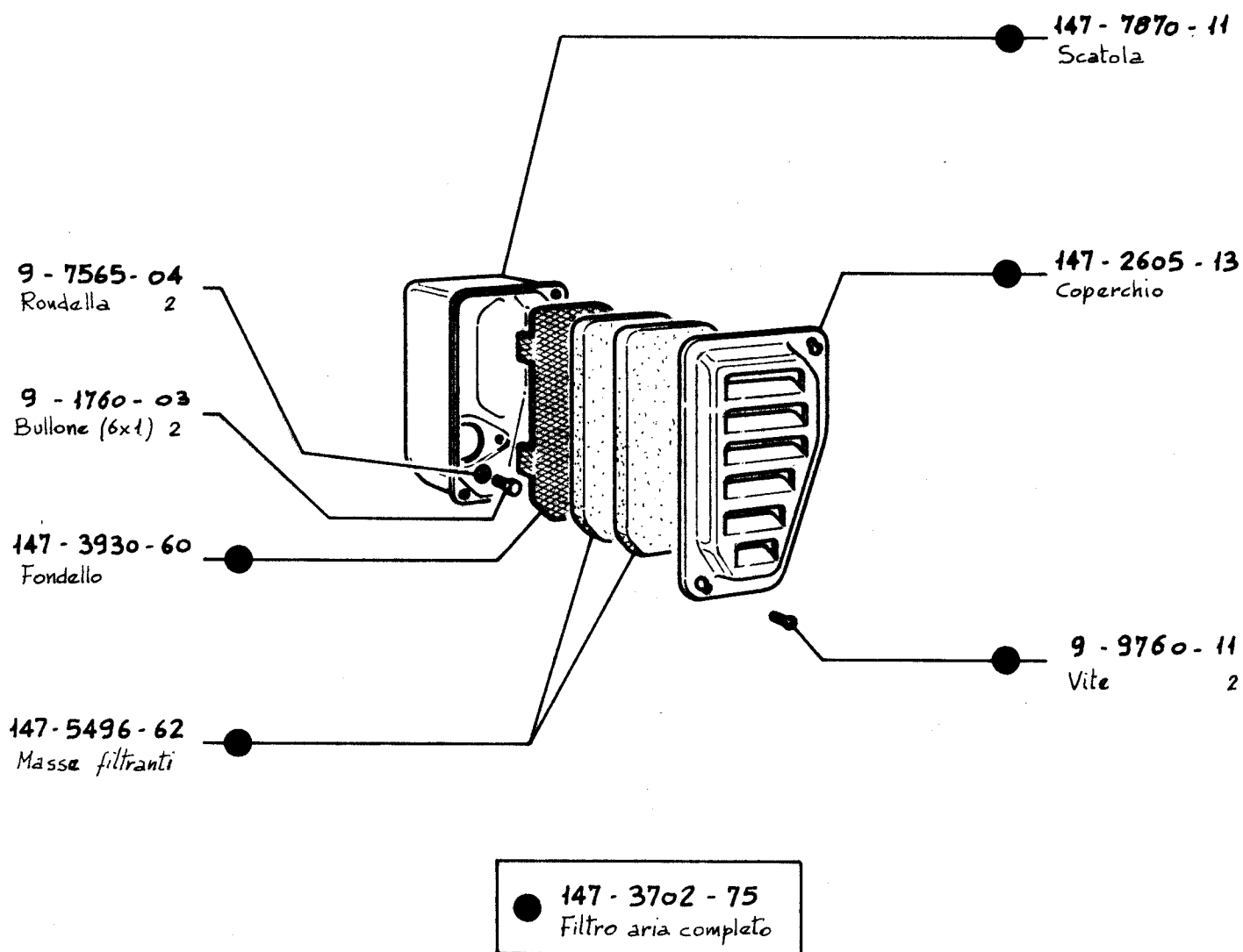
- For engines IM300 and IM350.

MOTORE MOTEUR ENGINE	SERIE IM	COMPLESSIVO GROUPE ASSEMBLY	NON FORNITO SCIOLTO * NON LIVRE SEPAREMENT NOT SUPPLIED SEPARATELY	
ALBERO A CAMME - VALVOLE ARBRE A CAMES - SOUPAPES CAMSHAFT - VALVES			TAVOLA TABLE	A10
			DATA DATE	7 - 83



MOTORE MOTEUR ENGINE	SERIE	IM	COMPLESSIVO GROUPE ASSEMBLY	NON FORNITO SCIOLTO * NON LIVRE SEPAREMENT NOT SUPPLIED SEPARATELY
SERBATOI			(a) BENZINA ESSENCE GASOLINE	TAVOLA TABLE
RESERVOIRS			(b) PETROLIO PETROLE KEROSENE	DATA DATE
FUEL TANKS				7 - 83

A11



MOTORE MOTEUR ENGINE	SERIE IM	COMPLESSIVO GROUPE ASSEMBLY	NON FORNITO SCIOLTO * NON LIVRE SEPAREMENT NOT SUPPLIED SEPARATELY	
FILTRO ARIA A SECCO FILTRE A AIR A SEC DRY AIR CLEANER			TAVOLA TABLE	A12
			DATA DATE	7 - 83



○ ● 155-3703-04
Filtro completo

● 150-3701-93
Filtro aria nudo

* 150-2125-50
Cappello compl.

* 150-3360-06
Diaframma

150-2175-24
Cartuccia 2

* 150-2835-19
Corpo

150-1200-85
Anello OR

* 150-9710-36
Vaschetta

150-9400-31
Tubo

155-8490-76
Squadretta

9-1760-06
Bullone 6x1

9-7565-04
Rondella

Vedi Tav.
Voir Table
See Table | B1

90-4470-10
Guarnizione

30-3200-01
Dado 5x0,8

27-7625-05
Rondella

9-3240-04
Dado 5x0,8

150-9245-55
Tirante

147-9375-98
Tubo combustibile

90-1200-70
Anello OR

9-1760-03
Bullone 6x1

9-7565-04
Rondella

9-1760-61
Bullone 6x1

9-7565-04
Rondella

150-8740-92
Supporto

MOTORE MOTEUR ENGINE	SERIE IM	COMPLESSIVO GROUPE ASSEMBLY	NON FORNITO SCIOLTO * NON LIVRE SEPARMENT NOT SUPPLIED SEPARATELY
FILTRO ARIA A BAGNO D'OLIO FILTRE A AIR A BAIN D'HUILE OIL BATH AIR CLEANER			TAVOLA TABLE
K. 9993-34			A13
			DATA DATE
			7 - 83



TAV. B1

9 - 6760 - 13

Prigioniero (6x1) 2

9 - 6760 - 15

Prigioniero (6x1) 2

89 - 9708 - 02
Vaporizzatore

(a) 158 - 4501 - 18

90 - 4500 - 75

Guarnizione

TAV. A12

TAV. B1

TAV. B1

A partire dal motore Matr.

(a) A partir du moteur Ref. 453411

Starting from engine No.

NOTE REMARQUES REMARKS	N.B. - Solo per motore a petrolio - - Seulement pour moteurs à pétrole - - For Kerosene engines only.		
MOTORE MOTEUR ENGINE	IM 252 - 302 - 352	COMPLESSIVO GROUPE ASSEMBLY	NON FORNITO SCIOLTO * NON LIVRE SEPARÉMENT NOT SUPPLIED SEPARATELY
VAPORIZZATORE VAPORISATEUR VAPORIZER			TAVOLA TABLE A14
			DATA DATE 7 - 83



9-7565-04

Rondella 2

9-3240-08

Dado (6x1) 2

9-3240-08

Dado (6x1) 2

9-7555-04

Rondella 2

158-4501-19

Guarnizione

90-4500-76

Guarnizione

158-2942-58

Curva

9-6760-34

Prigioniero (6x1) 2

A partire dal motore Matr.

A partir du moteur Ref. 453411

Starting from engine No.

158-4470-13

Guarnizione

90-4470-09

Guarnizione

147-4490-36

Guarnizione

Dell'orto - 084

147-2151-63

Carburat. IM250

155-2151-64

Carburat. IM300

158-2151-65

Carburat. IM350

158-2151-66

Carburat. IM350

158-2151-69

Carburat. IM350

158-2151-70

Carburat. IM350

147-2151-71

Carburat. IM250

155-2151-72

Carburat. IM300

(a) (b) (c) - Carburatori per motori con filtri
aria a secco e a bagno d'olio.

(d) - Carburatore per versione HOLDER.

(e) - Carburatore per motori funzionanti
a quote superiori ai 1500 m.(f) (g) (h) - Carburatori per motori con comando
starter a distanza.

(n) - Per motori a benzina.

Carburateurs pour moteurs avec
filtre air à sec et à bain d'huile

Carburateur pour version HOLDER

Carburateur pour moteurs fonction-
nant au dessus de 1500 mCarburateurs pour moteurs avec
commande starter à distance

Pour moteurs à essence

Carburators for engines with
dry and oil bath air cleaner.

Carburetor for HOLDER version

Carburetor for engines operating
above 1500 m. heightCarburators for engines with
remote starter control.

For gasoline engines.

NOTE
REMARQUES
REMARKS(i) - Per motori con filtro aria a secco.
- Pour moteurs avec filtre à air à sec.
- For engines with dry air cleaner.(l) - Vedi Tavola
- Voir Table
- See Table

A3

(m) - Vedi Tavola
- Voir Table
- See Table

A12

MOTORE
MOTEUR
ENGINE

SERIE IM

COMPLESSIVO
GROUPE
ASSEMBLYNON FORNITO SCIOLTO
* NON LIVRE SEPARMENT
NOT SUPPLIED SEPARATELYCARBURATORE
CARBURATEUR
CARBURETORTAVOLA
TABLE

B1

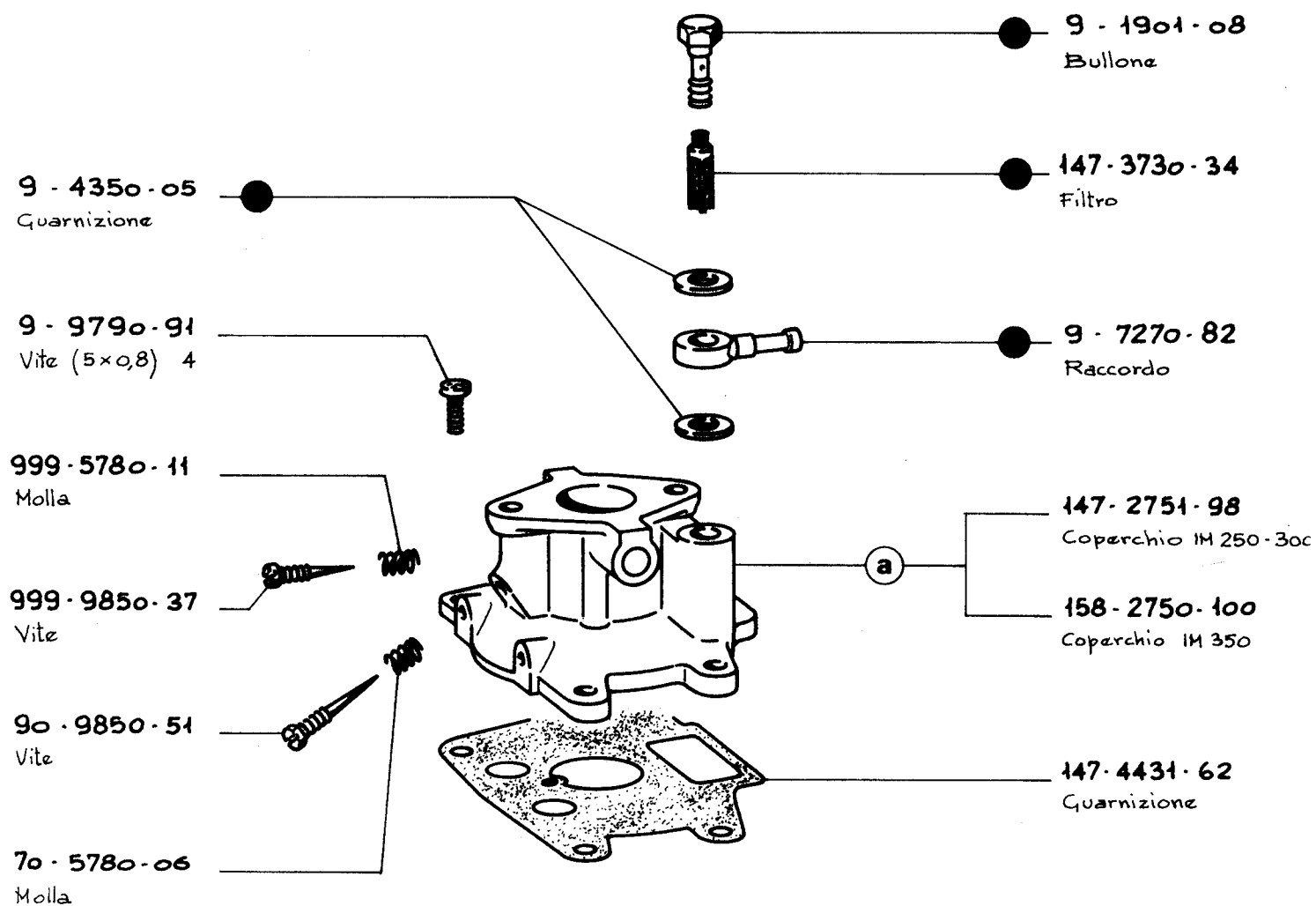
DATA
DATE

7-83



● 147-4896-13

RACCORDO COMPLETO



a A partire dal motore
A partir du moteur
Starting from engine

IM 250 N° 455421
IM 300 N° 457377
IM 350 N° 453411

MOTORE MOTEUR ENGINE	SERIE IM	COMPLESSIVO GROUPE ASSEMBLY	NON FORNITO SCIOLTO * NON LIVRE SEPAREMENT NOT SUPPLIED SEPARATELY
CARBURATORE CARBURATEUR CARBURETOR			TAVOLA TABLE
			DATA DATE
			B2
			7-83



9 - 9810 - 10

Vite (3x0,5) 2

999 - 3605 - 18

Farfalla IM 250, 300

a 158 - 3605 - 30

Farfalla IM 350

9 - 3240 - 04

Dado 5x0,8

9 - 7555 - 03

Rondella

999 - 8510 - 30

Squadretta

147 - 1301 - 83

Anello

* 999 - 6100 - 07

Perno

* 999 - 6100 - 23

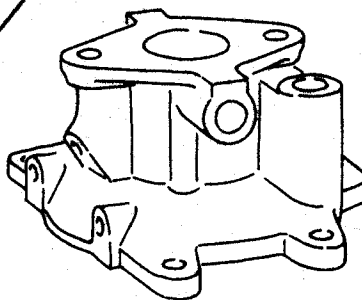
Perno

999 - 6100 - 11

Perno compl. IM 250, 300

999 - 6100 - 27

Perno compl. IM 350



90 - 4690 - 07

Guarnizione



90 - 7996 - 11

Sede spillo compl.

A partire dal motore

A partir du moteur

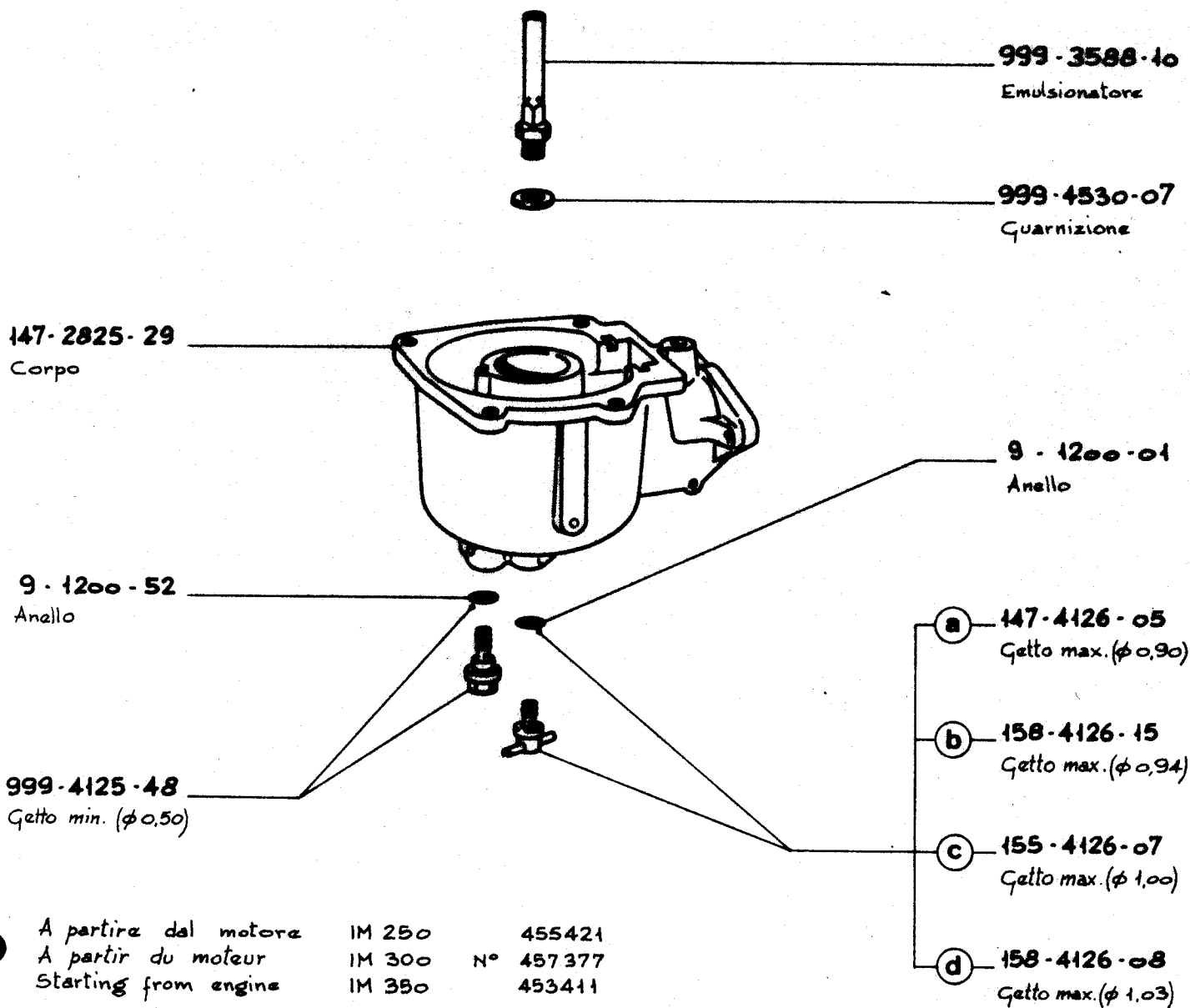
Starting from engine

IM 350

N°

453411

MOTORE MOTEUR ENGINE	SERIE IM	COMPLESSIVO GROUPE ASSEMBLY	NON FORNITO SCIOLTO * NON LIVRE SEPAREMENT NOT SUPPLIED SEPARATELY
CARBURATORE CARBURATEUR CARBURETOR			TAVOLA TABLE
			83
			DATA DATE
			7-83



- a** IM250 e 300 standard; starter a distanza e filtro a bagno d'olio; HaKo e IM350 per funzionam. oltre 1500m. s.l.m. **b** IM350 standard; starter a distanza e filtro bagno d'olio; HaKo; Holder.
- c** IM300 predis. filtro aria SOPARIS.
- d** IM350 predis. filtro aria SOPARIS.
- a** IM250 et 300 standard; starter à distance et filtre à air à bain d'huile; HaKo et IM350 pour fonct. au dessus de 1500 m. d'altitude. **b** IM350 standard; starter à distance et filtre à air à bain d'huile; HaKo; Holder.
- c** IM300 prédisp. filtre à air SOPARIS.
- d** IM350 prédisp. filtre à air SOPARIS.
- a** IM250 and 300 standard; remote choke and oil bath air cleaner; HaKo and IM350 for operation above 1500 m. **b** IM350 standard; remote choke and oil bath air cleaner; HaKo; Holder.
- c** IM300 suitable for SOPARIS air cleaner.
- d** IM350 suitable for SOPARIS air cleaner.

MOTORE MOTEUR ENGINE	SERIE IM	COMPLESSIVO GROUPE ASSEMBLY	NON FORNITO SEOLTO * NON LIVRE SEPAREMENT NOT SUPPLIED SEPARATELY
CARBURATORE CARBURATEUR CARBURETOR			TAVOLA TABLE
			84
			DATA DATE
			7 - 83



a ● 999-6100-12
Perno compl. IM 250

b ● 999-6100-21
Perno compl. IM 300

c ● 999-6100-22
Perno compl. IM 350

999-6110-42
Perno

9-1165-10
Anello

90-4105-10
Galleggiante

* 999-6100-08
Perno

999-5695-07
Molla

9-8245-03
Sfera

90-5195-10
Levetta

9-7555-03
Rondella

9-3240-04
Dado 5x0,8

a 90-3605-26
Farfalla IM 250

b 155-3605-28
Farfalla IM 300

c 158-3605-29
Farfalla IM 350

9-9810-10
Vite (3x0,5) 2

9-3240-04
Dado 5x0,8

9-7555-03
Rondella

6019-6275-74
Piastrina

999-5660-22
Molla

999-6100-10
Perno

A

a ● 999-6100-24
Perno compl. IM 250

b ● 999-6100-25
Perno compl. IM 300

c ● 999-6100-26
Perno compl. IM 350

9-2800-46
Copiglia

6019-6085-22
Perno

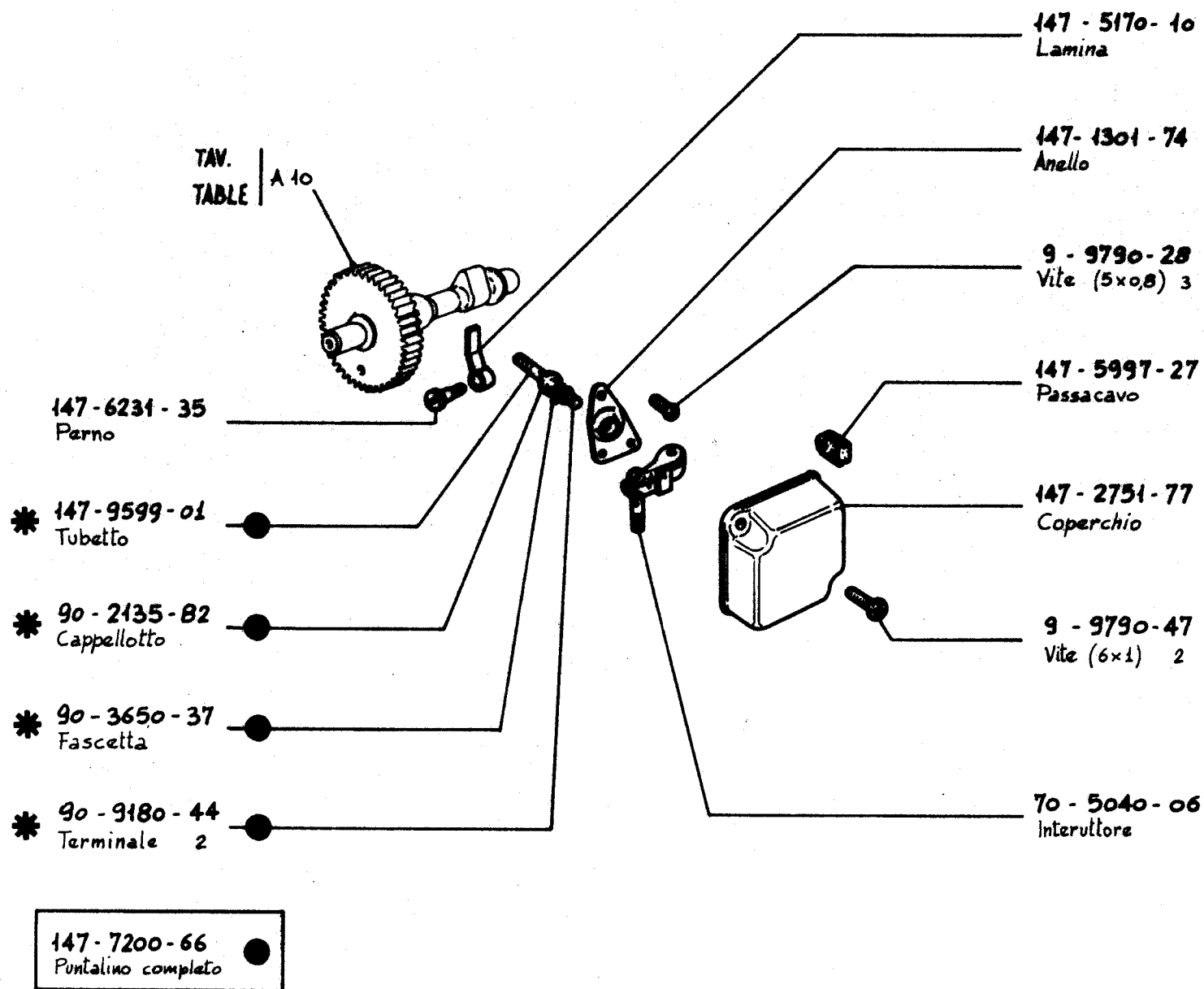
6019-8510-48
Squadretta

A Per carburatori con comando
starter a distanza.

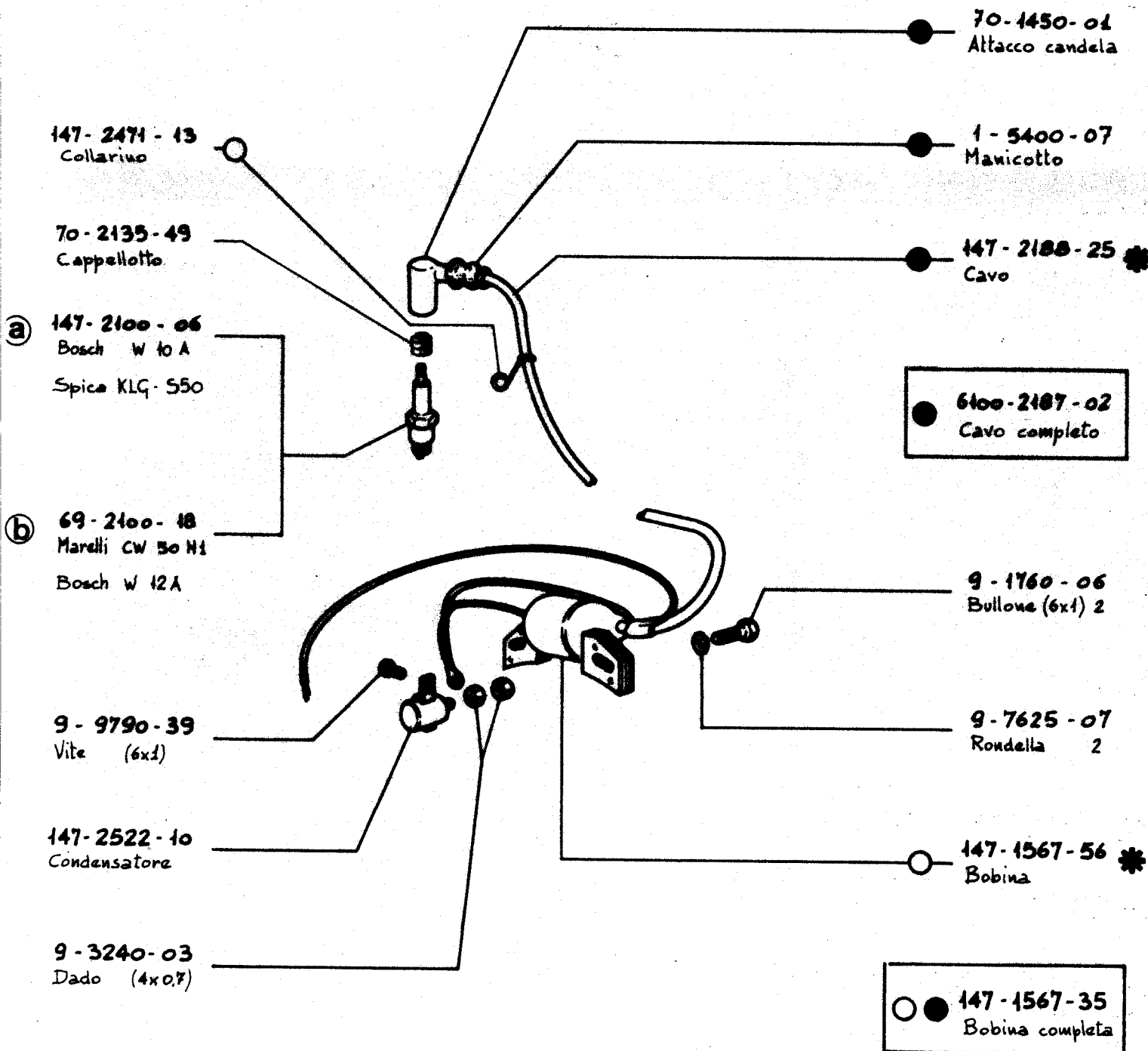
A Pour carburateurs avec commande
starter à distance.

A For carburetors with remote
starter control.

MOTORE MOTEUR ENGINE	SERIE IM	COMPLESSIVO GROUPE ASSEMBLY	NON FORNITO SCIOLTO * NON LIVRE SEPARÉMENT NOT SUPPLIED SEPARATELY
CARBURATORE CARBURATEUR CARBURETOR			TAVOLA TABLE
			85
			DATA DATE
			7-83



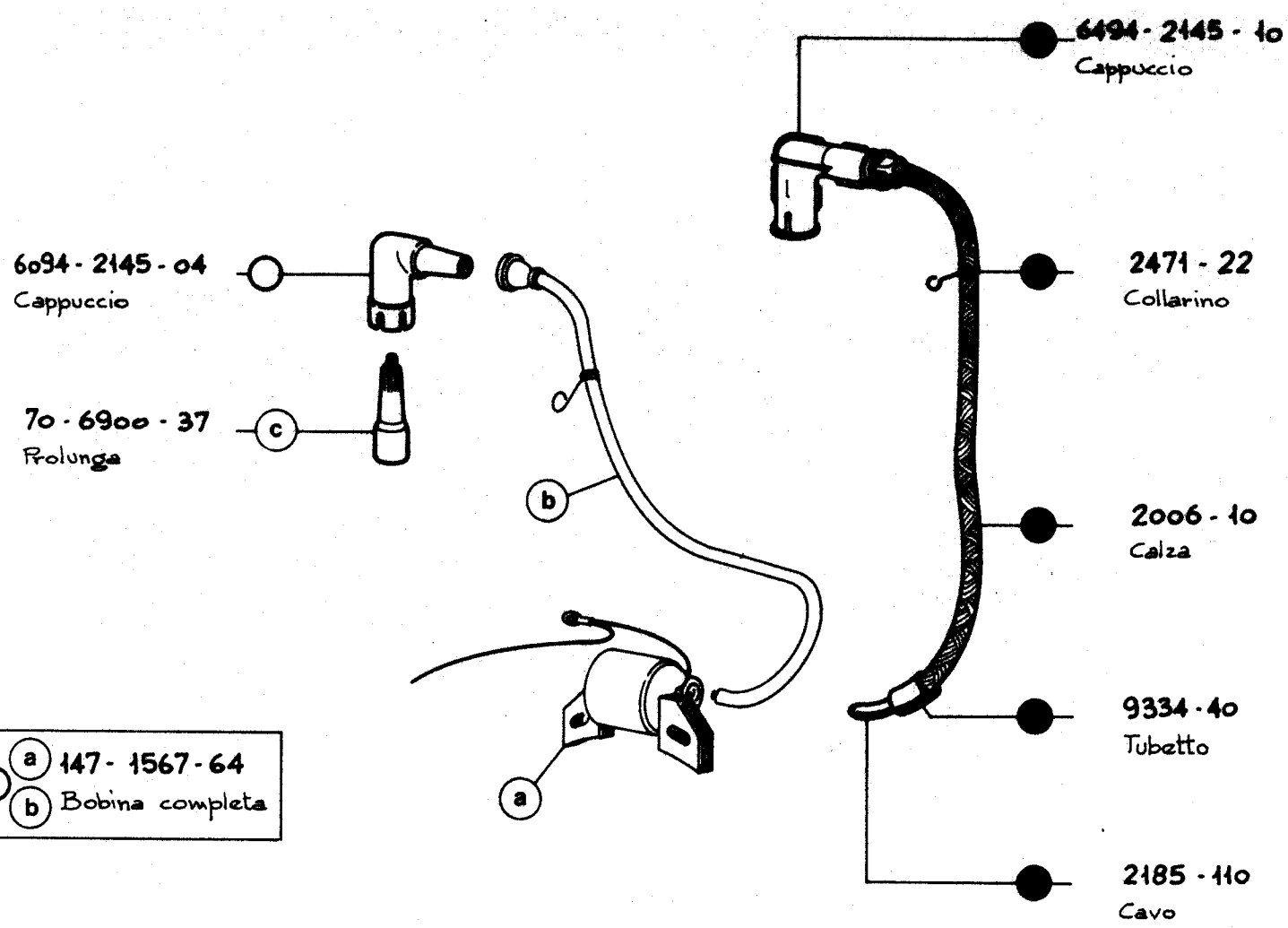
MOTORE MOTEUR ENGINE	SERIE IM	COMPLESSIVO GROUPE ASSEMBLY	NON FORNITO SCIOLTO * NON LIVRE SEPAREMENT NOT SUPPLIED SEPARATELY	
IMPIANTO ACCENSIONE SYSTEME D'ALLUMAGE IGNITION SYSTEM			TAVOLA TABLE	86
			DATA DATE	7 - 83



NOTE REMARQUES REMARKS	- Candele per alimentazione a benzina . (a) - Bougies pour alimentation à essence . - Spark plugs gasoline fueling .		- Candele per alimentazione a petrolio . (b) - Bougies pour alimentation à pétrole . - Spark plugs Kerosene fueling .	
MOTORE MOTEUR ENGINE	SERIE IM	COMPLESSIVO GROUPE ASSEMBLY		NON FORNITO SCIOLTO * NON LIVRE SEPARÉMENT NOT SUPPLIED SEPARATELY
IMPIANTO ACCENSIONE SYSTEME D'ALLUMAGE IGNITION SYSTEM				TAVOLA TABLE 87 DATA DATE 7 - 83



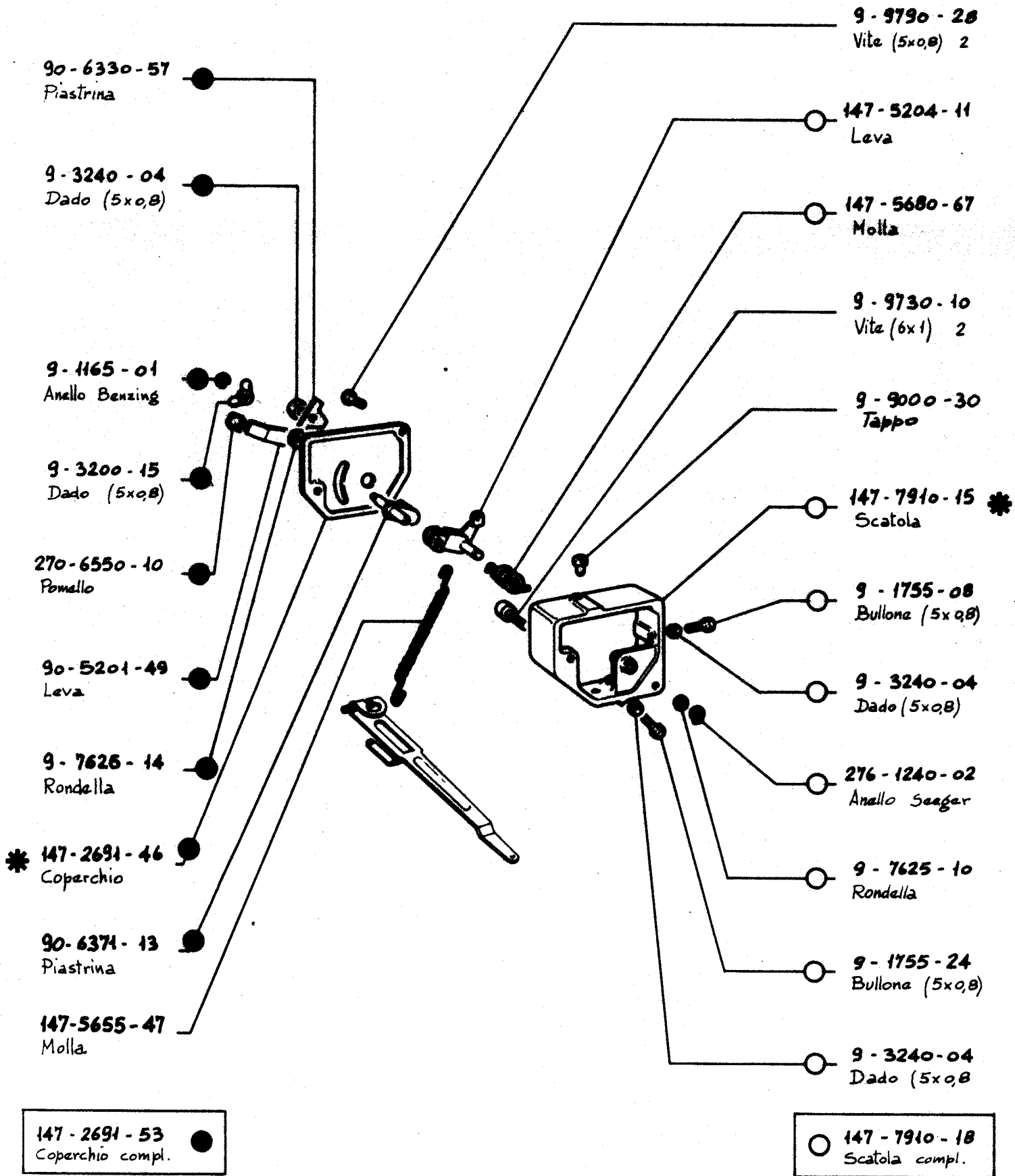
● 1567 - 68
a Bobina completa



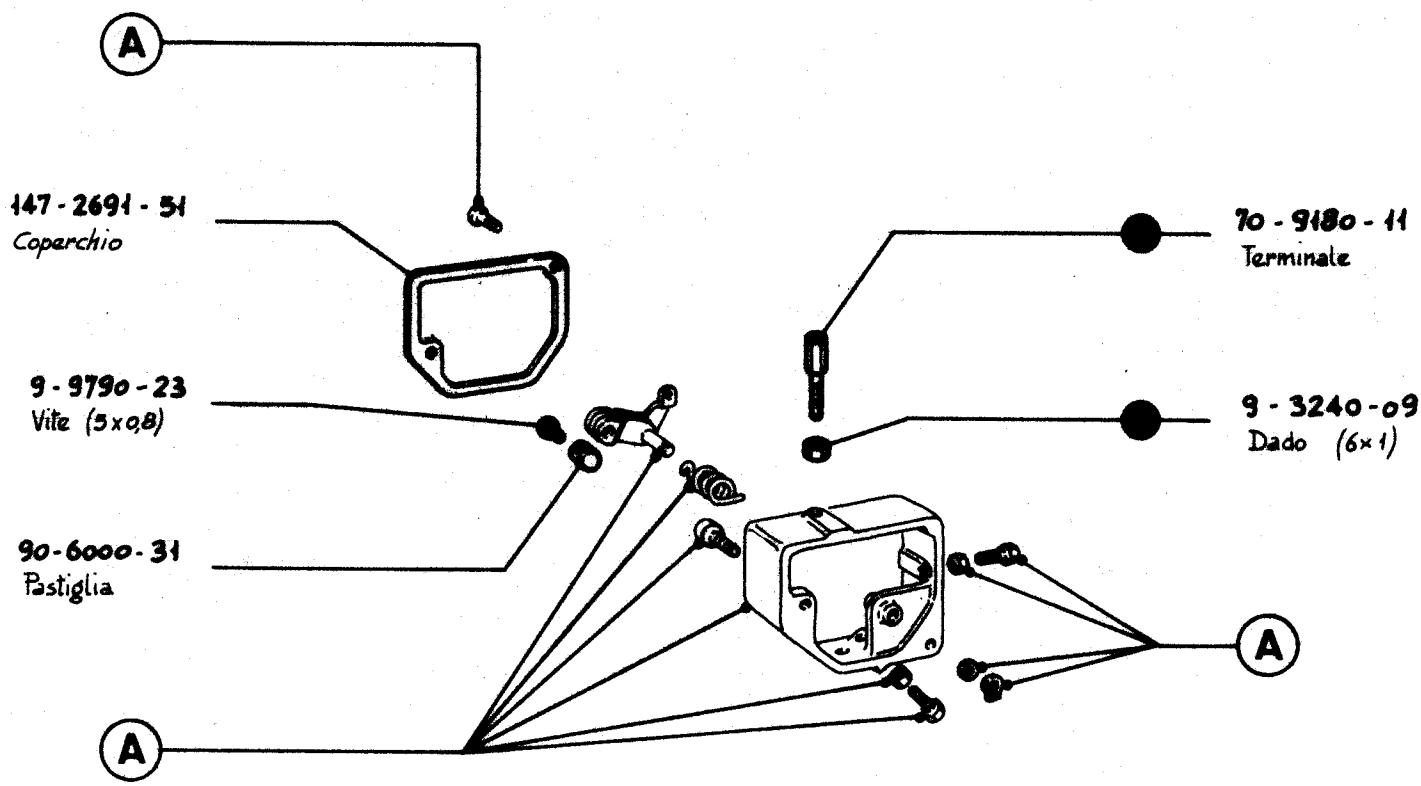
a	- Per motore senza serbatoio . - Pour moteur sans réservoir. K. 9998 - 129 b	- For engine without fuel tank.
c	- Per motore con serbatoio . - Pour moteur avec réservoir. K. 9994 - 09 - For engine with fuel tank.	

● - Speciale per motore senza serbatoio .
a - Special pour moteur sans réservoir. K. 9999 - 668
- Special for engine without fuel tank.

MOTORE MOTEUR ENGINE	SERIE IM	COMPLESSIVO GROUPE ASSEMBLY	NON FORNITO SCIOLTO * NON LIVRE SEPARÉMENT NOT SUPPLIED SEPARATELY
SCHERMATURA BLINDAGE SHIELD			TAVOLA TABLE 88
			DATA DATE 7 - 83

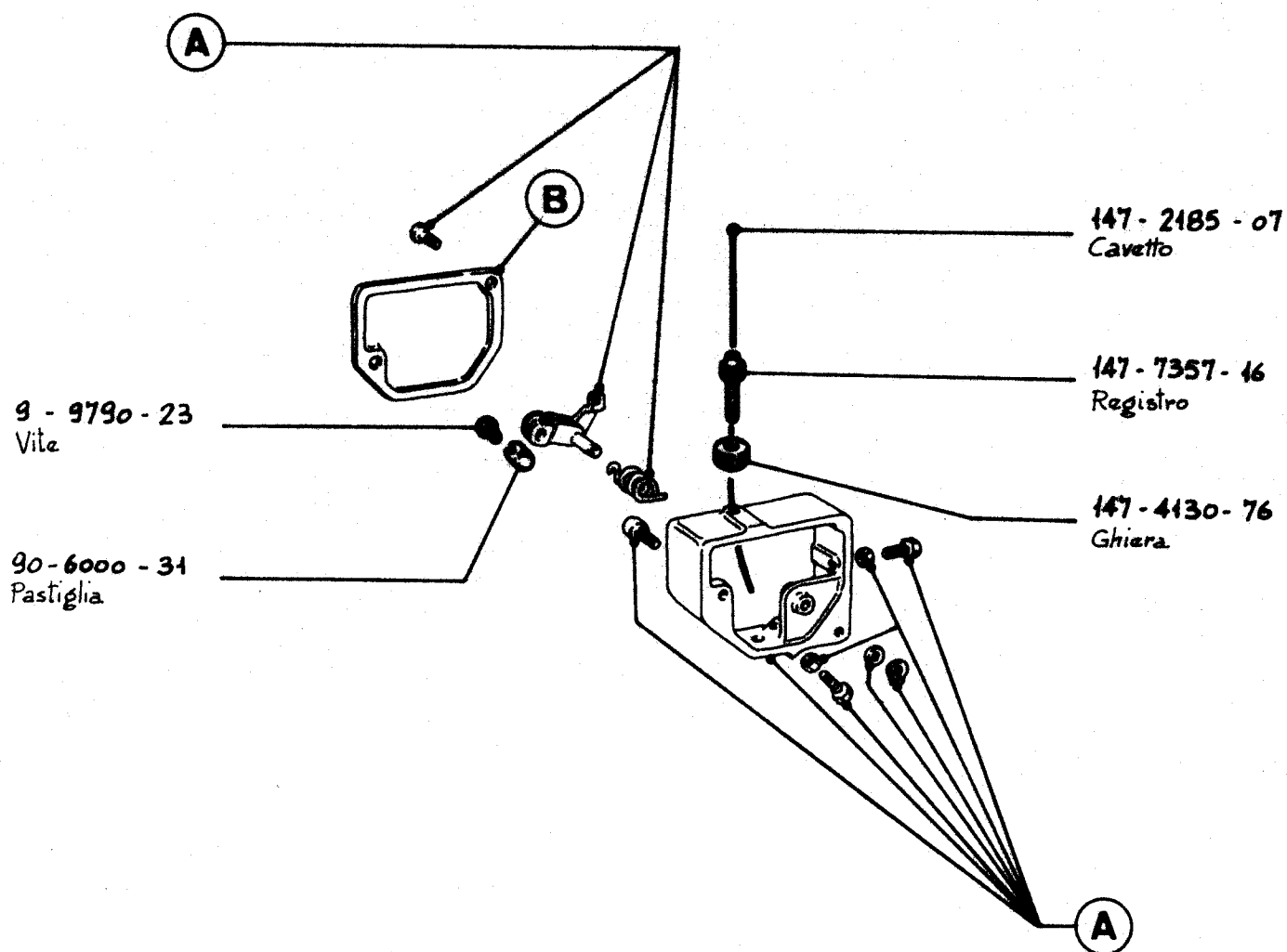


MOTORE MOTEUR ENGINE	SERIE	IM	COMPLESSIVO GROUPE ASSEMBLY	NON FORNITO SCIOLTO * NON LIVRE SEPARMENT NOT SUPPLIED SEPARATELY
COMANDO ACCELERATORE A MANO COMMANDE ACCEL. A MAIN HAND THROTTLE CONTROL				TAVOLA TABLE
				89
				DATA DATE
				7-83

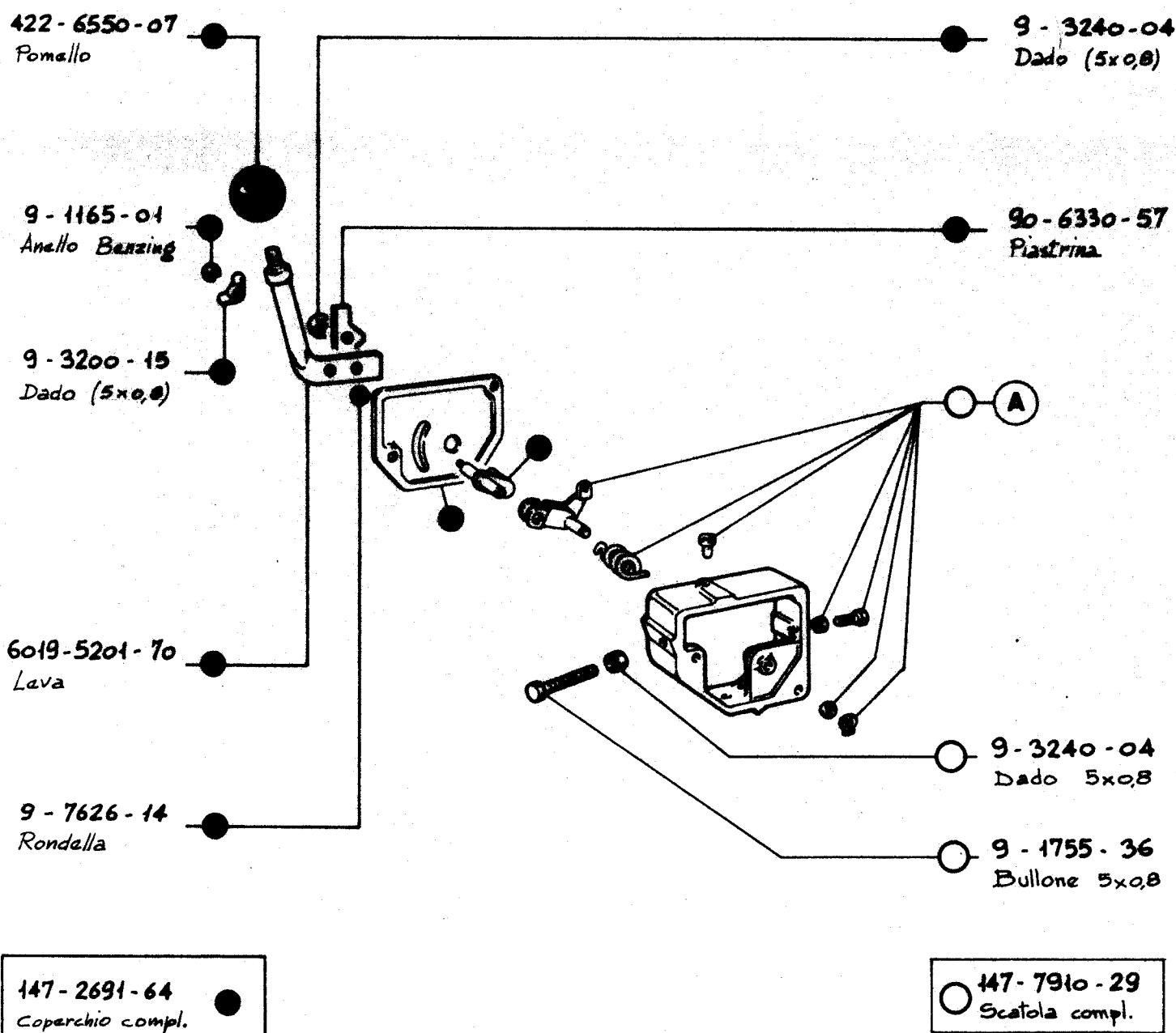


A 147.7910.19
● Scatola completa

NOTE					
REMARQUES					
REMARKS					
<div><div>A</div><div>- Vedi tavola comando a mano</div><div>- Voir table comm. accelerat. a main B9</div><div>- See table hand throttle control</div></div>					
MOTORE MOTEUR ENGINE		SERIE IM		COMPLESSIVO GROUPE ASSEMBLY	
				NON FORNITO SCIOLTO * NON LIVRE SEPAREMENT NOT SUPPLIED SEPARATELY	
Comando accel. a distanza		Commande accel. à distance		Remote throttle control	
				K.9993-31	
				TAVOLA TABLE	
				B 10	
				DATA DATE	
				7 - 83	



NOTE REMARQUES REMARKS	(A) - Vedi tavola comando acc. a mano - Voir table comm. acceler. à main B 9 - See table hand throttle control			(B) - Vedi Tav. - Voir Table B 10 - See Table	
	MOTORE MOTEUR ENGINE	SERIE IM	COMPLESSIVO GROUPE ASSEMBLY	NON FORNITO SCIOLTO * NON LIVRE SEPARÈMENT NOT SUPPLIED SEPARATELY	
COMANDO ACCEL. CON VITE MICROMETRICA COMMANDE ACC. AVEC VIS MICROMETRIQUE THROTTLE CONTROL WITH MICROMETRIC SCREW				TAVOLA TABLE	B 11
				DATA DATE	7 - 83



NOTE REMARQUES REMARKS		(A) - Vedi Tavola - Voir Table B9 - See Table	
MOTORE MOTEUR ENGINE	SERIE IM	COMPLESSIVO GROUPE ASSEMBLY	NON FORNITO SCIOLTO * NON LIVRE SEPARMENT NOT SUPPLIED SEPARATELY
COMANDO ACCEL. PER MOTORE CON AVV. ELETTR. MOT. COMMANDE ACC. POUR MOTEUR AVEC DEM. ELEC. DEM/UR THROTTLE CONTROL FOR ENGINE WITH ELECT. STAR. MOT.			TAVOLA TABLE 812
			DATA DATE 7 - 83



422-6550-07
Pomello

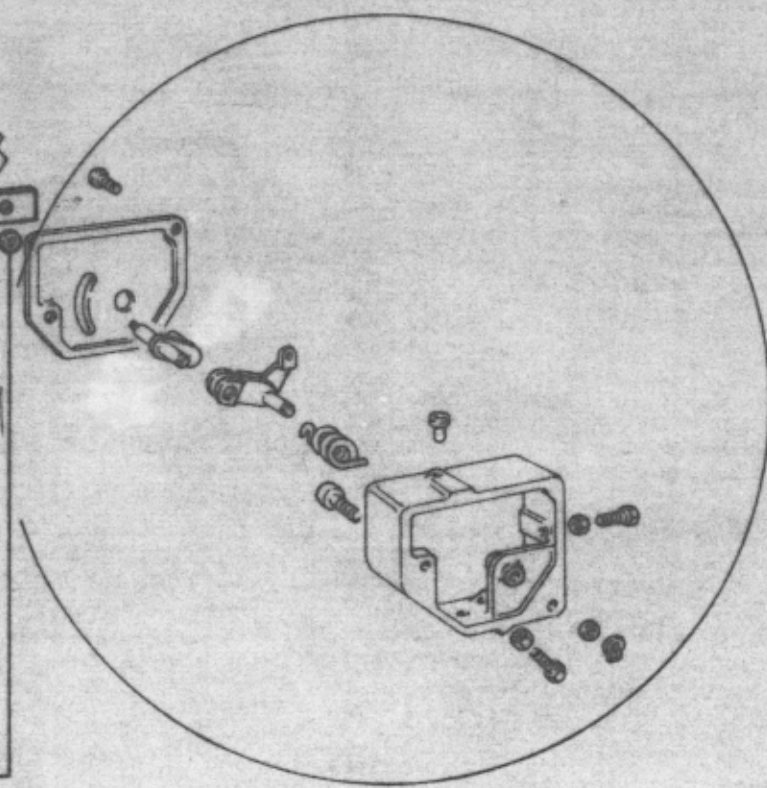
6019-7670-89
Rondella

6630-5590-15
Molla

9-3240-04
Dado (5x0,8)

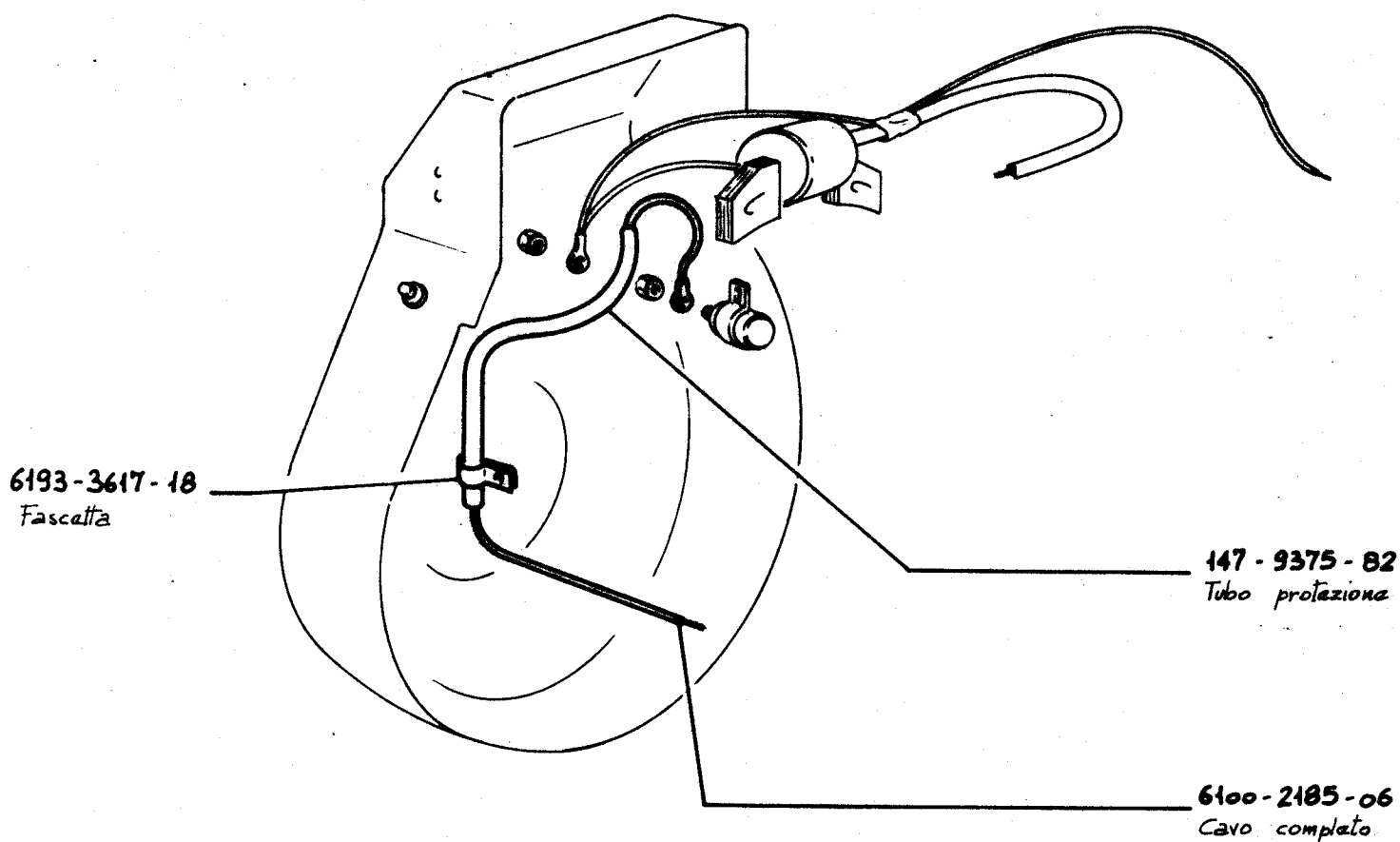
6019-5201-70
Lava

9-7626-14
Rondella



A

NOTE					
REMARQUES	(A)	- Vedi Tavola	B 9		
REMARKS		- Voir Table			
		- See Table			
MOTORE MOTEUR ENGINE	SERIE IM		COMPLESSIVO GROUPE ASSEMBLY	NON FORNITO SCIOLTO * NON LIVRE SEPAREMENT NOT SUPPLIED SEPARATELY	
COMANDO ACCELER. A MANO (MARINO) COMMANDE ACC. A MAIN (MARIN) HAND THROTTLE CONTROL (MARINE)			K.9995-09	TAVOLA TABLE	B 13
				DATA DATE	7 - 83



MOTORE MOTEUR ENGINE	SERIE IM	COMPLESSIVO GROUPE ASSEMBLY	NON FORNITO SCiolTO * NON LIVRE SEPAREMENT NOT SUPPLIED SEPARATELY		
Comando stop a distanza, lato acceleratore	Commande stop à distance, côté comm. acc.	Remote stop control, throttle contr. side	K 9996-31	TAVOLA TABLE	814
				DATA DATE	7-83



1

158-2151-70

IM 350

147-2151-71

IM 250

155-2151-72

IM 300

Carburatore

6019-6085-22

Perno

9-7625-02

Rondella

9-2800-46

Copiglia

6019-3526-86

Distanziale

6019-8903-16

Supporto

9-1760-14

Bullone 6x1

70-9180-47

Terminale

9-3240-19

Dado 8x1,25

2

158-2151-70

IM 350

147-2151-71

IM 250

155-2151-72

IM 300

Carburatore

6019-6085-22

Perno

147-7870-16

Scatola filtro

9-3240-19

Dado 8x1,25

70-9180-47

Terminale

9-7625-02

Rondella

9-2800-46

Copiglia

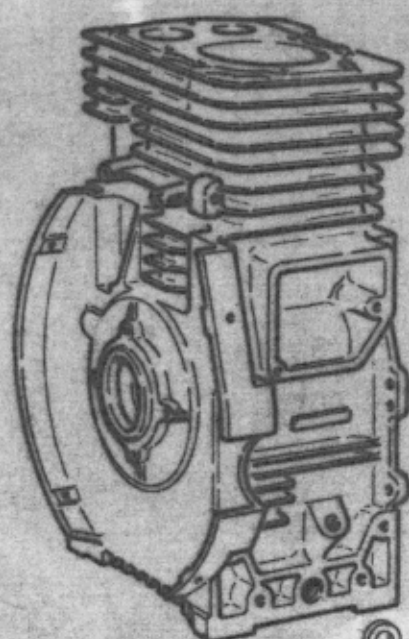
1

- Per motore con filtro aria a bagno d'olio .
- Pour moteur avec filtre à air à bain d'huile .
- For engine with oil bath air cleaner.

2

- Per motore con filtro aria a secco .
- Pour moteur avec filtre à air à sec .
- For engine with dry air cleaner.

MOTORE MOTEUR ENGINE	SERIE IM	COMPLESSIVO GROUPE ASSEMBLY	NON FORNITO SCIOLTO * NON LIVRE SEPARÉMENT NOT SUPPLIED SEPARATELY							
COMANDO STARTER A DISTANZA COMMANDE STARTER A DISTANCE REMOTE STARTER CONTROL			<table><tr><td>①</td><td>9995-12 (IM 350) K. 9996-60 (IM 250) 9996-61 (IM 300)</td><td>TAVOLA TABLE</td><td rowspan="2">C1</td></tr><tr><td>②</td><td>9998-218 (IM 250) K. 9998-219 (IM 300) 9998-220 (IM 350)</td><td>DATA DATE</td></tr></table>	①	9995-12 (IM 350) K. 9996-60 (IM 250) 9996-61 (IM 300)	TAVOLA TABLE	C1	②	9998-218 (IM 250) K. 9998-219 (IM 300) 9998-220 (IM 350)	DATA DATE
①	9995-12 (IM 350) K. 9996-60 (IM 250) 9996-61 (IM 300)	TAVOLA TABLE	C1							
②	9998-218 (IM 250) K. 9998-219 (IM 300) 9998-220 (IM 350)	DATA DATE								
			7-83							



90-9542-06
Tubetto

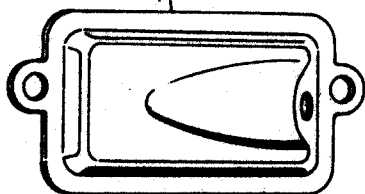
260-4670-13
Guarnizione

26-8965-01
Tappo

MOTORE MOTEUR ENGINE	SERIE IM	COMPLESSIVO GROUPE ASSEMBLY	NON FORNITO SCIOLTO * NON LIVRE SEPAREMENT NOT SUPPLIED SEPARATELY
PROLUNGA SCARICO OLIO RALLONGE DECHARGE HUILE OIL DRAIN EXTENSION			TAVOLA TABLE
K. 9979 - 27			C 2
			DATA DATE
			7 - 83

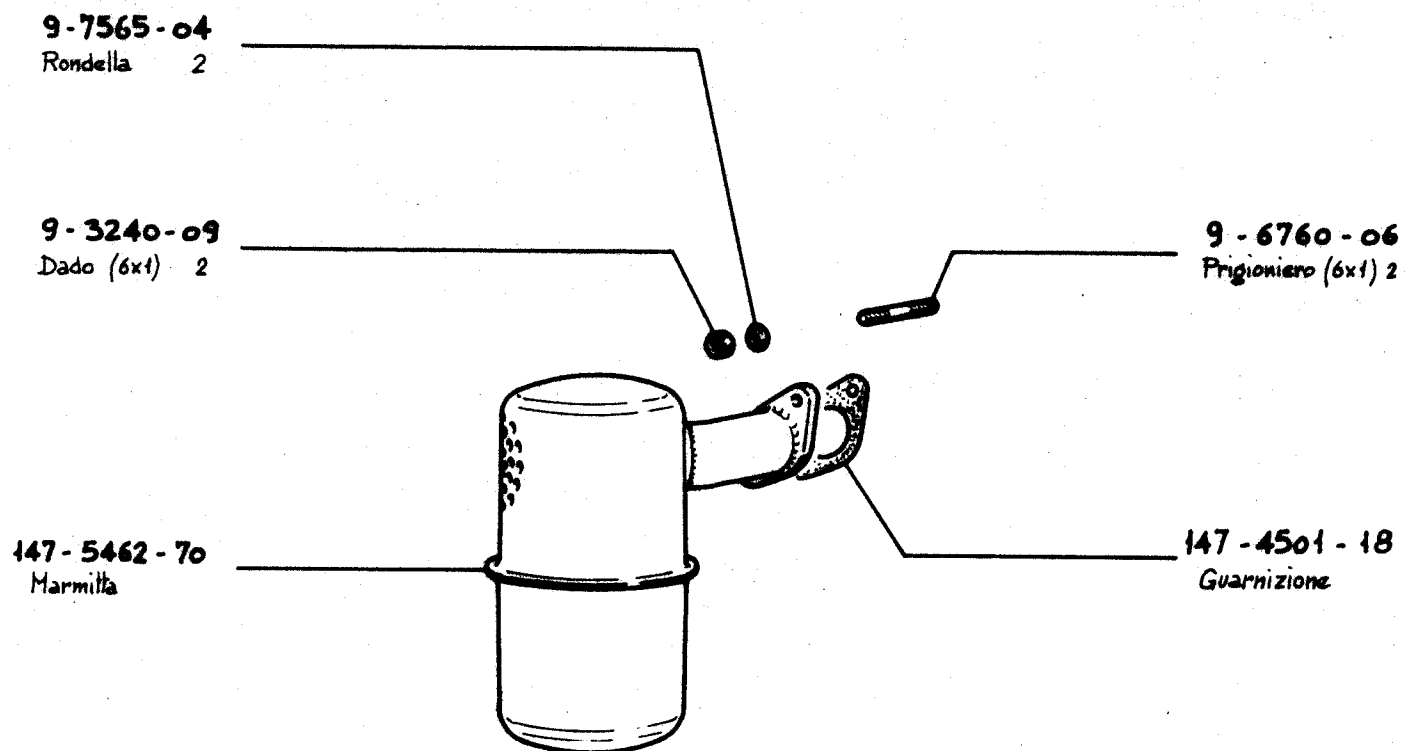


TAV. A3



147-9580 - 18
Tubetto

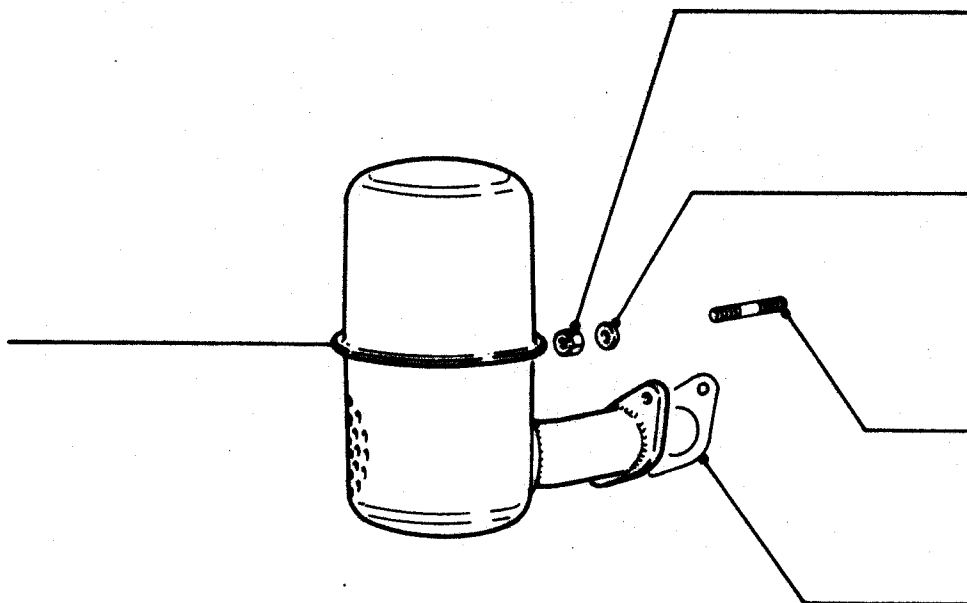
MOTORE MOTEUR ENGINE	SERIE IM	COMPLESSIVO GROUPE ASSEMBLY	NON FORNITO SCOLTO * NON LIVRE SEPARMENT NOT SUPPLIED SEPARATELY	
SFIATO RENIFLARD BREATHER			TAVOLA TABLE	C3
			DATA DATE	7 - 83



MOTORE MOTEUR ENGINE	SERIE IM	COMPLESSIVO GROUPE ASSEMBLY	NON FORNITO SCIOLTO * NON LIVRE SEPAREMENT NOT SUPPLIED SEPARATELY	
MARMITTA SCARICO STANDARD POT D'ÉCHAPPEMENT STANDARD STANDARD EXHAUST MUFFLER			TAVOLA TABLE	C 4
			DATA DATE	7 - 83



147 - 5462 - 77
Marmitta



TAV. C4
TABLE


MOTORE MOTEUR ENGINE	SERIE IM	COMPLESSIVO GROUPE ASSEMBLY	NON FORNITO SCIOLTO * NON LIVRE SEPAREMENT NOT SUPPLIED SEPARATELY	
MARMITTA MOTOCOLTIVATORE POT MOTOCULTEUR MUFFLER MOTOR TILLER			TAVOLA TABLE	C5
			DATA DATE	7 - 83



6927-58
Protezione

①

5460-101
Marmitta



9-1770-01
Bullone (8x1,25)-3

9-7625-05
Rondella 3

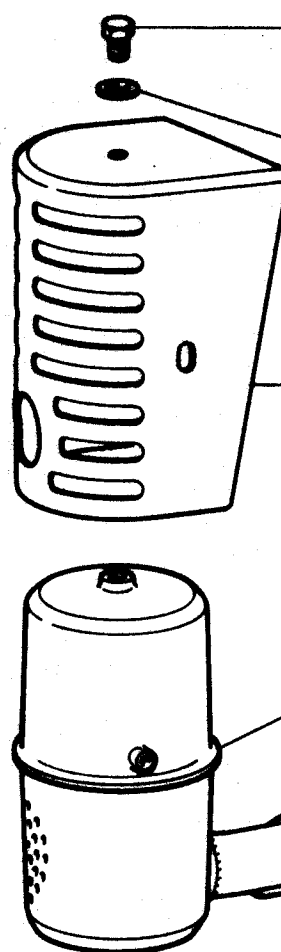
9-1770-01
Bullone (8x1,25)-3

9-7625-05
Rondella 3

6927-57
Protezione

②

5460-100
Marmitta



- Per versione standard .

- Per versione motocoltivatore .

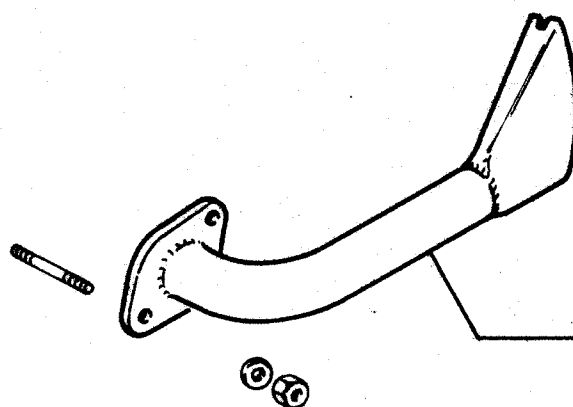
① - Pour version standard .

② - Pour version motoculteur .

- For standard version.

- For motor tiller version.

MOTORE MOTEUR ENGINE	SERIE IM	COMPLESSIVO GROUPE ASSEMBLY	NON FORNITO SCIOLTO * NON LIVRE SEPAREMENT NOT SUPPLIED SEPARATELY
MARMITTE CON PROTEZIONE POT D'ECHAPPEMENT AVEC PROTECTION MUFFLER WITH GUARD			① 9998-224 TAVOLA TABLE C6
K. ② 9998-225			DATA DATE 7-83



6494-9542-07
Tubo scarico

MOTORE MOTEUR ENGINE	SERIE IM	COMPLESSIVO GROUPE ASSEMBLY	NON FORNITO SCIOLTO * NON LIVRE SEPAREMENT NOT SUPPLIED SEPARATELY	
TUBO SCARICO TUYAU D'ÉCHAPPEMENT EXHAUST PIPE			TAVOLA TABLE	C7
			DATA DATE	7 - 83



● ○ 147-1471-11
Autoavvolgente compl.

147-5801-20
Molla

147-1750-01
Bullone (4x0,7) 3

147-6366-04
Piastrina 3

147-6400-41
Piatello

147-3410-54
Dischetto

9-1240-04
Anello Seeger

147-2136-07
Cappello compl.

147-5680-64
Molla

90-5725-35
Molla

147-7100-53
Pulaggia

Ⓐ 147-8140-72
Serie accessori

9 9790-39
Vite (6x1) 4

○ 147-6205-04 *
Perno

○ 147-7950-97
Scatola compl.

147-1971-04
Bussola 2

147-2162-16
Carrucola 2

147-9790-86
Vite (6x1) 2

147-7950-98
Scatola

90-4055-05
Funicella compl.

NOTE REMARQUES REMARKS				Vedi tavola Ⓐ Voir table G 11 See table
MOTORE MOTEUR ENGINE	SERIE IM	COMPLESSIVO GROUPE ASSEMBLY		NON FORNITO SCIOLTO * NON LIVRE SEPAREMENT NOT SUPPLIED SEPARATELY
AVVIATORE AUTOAVVOLGENTE LANCEUR A CABLE REWIND STARTER			K.9993-77	TAVOLA TABLE C8
				DATA DATE 7-83



158-2151-81

Carburatore IM350

147-2151-82

Carburatore IM250

155-2151-83

Carburatore IM300

90-4130-72

Ghiera

7260-16

Raccordo

155-4895-04

Gruppo aliment. IM300

158-4895-05

Gruppo aliment. IM350

147-4895-06

Gruppo aliment. IM250

9-9790-47

Vite 6x1

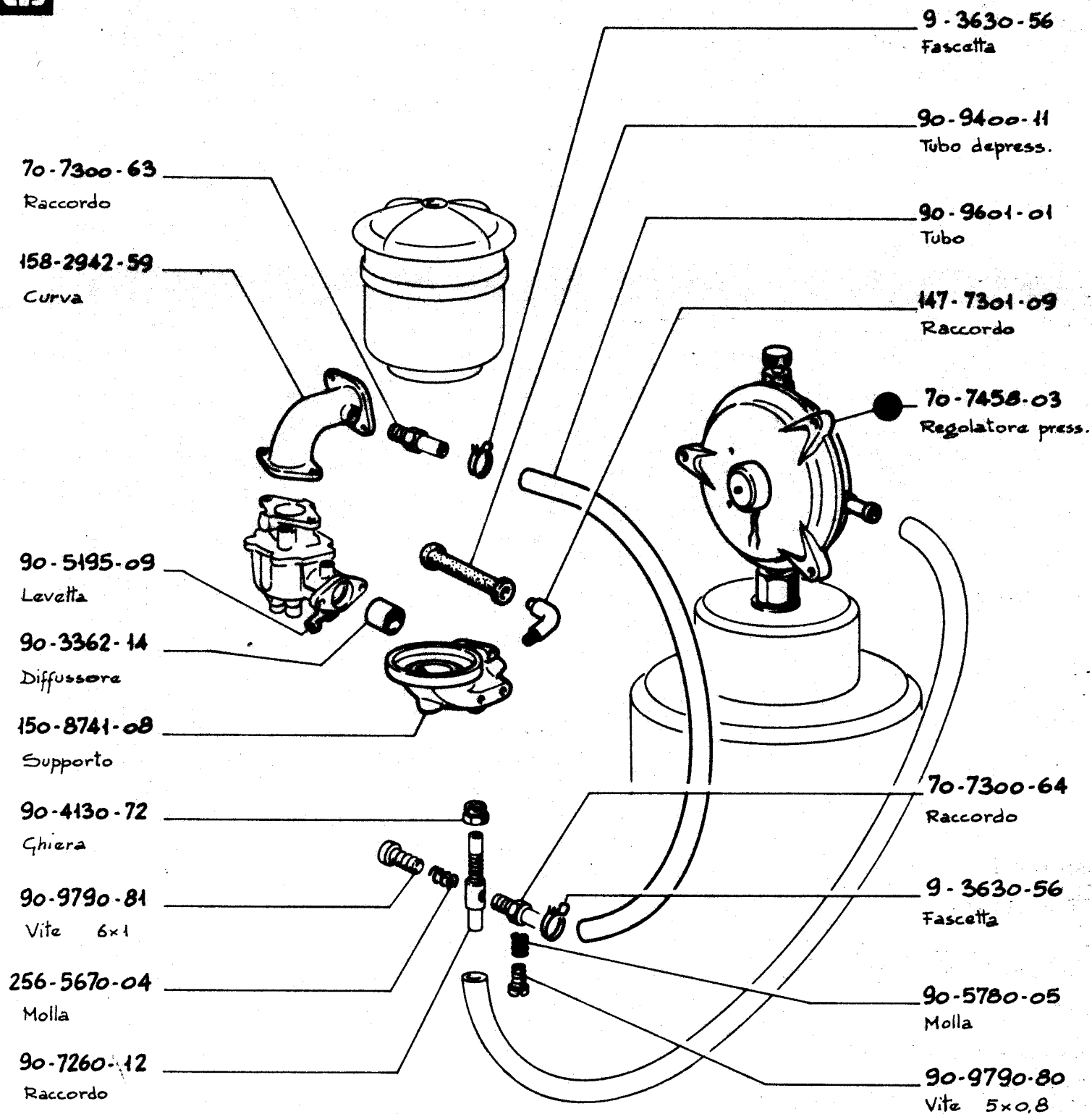
9-3240-06

Dado 6x1

70-7458-03

Regolatore press.

MOTORE MOTEUR ENGINE	SERIE IM	COMPLESSIVO GROUPE ASSEMBLY		<div>- Fornibile a richiesta. - Sur demande. - Optional.</div>
NUOVA ALIMENTAZIONE A GAS NOUVEAU ALIMENTATION GAZ NEW LIQUIFIED GAS FUELING			9998-203 IM 350 K. 9998-204 IM 300 9998-205 IM 250	<div>TAVOLA TABLE</div> <div>DATA DATE</div>
				C 9 7 - 83



- Fornibile a richiesta.

● - Sur demande.

- Optional.

MOTORE MOTEUR ENGINE	SERIE IM	COMPLESSIVO GROUPE ASSEMBLY	NON FORNITO SOLTTO * NON LIVRE SEPARMENT NOT SUPPLIED SEPARATELY
ALIMENTAZIONE A GAS (Vecchiotipo) ALIMENTATION A GAZ (Vieux type) LIQUIFIED GAS FUELING (Old type)			TAVOLA TABLE
K. 9989 - 55			C 10
			DATA DATE
			7 - 83

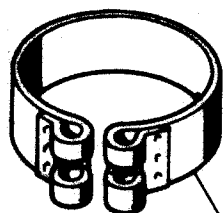
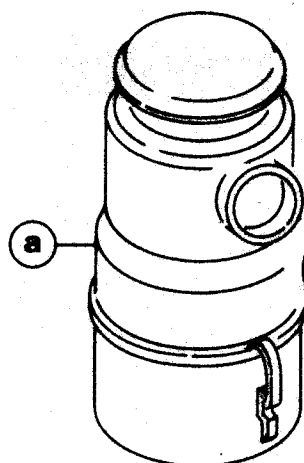


6182-8315-09

Spessore

9-3630-38

Fascella



254-1557-18

Blocchetto filettato

254-1557-07

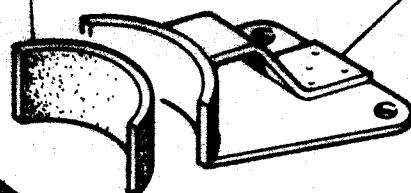
Blocchetto

9-9730-36

Vite E.I. - M8x1,25'

3615-59

Fascella




158-2151-68

Carburatore IM350

155-2151-67

Carburatore IM300



6182-8740-94

Supporto

6182-9345-80

Tubo



9-3630-38

Fascella

6182-2940-94

Curva

6182-2941-38

Curva

9-1760-15

Bullone (M6x1x45) 2

9-1760-06

Bullone (M6x1x20) 2

9-7555-04

Rondella 2

90-4470-10

Guarnizione

Non fornito

Non livre

Not supplied

Per motore IM 350

Pour moteur IM 350

For engine IM 350

Per motore IM 300 STAUB

Pour moteur IM 300 STAUB

For engine IM 300 (STAUB version)

MOTORE
MOTEUR
ENGINE

SERIE IM

COMPLESSIVO
GROUPE
ASSEMBLYNON FORNITO SCIOLTO
* NON LIVRE SEPARMENT
NOT SUPPLIED SEPARATELY

PREDISPOSIZIONE FILTRO ARIA SOPARIS

PREDISP. FILTRE A AIR SOPARIS

SOPARIS AIR CLEANER ADAPTER

b K.9996-66

c K.9996-22

TAVOLA
TABLE

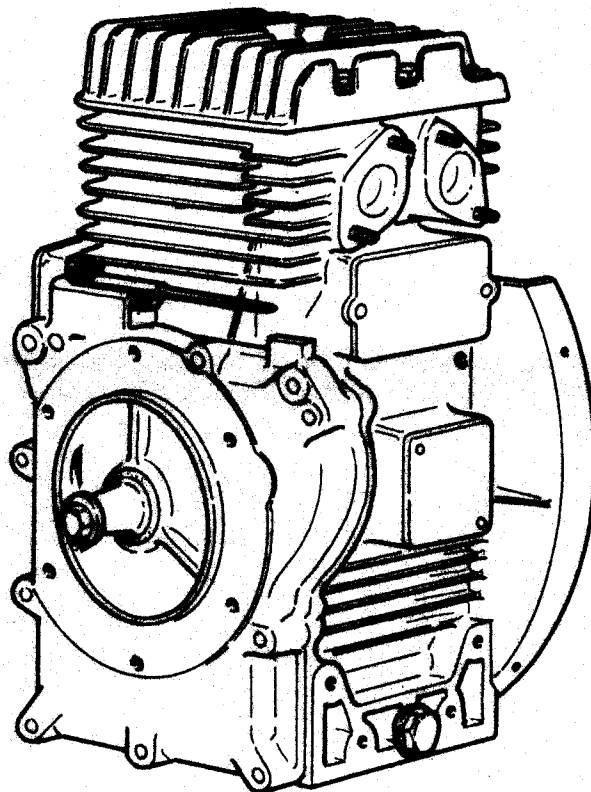
C11

DATA
DATE

7-83



Blocco motore IM 350
STD. 1560.228



Blocco motore
standard
-
Bloc moteur
standard
-
Short block
standard

1560 - 66
IM 350 - EXT. 4 B&S

1560 - 68
IM 250 - EXT. A3

1560 - 69
IM 300 - EXT. A3

147 - 1560 - 63
(IM 250)

155 - 1560 - 64
(IM 300)

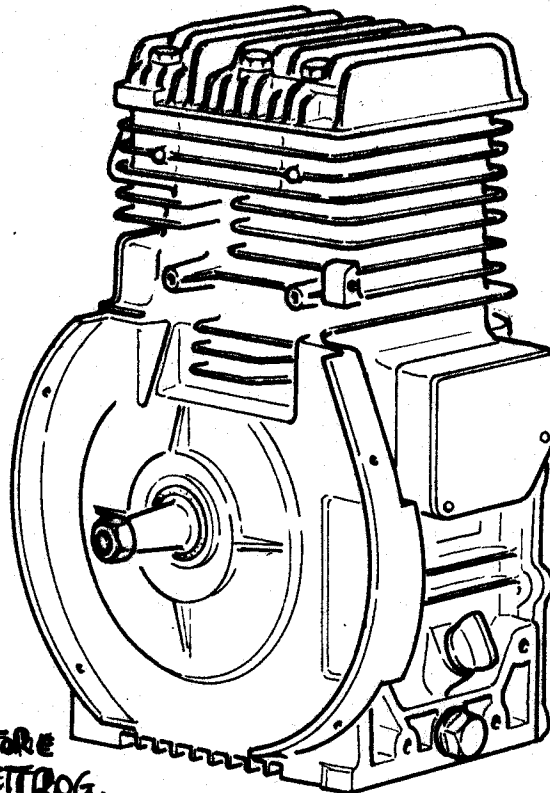
158 - 1560 - 65
(IM 350)

x avv. elettrico

1560.168

basamento

1514.054

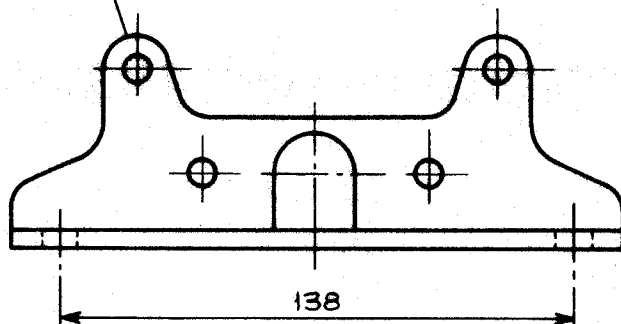


Blocco motore
1560 - 170 x Gruppo Elettrog.
(IM 350)

MOTORE MOTEUR ENGINE	SERIE IM	COMPLESSIVO GROUPE ASSEMBLY	NON FORNITO SCIOLTO * NON LIVRE SEPARMENT NOT SUPPLIED SEPARATELY	
BLOCCHI MOTORE BLOCS MOTEUR SHORT BLOCKS			TAVOLA TABLE	C 12
			DATA DATE	7 - 83

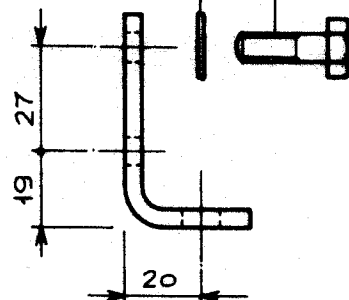


90-6427-06
Piede 2

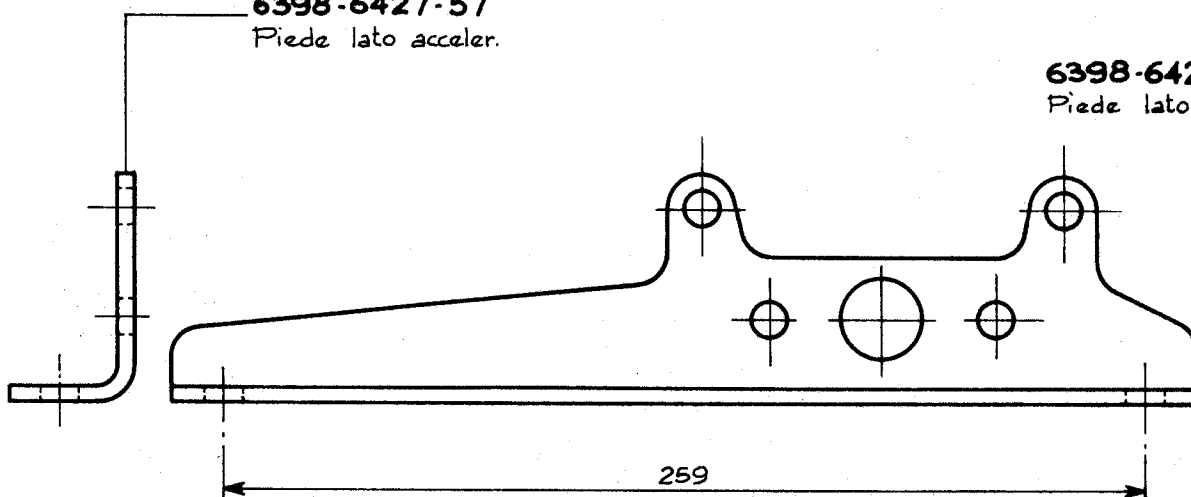


9-7565-07
Rondella 8

9-1770-02
Bullone 8



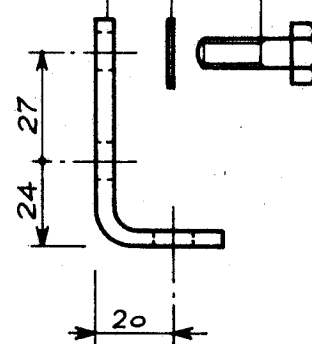
6398-6427-57
Piede lato acceler.



9-1770-02
Bullone 8

9-7565-07
Rondella 8

6398-6427-58
Piede lato carbur.



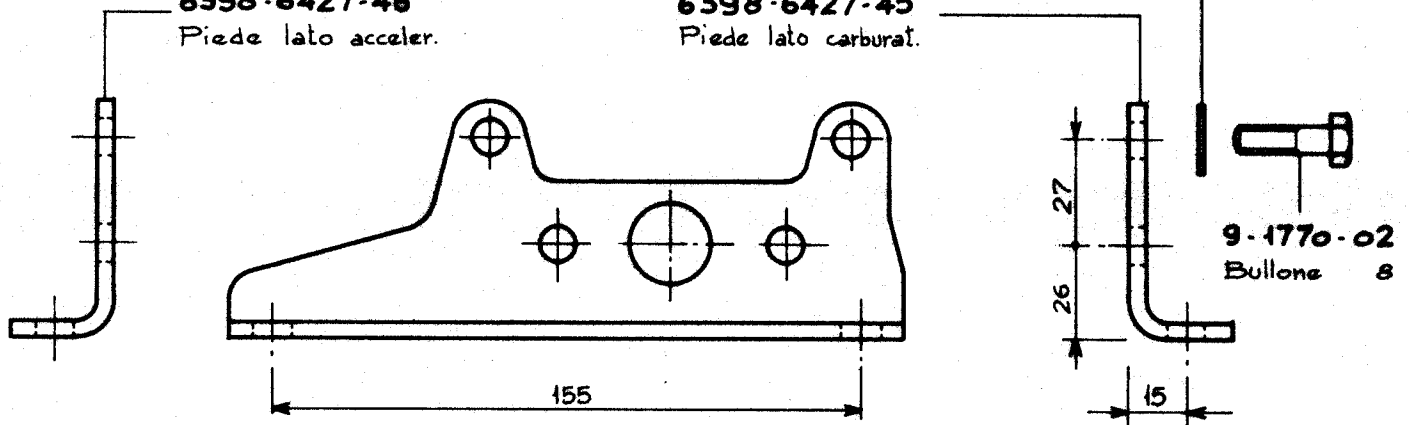
MOTORE MOTEUR ENGINE	SERIE IM	COMPLESSIVO GROUPE ASSEMBLY		NON FORNITO SCIOLTO * NON LIVRE SEPAREMENT NOT SUPPLIED SEPARATELY	
PIEDE STANDARD	PIED STANDARD	STAND. ENGINE MOUNT	K.9961-36	TAVOLA TABLE	C 13
PIEDE PER GRUPPO MOTOPOMPA	PIED POUR GROUPE MOTOPOMPE	ENGINE MOUNT FOR MOTORPUMP ASS. LY	K.9961-42	DATA DATE	
					7 - 83



9-7565-07
Rondella 8

6398-6427-46
Piede lato acceler.

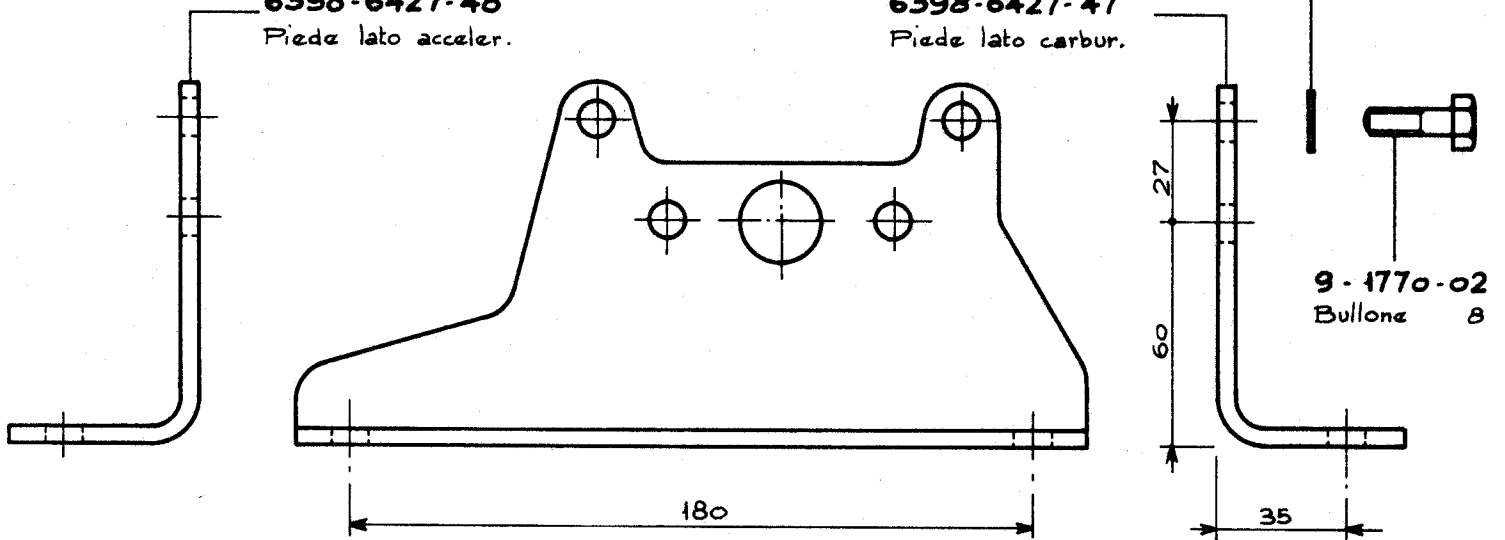
6398-6427-45
Piede lato carburat.



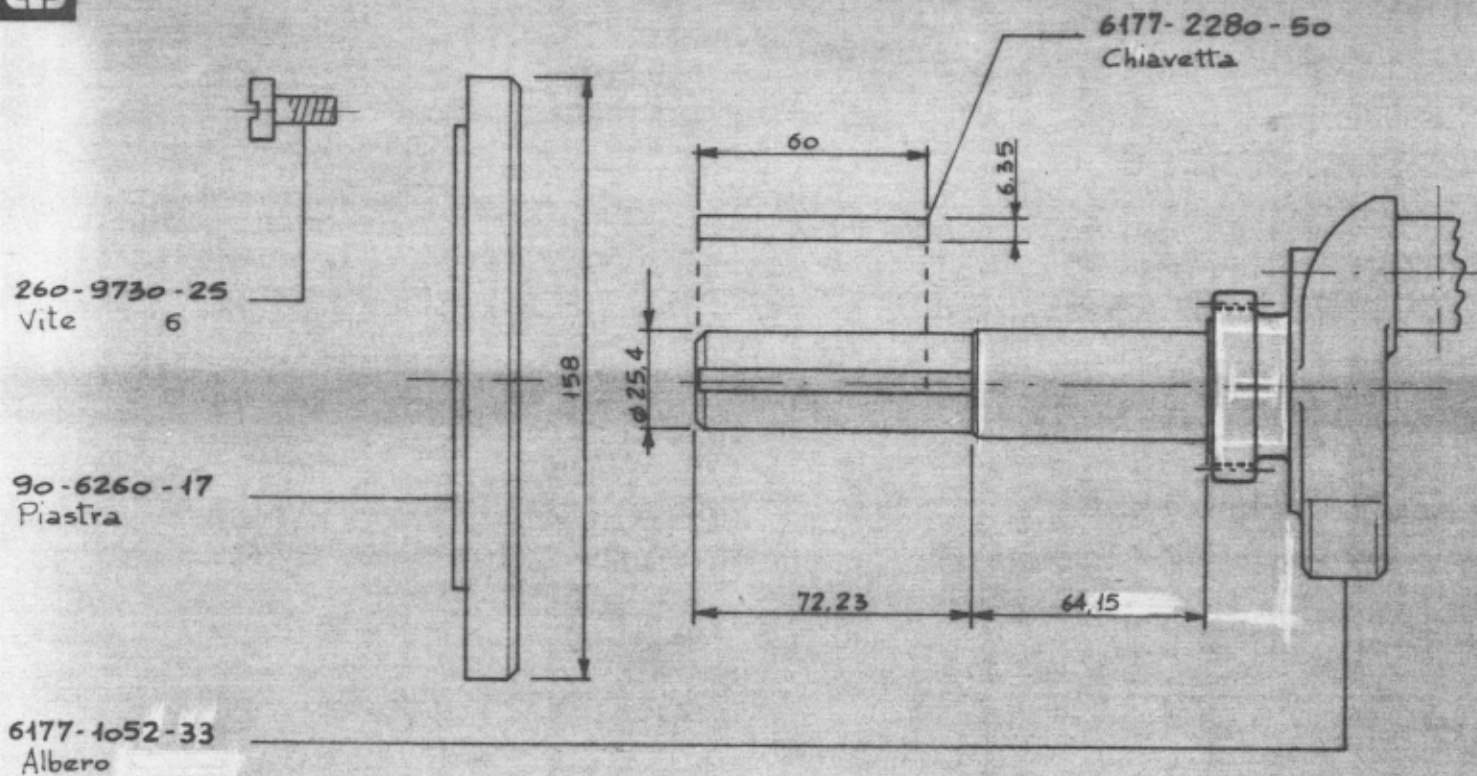
9-7565-07
Rondella 8

6398-6427-48
Piede lato acceler.

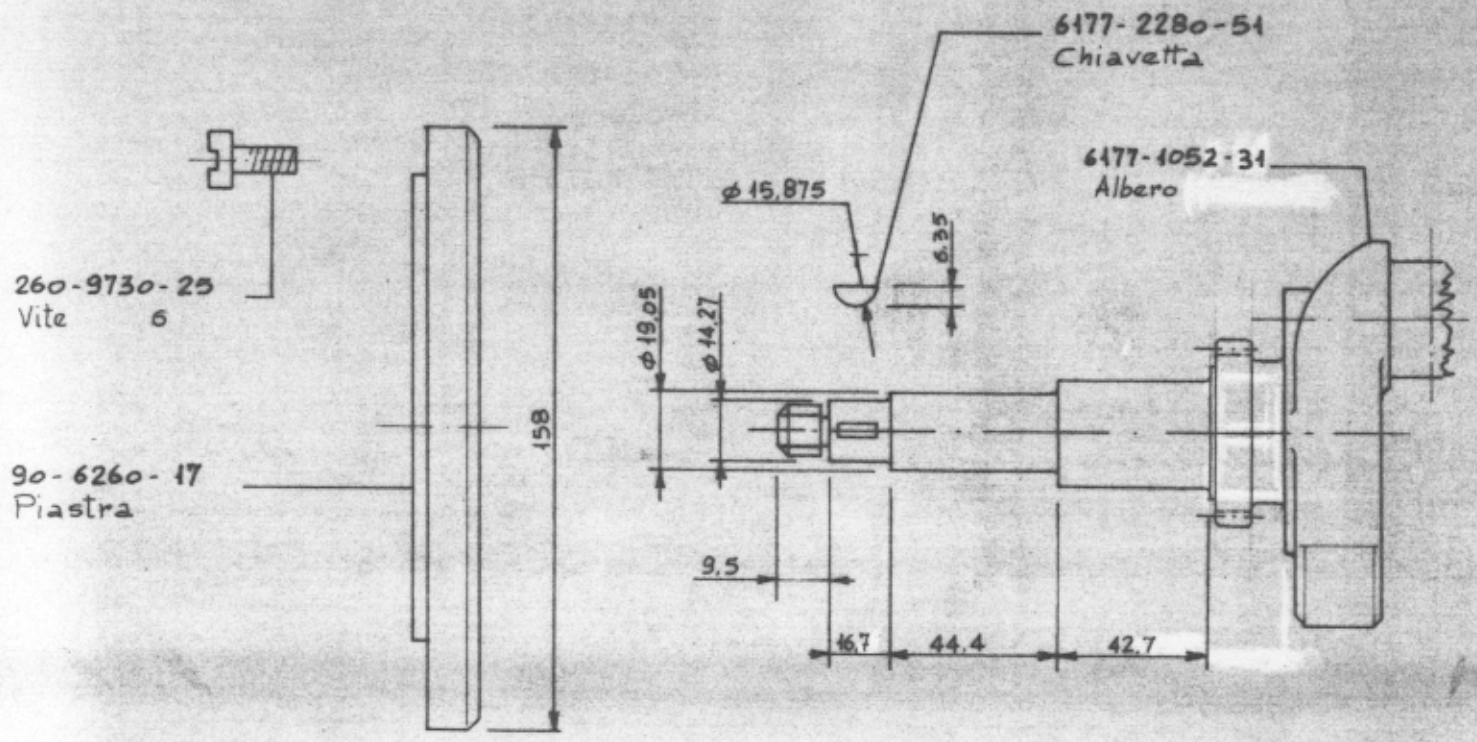
6398-6427-47
Piede lato carbur.



MOTORE MOTEUR ENGINE	SERIE IM	COMPLESSIVO GROUPE ASSEMBLY		NON FORNITO SCIOLTO * NON LIVRE SEPARMENT NOT SUPPLIED SEPARATELY	
PIEDE PER UNIFIC. FRANCIA 3	PIED POUR UNIFIC. FRANCE 3	ENGINE MOUNT FRANCE UNIF. 3	K.9961-37	TAVOLA TABLE	C 14
PIEDE PER UNIFIC. FRANCIA 4	PIED POUR UNIFIC. FRANCE 4	ENGINE MOUNT FRANCE UNIFIC. 4	K.9961-38	DATA DATE	

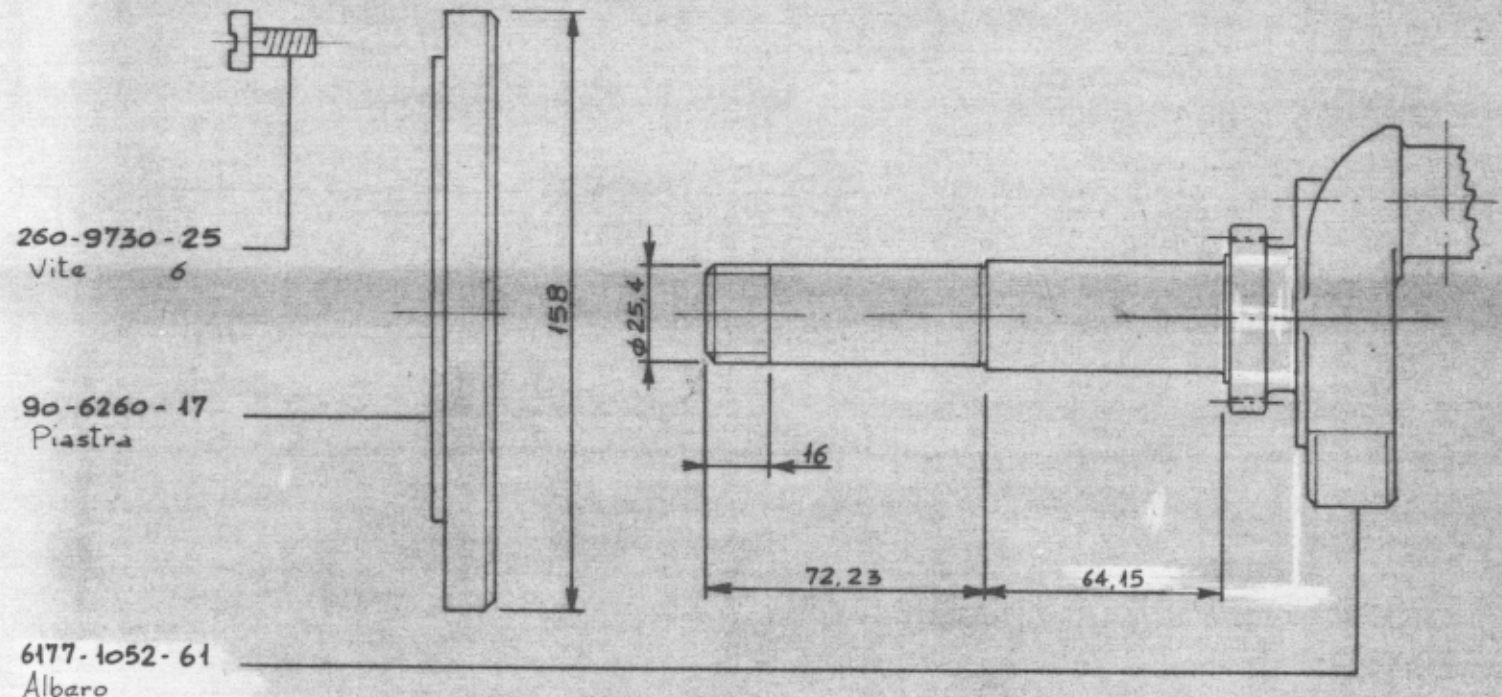


EXT. "4" SAE j 609a

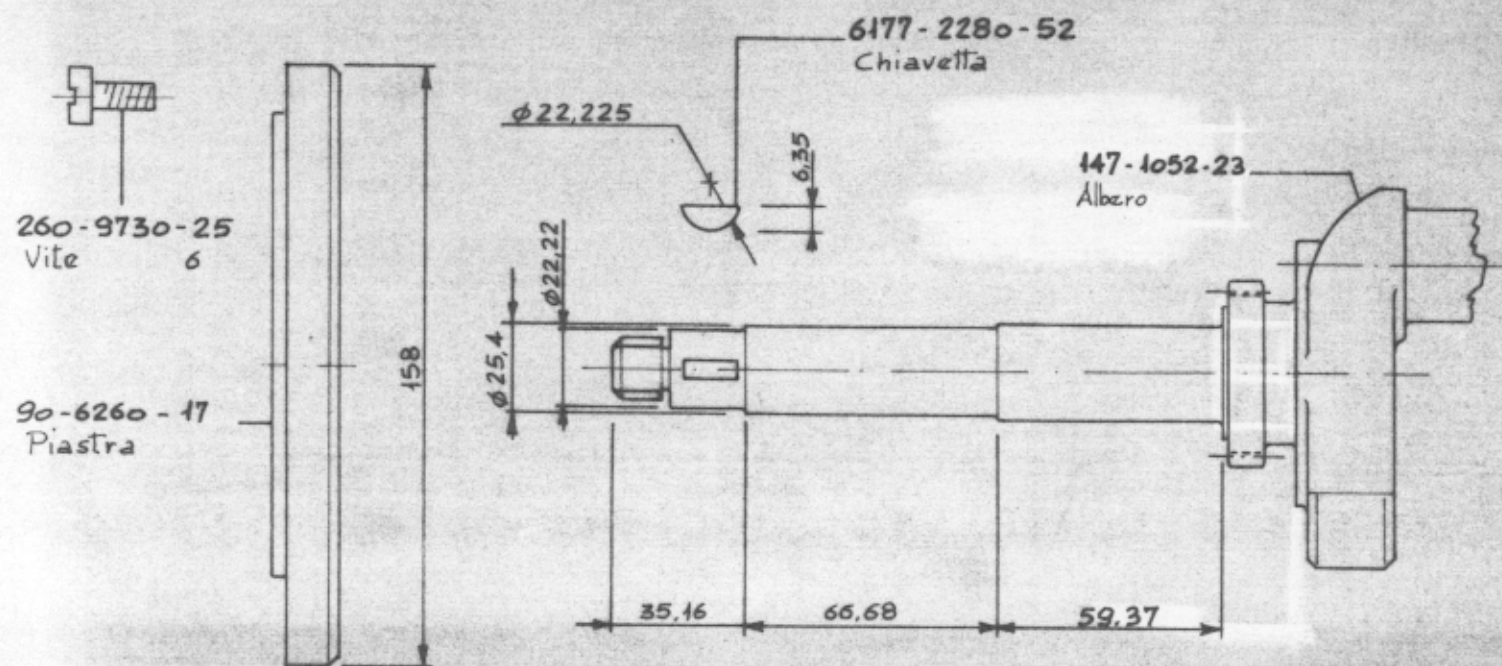


EXT. a3 B & S

MOTORE MOTEUR ENGINE	SERIE IM	COMPLESSIVO GROUPE ASSEMBLY	NON FORNITO SCIOLTO ✱ NON LIVRE SEPAREMENT NOT SUPPLIED SEPARATELY		
PRESE DI MOTO	Prises de force	Power take - offs	K.9995-05	TAVOLA TABLE	01
			K.9993-99	DATA DATE	

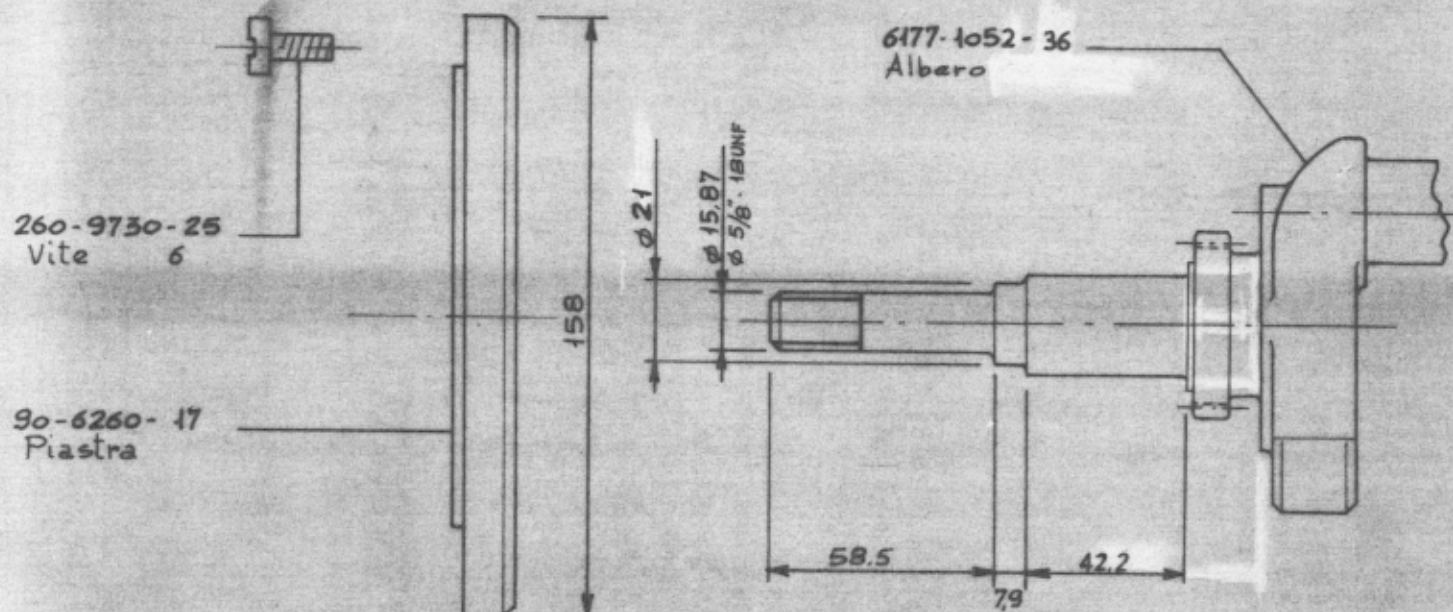


EXT. 9 SAE j 609a

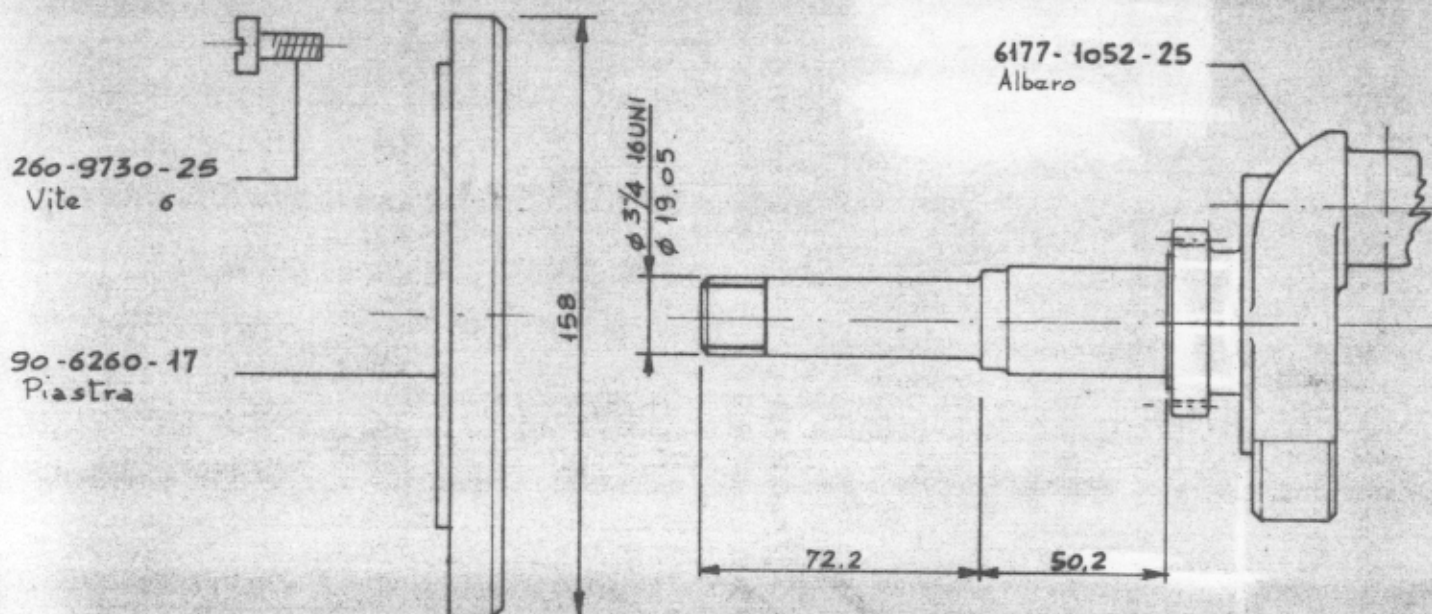


EXT. A3

MOTORE MOTEUR ENGINE	SERIE IM	COMPLESSIVO GROUPE ASSEMBLY	NON FORNITO SCIOLTO * NON LIVRE SEPAREMENT NOT SUPPLIED SEPARATELY		
PRESE DI MOTO	Prises de force	Power take-offs	K.9995-98	TAVOLA TABLE	02
			K.9993-97	DATA DATE	7 - 83

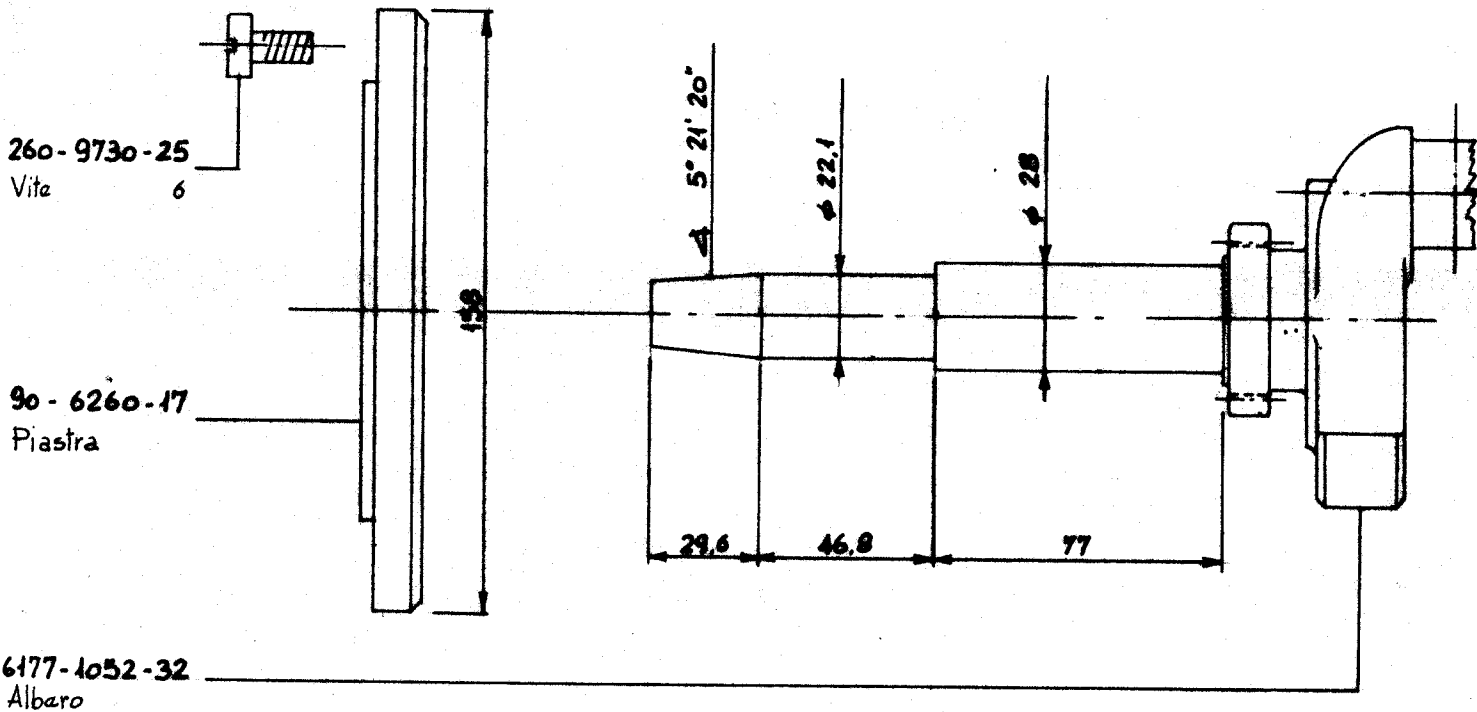


EXT. 7 SAE j 609a

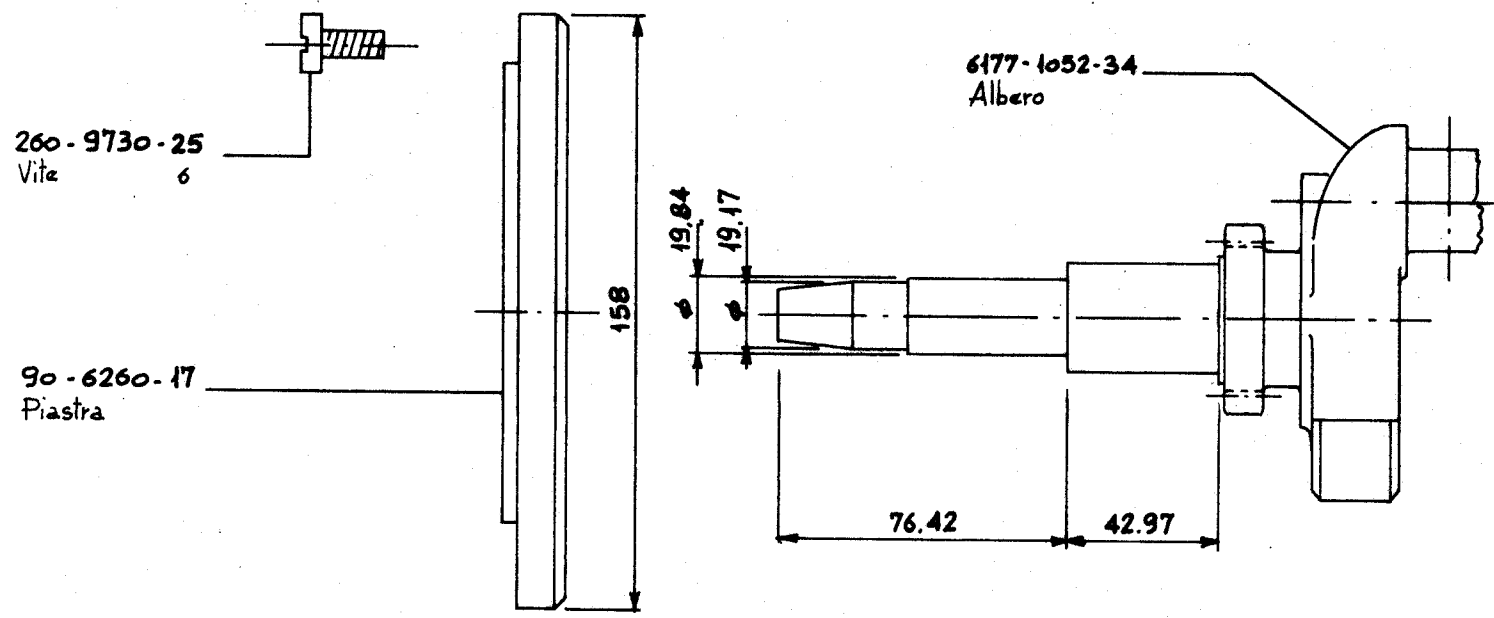


EXT. 8 A

MOTORE MOTEUR ENGINE	SERIE	IM	COMPLESSIVO GROUPE ASSEMBLY	NON FORNITO SCIOLTO * NON LIVRE SEPARMENT NOT SUPPLIED SEPARATELY	
PRESE DI MOTO	Prises de force	Power take - offs	K.9995-29	TAVOLA TABLE	03
			K.9995-13	DATA DATE	7 - 83



EXT. 4 B & S



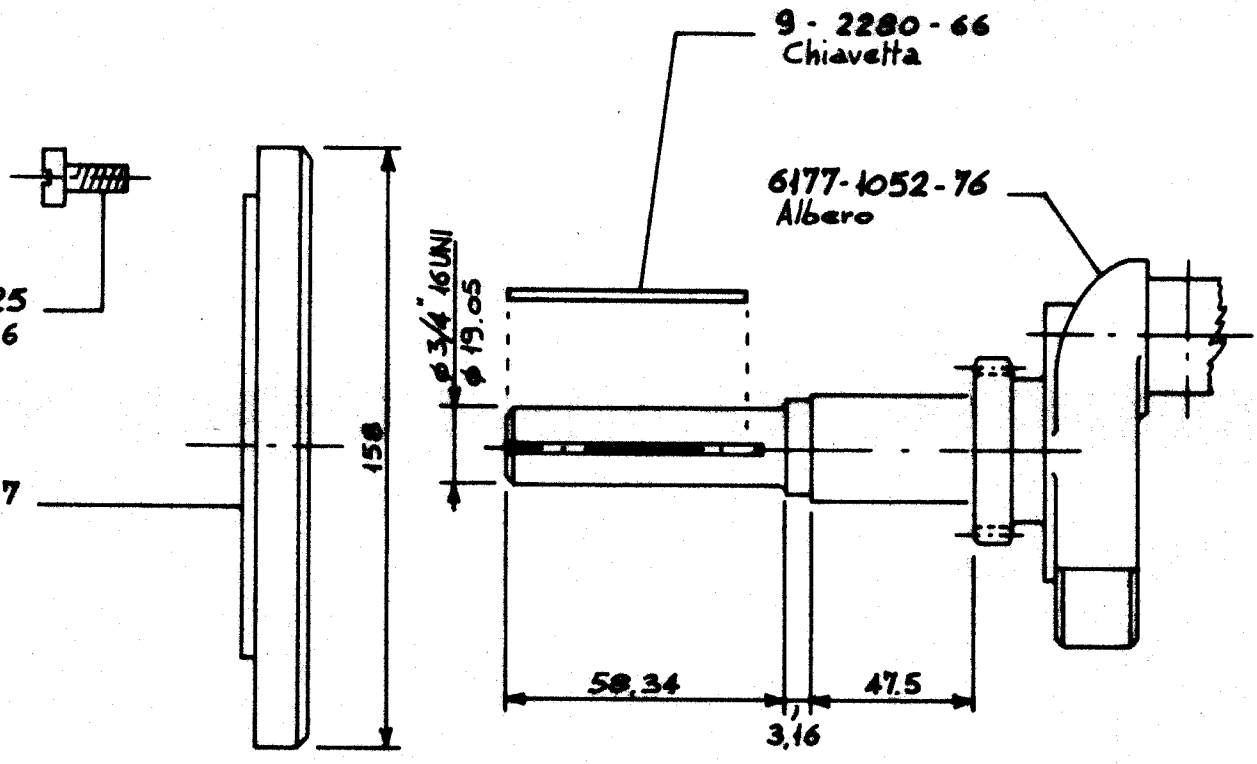
EXT. a4 B & S

MOTORE MOTEUR ENGINE	SERIE IM	COMPLESSIVO GROUPE ASSEMBLY	NON FORNITO SCIOLTO * NON LIVRE SEPARMENT NOT SUPPLIED SEPARATELY	
PRESE DI MOTO	Prises de force	Power Take Offs	K.9995-03 K.9995-06	TAVOLA TABLE DATA DATE
				0 4 7 - 83



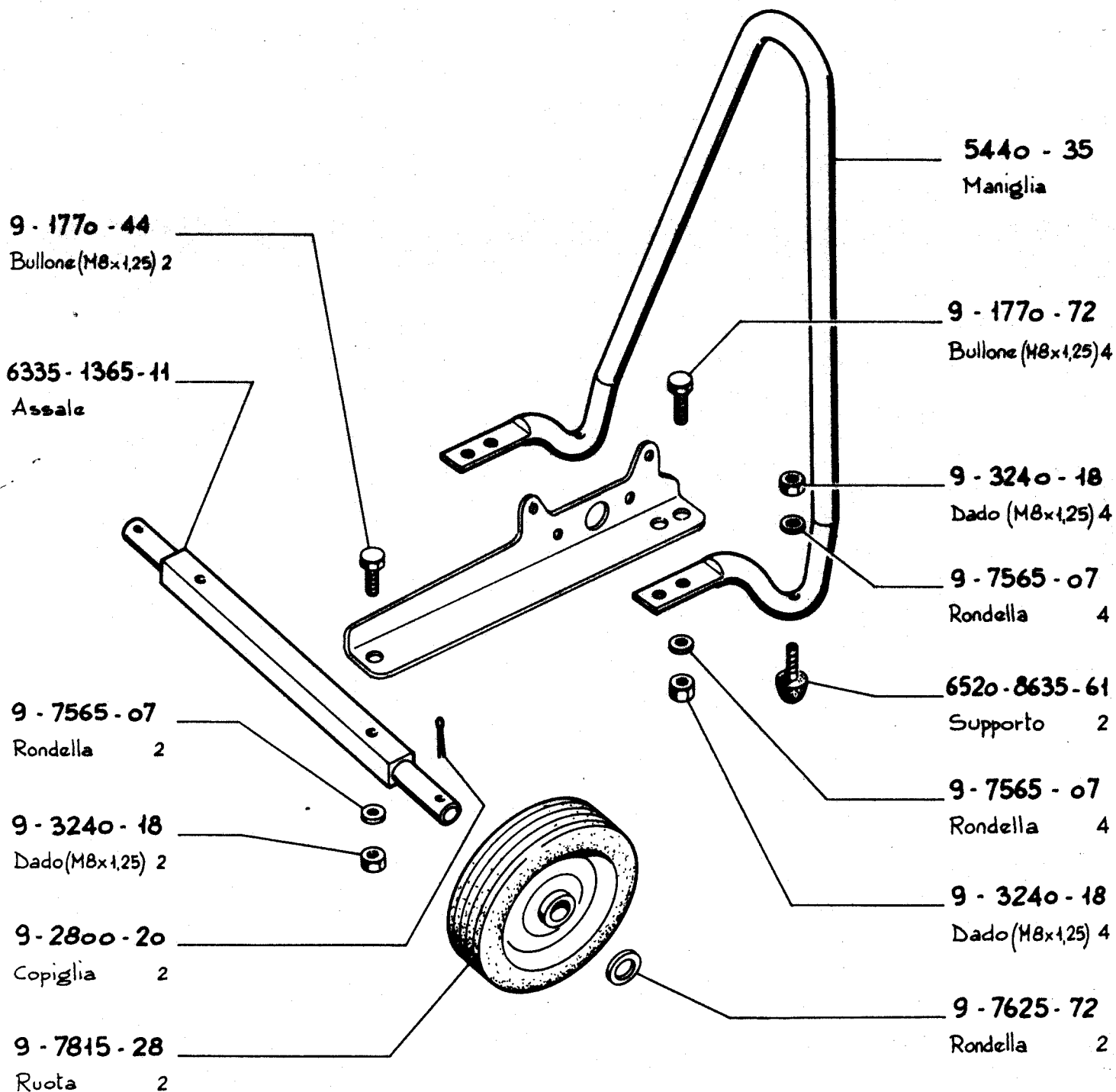
260-9730-25
Vite
6

90-6260-17
Piastra



EXT. 3 SAE j 609a

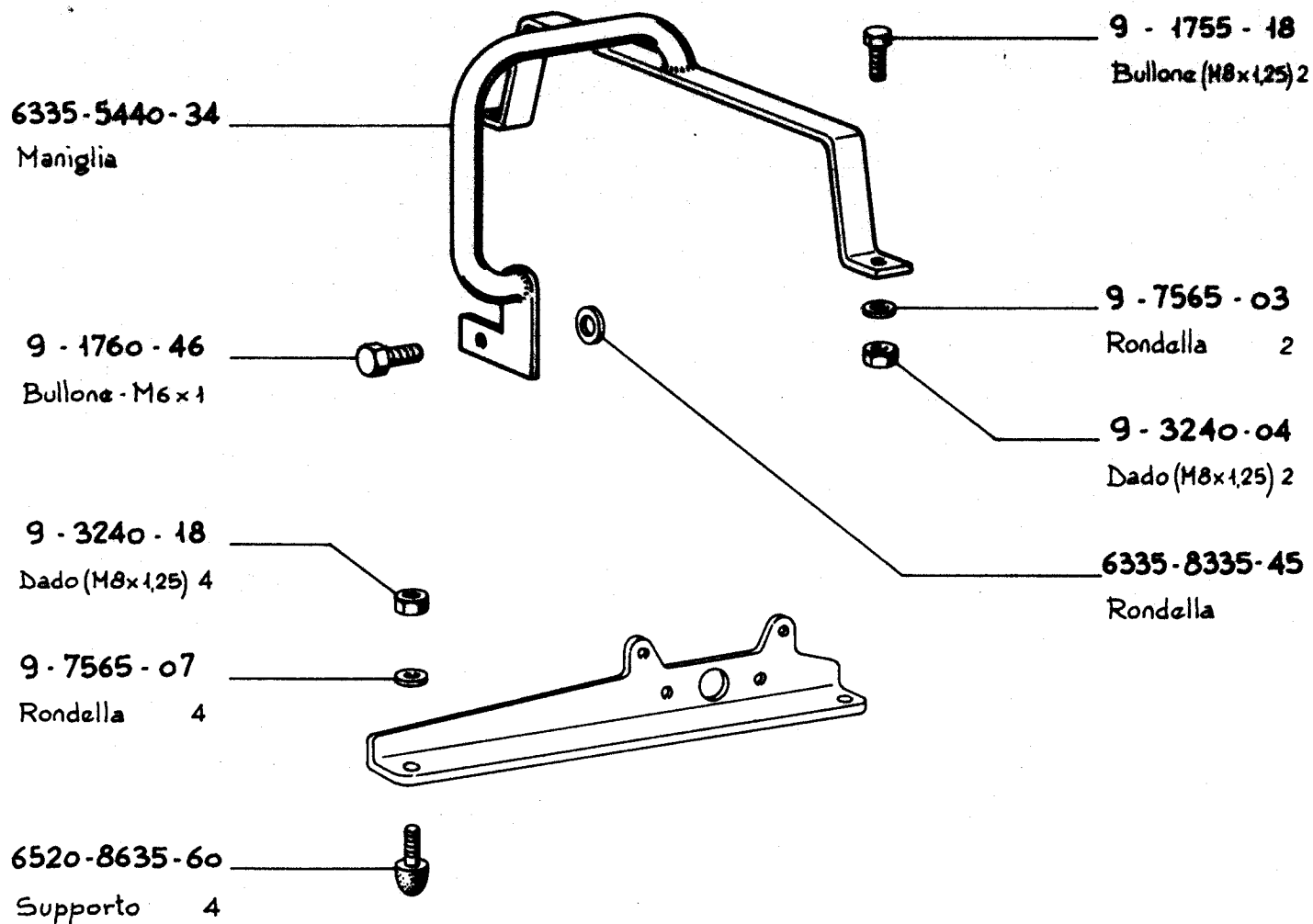
MOTORE MOTEUR ENGINE	SERIE IM	COMPLESSIVO GROUPE ASSEMBLY		NON FORNITO SCIOLTO * NON LIVRE SEPAREMENT NOT SUPPLIED SEPARATELY	
PRESE DI MOTO	PRISES DE FORCE	POWER TAKE OFFS	K 9997-93	TAVOLA TABLE	05
				DATA DATE	7-83



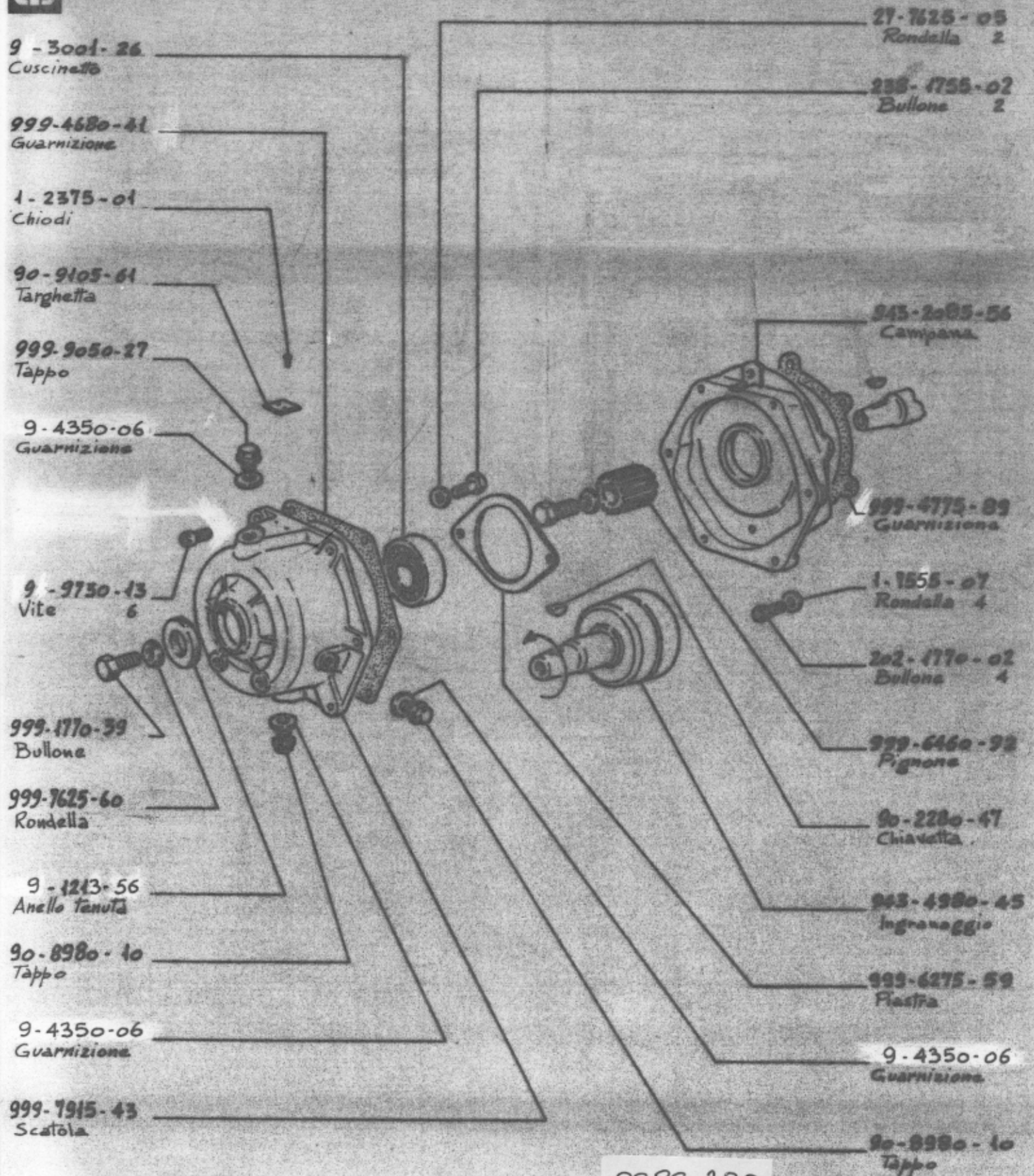
90 - 4896 - 08

Gruppo completo

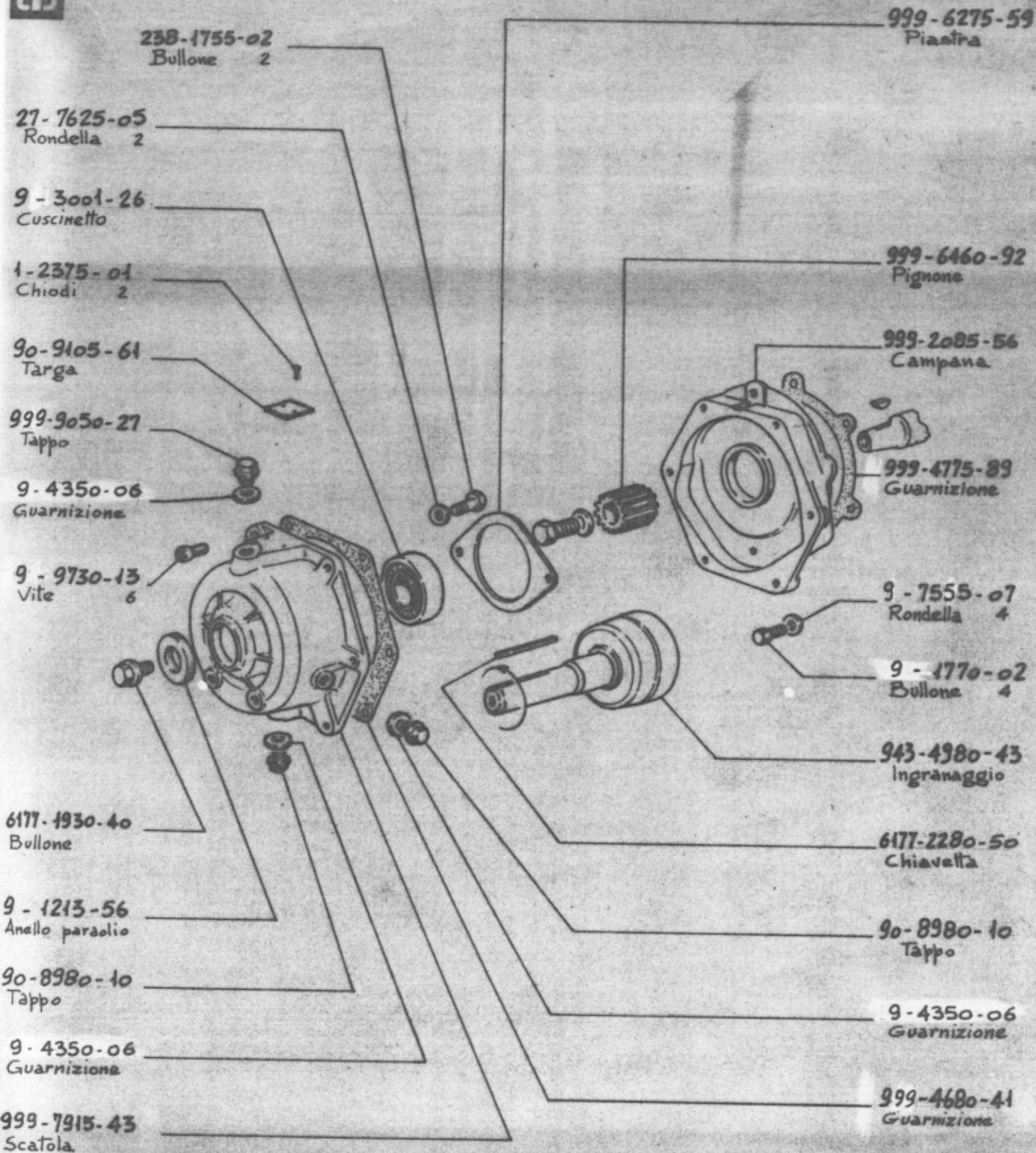
MOTORE MOTEUR ENGINE	SERIE IM	COMPLESSIVO GROUPE ASSEMBLY	NON FORNITO SEOLTO * NON LIVRE SEPAREMENT NOT SUPPLIED SEPARATELY
RUOTE e TIMONE per MOTOPOMPA ROUES et TIMON pour MOTOPOMPE PUMPING UNIT WHEELS and BAR			TAVOLA TABLE
K. 9977 - 32			06
			DATA DATE
			7 - 83



MOTORE MOTEUR ENGINE	SERIE IM	COMPLESSIVO GROUPE ASSEMBLY	NON FORNITO SGIOLTO * NON LIVRE SEPARMENT NOT SUPPLIED SEPARATELY
SUPPORTI E MANIGLIA MOTOPOMPA SUPPORTS ET GRIFFE MOTOPOMPE SOFT MOUNTS AND HANDLE			TAVOLA TABLE
K.9995 -27			07
			DATA DATE
			7 - 83

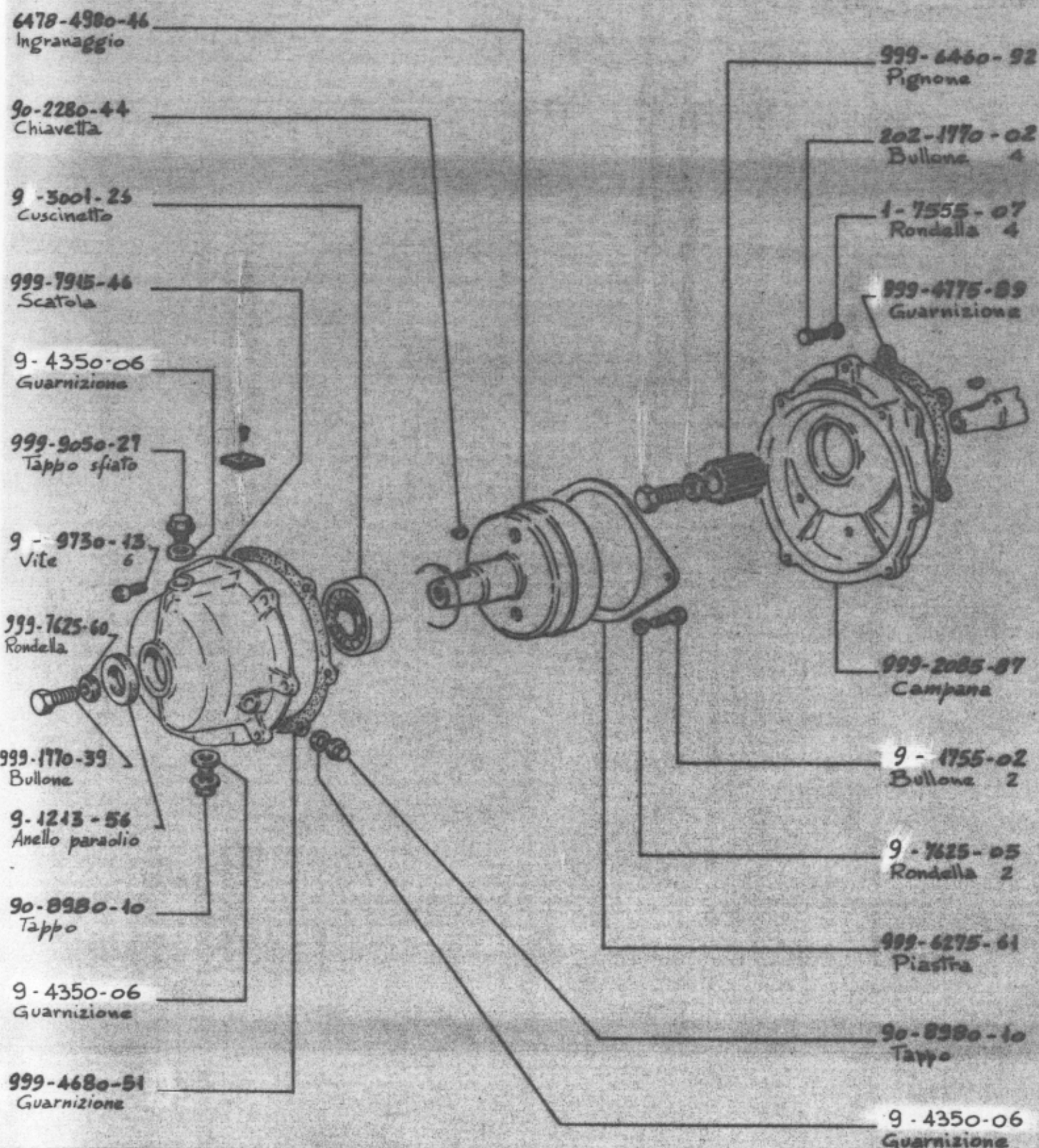


MOTORE MOTEUR ENGINE	SERIE 200 - IM	COMPLESSIVO GROUPE ASSEMBLY	7410-72	NON FORNITO SOLTTO * NON LIVRE SEPAREMENT NOT SUPPLIED SEPARATELY	
Riduttore "A" R.1: 2 presa moto conica.	Reducer "A" R.1: 2 prise de f. conique	Reduction gear "A" R.1: 2 conical, p.t.o.	K.9976-90	TAVOLA TABLE	08
				DATA DATE	7 - 83

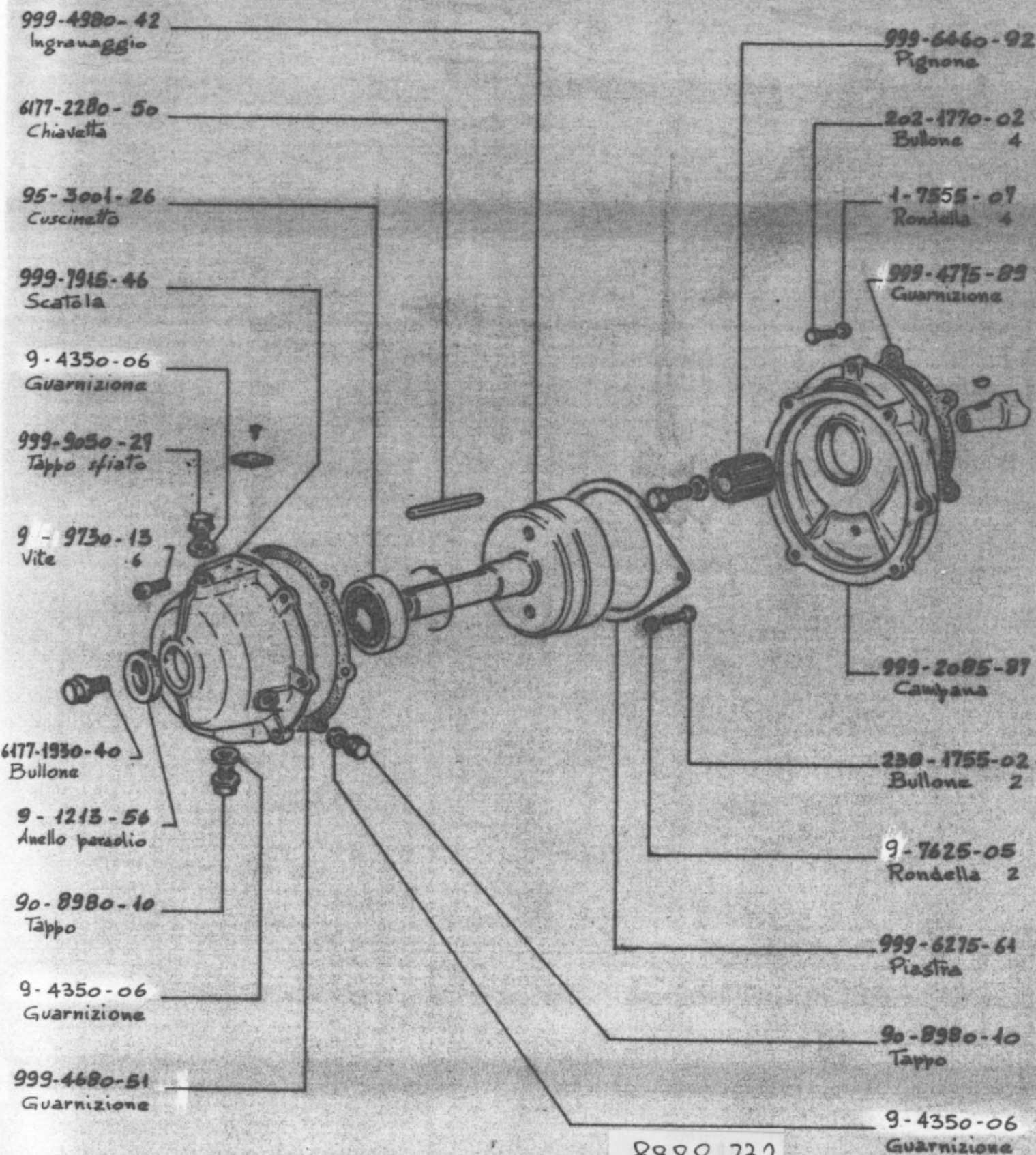


8888.231

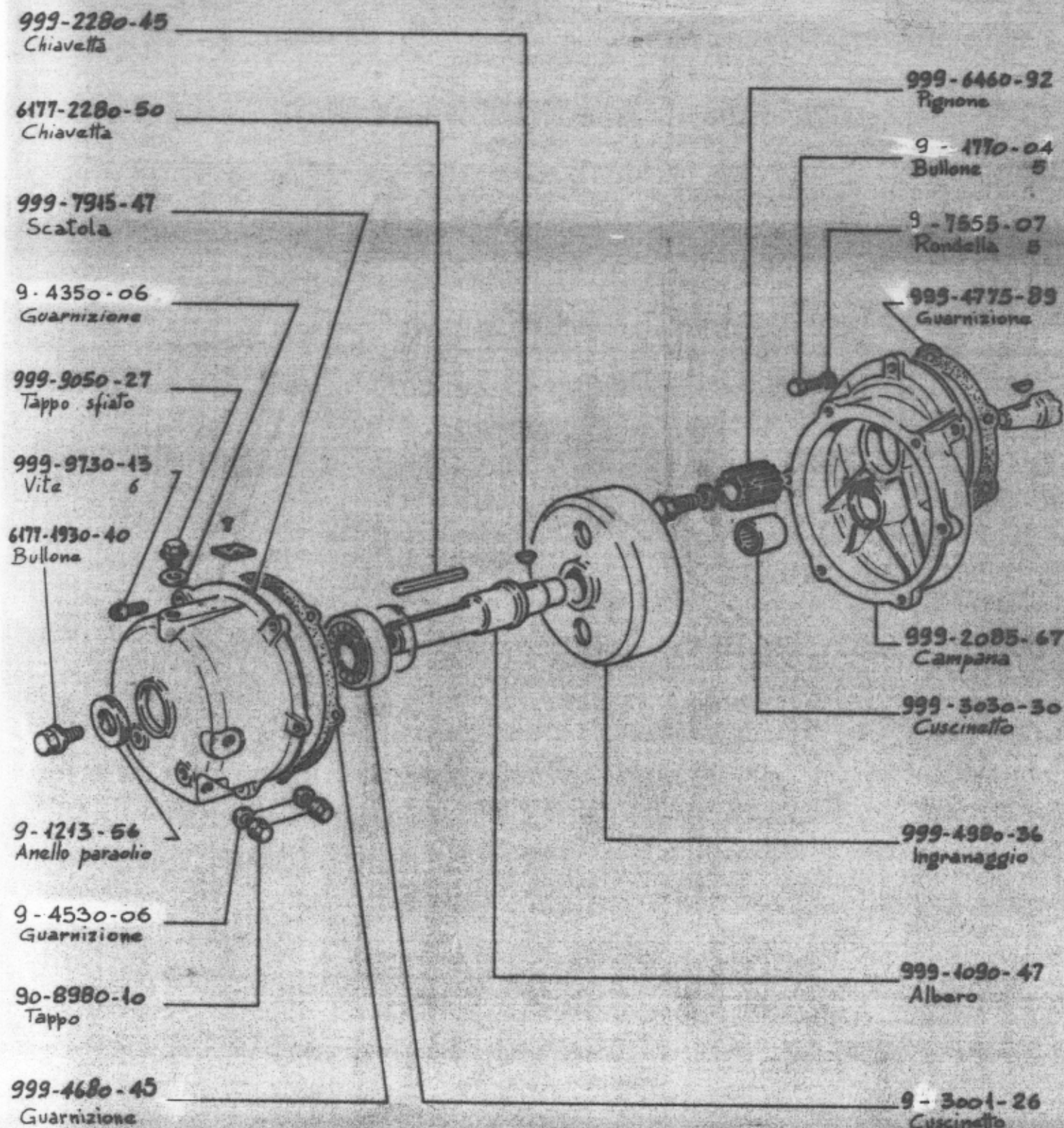
MOTORE MOTEUR ENGINE	SERIE 200 - IM	COMPLESSIVO GROUPE ASSEMBLY	7410 - 49	NON FORNITO SCIOLTO * NON LIVRE SEPAREMENT NOT SUPPLIED SEPARATELY
riduttore "A" R.1:2	Reducteur "A" R.1:2	Reduction gear	K.9976 - 91	TAVOLA TABLE
presa moto cilindrica	prise de f. cylindr.	"A" R.1:2 cylind. p.to.		DATA DATE
				09 7 - 83



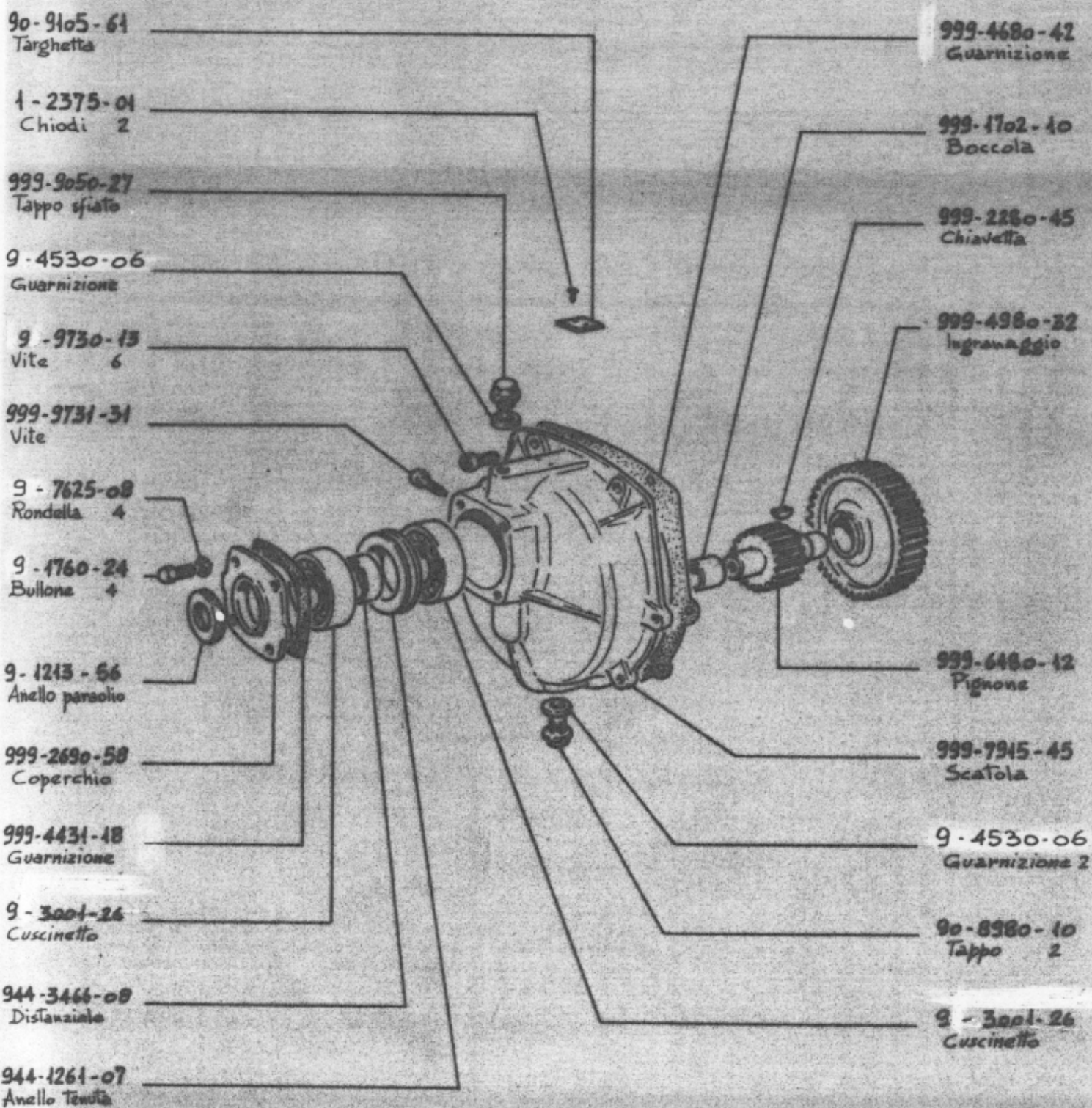
MOTORE MOTEUR ENGINE	SERIE 200 - IM	COMPLESSIVO GROUPE ASSEMBLY	7410 - 73	NON FORNITO SOLTTO * NON LIVRE SEPAREMENT NOT SUPPLIED SEPARATELY	
Riduttore "A" R.1:3 presa moto conica.	Reducteur "A" R.1:3 prise de f. conique	Reduction gear "A" R.1:3 conical p.l.o.	K9976-89	TAVOLA TABLE	D10
				DATA DATE	7 - 83



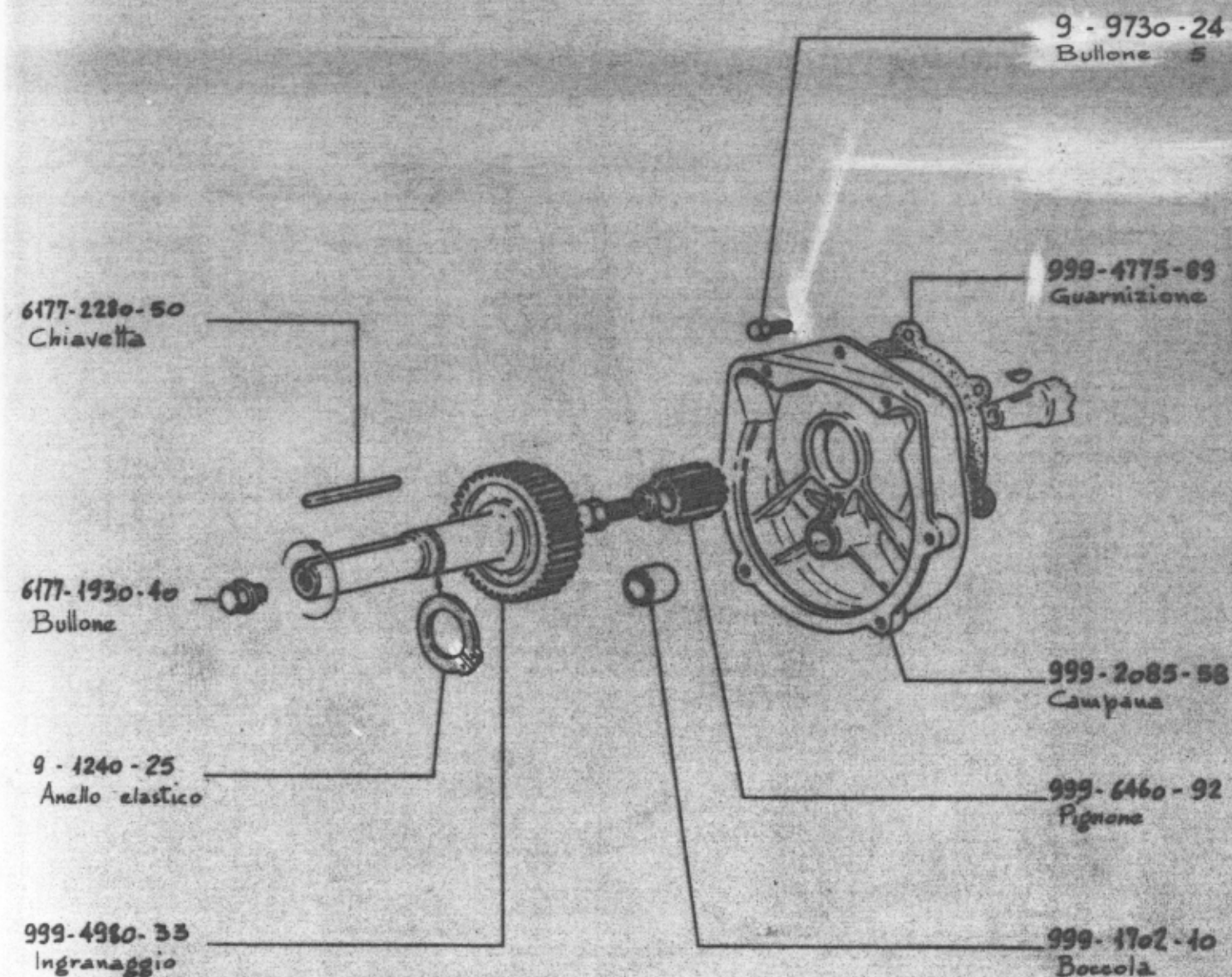
MOTORE MOTEUR ENGINE	SERIE 200 - IM	COMPLESSIVO GROUPE ASSEMBLY	7410 - 51	NON FORNITO SCIOLTO * NON LIVRE SEPARMENT NOT SUPPLIED SEPARATELY	
Riduttore "A" R.1:3	Reducteur "A" R.1:3	Reduction gear	K.9976-92	TAVOLA TABLE	011
presa moto cilindrica	prise de f. cylindr.	"A" R.1:3 cylind. p.t.o.		DATA DATE	7-83



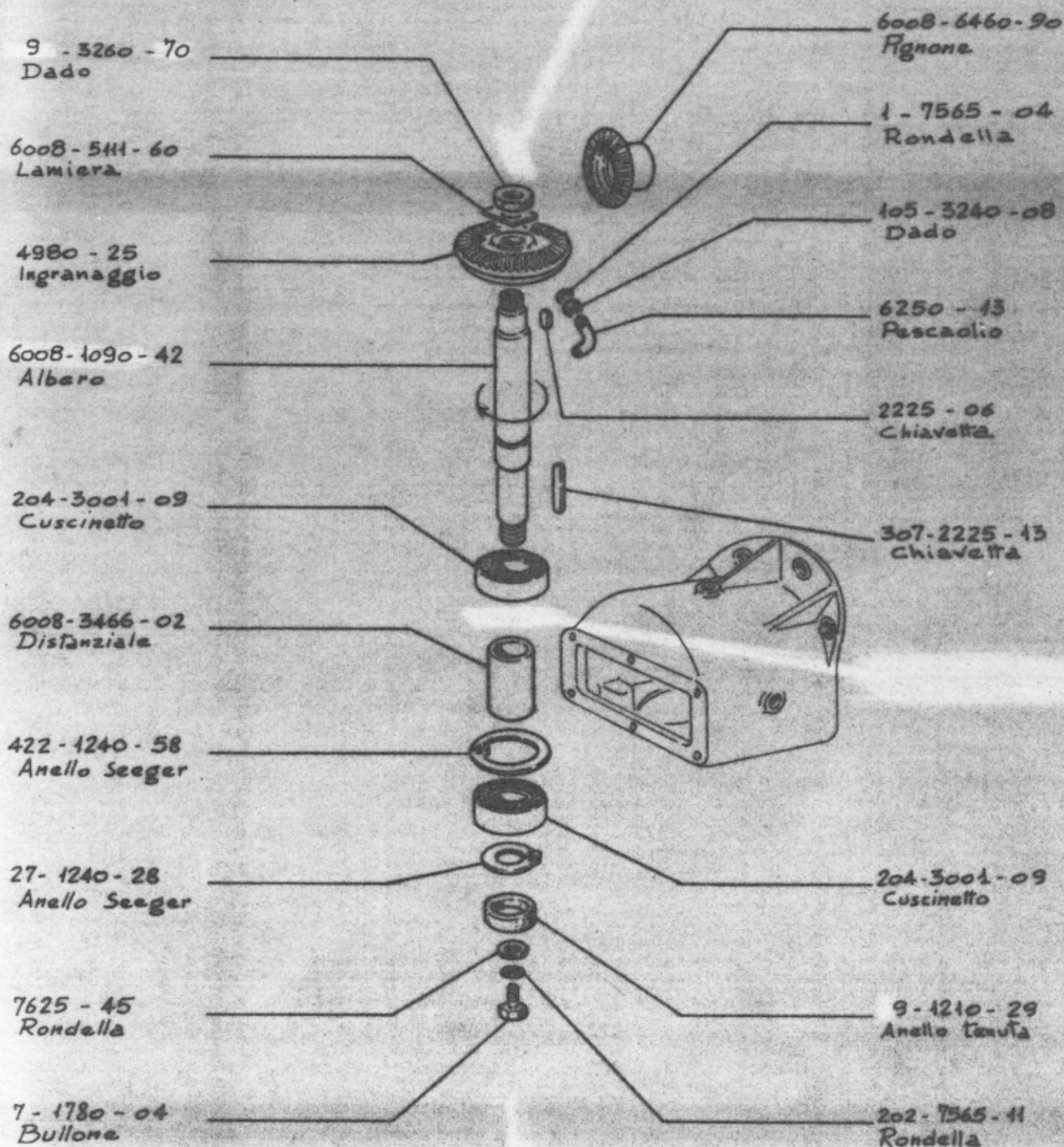
MOTORE MOTEUR ENGINE	SERIE 200 - IM	COMPLESSIVO GROUPE ASSEMBLY	7410 - 55	NON FORNITO SCOLTO * NON LIVRE SEPARMENT NOT SUPPLIED SEPARATELY	
Riduttore "A" R.1: 4	Reducteur "A" R.1: 4	Reduction gear	K.9976-93	TAVOLA TABLE	012
presa moto cilindrica	prise de f. cylindr.	"A" R.1: 4 cylind. p.to		DATA DATE	7 - 83



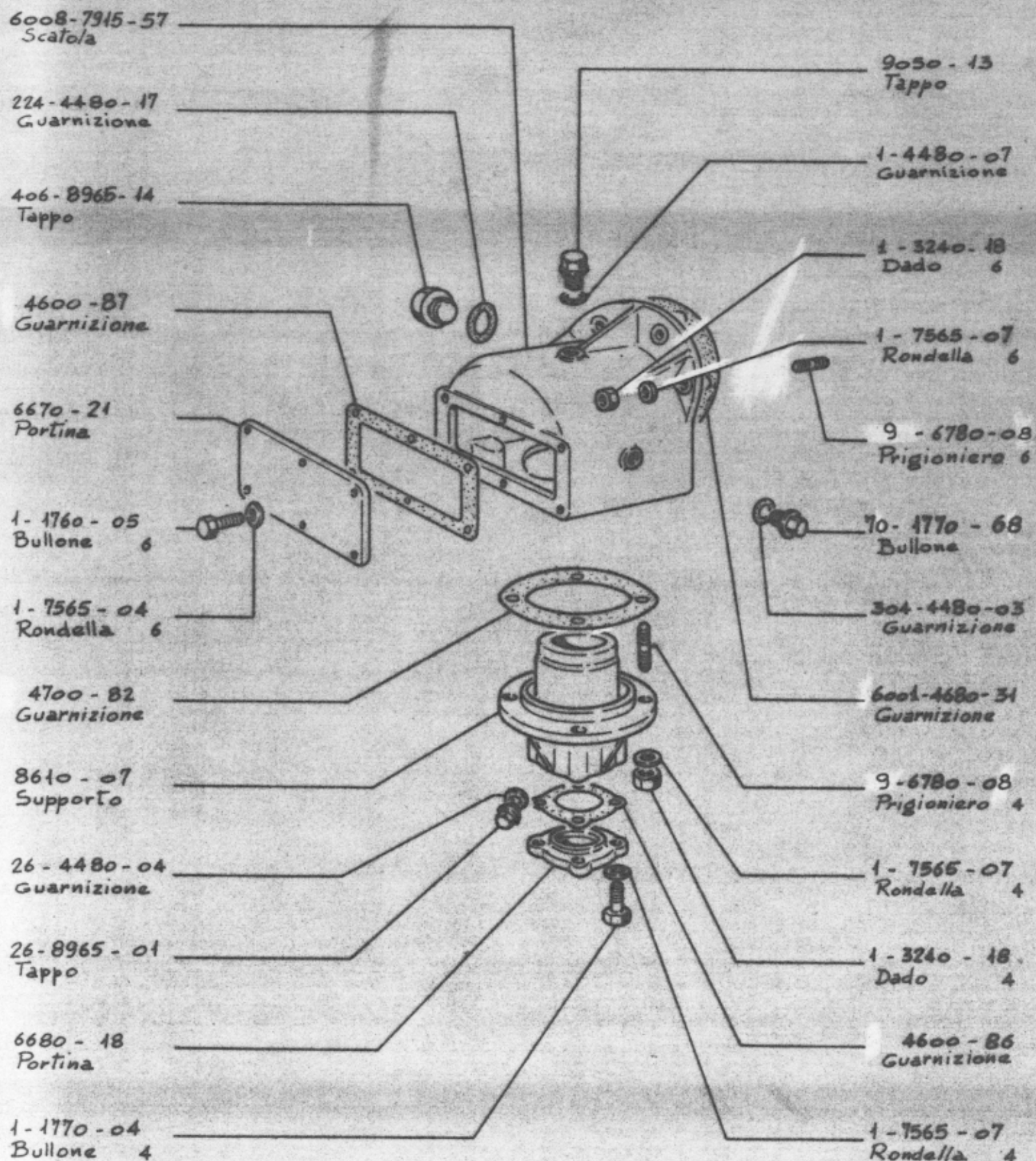
MOTORE MOTEUR ENGINE	SERIE 200 - IM	COMPLESSIVO GROUPE ASSEMBLY	7410 - 50	NON FORNITO SCIOLTO * NON LIVRE SEPAREMENT NOT SUPPLIED SEPARATELY	
Riduttore "A" R.1 : 6	Reducteur "A" R.1 : 6	Reduction gear	K.9976-94	TAVOLA TABLE	013a
presa moto cilindrica.	prise de f. cylindr.	"A" R.1:6 cylind. p.t.o.		DATA DATE	7 - 83



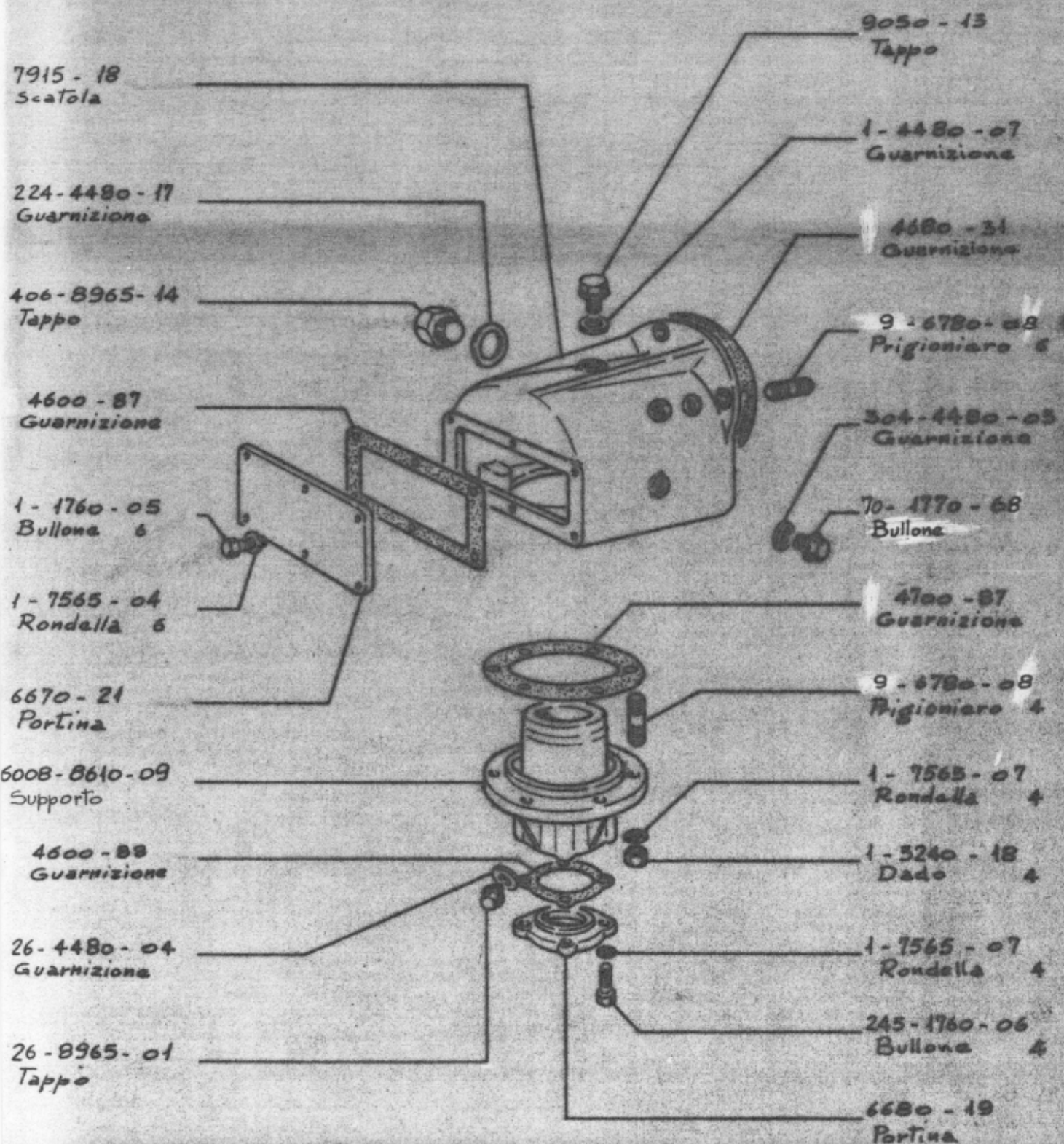
MOTORE MOTEUR ENGINE	SERIE 200 - IM.	COMPLESSIVO GROUPE ASSEMBLY	7410-50	NON FORNITO SCIOLTO * NON LIVRE SEPAREMENT NOT SUPPLIED SEPARATELY	
Riduttore "A" R.1 : 6 presa moto cilindrica	Reducteur "A" R.1 : 6 prise de f. cylindr.	Reduction gear "A" R.1:6 cylind. pto.	K9976-94	TAVOLA TABLE	0136
				DATA DATE	7 - 83



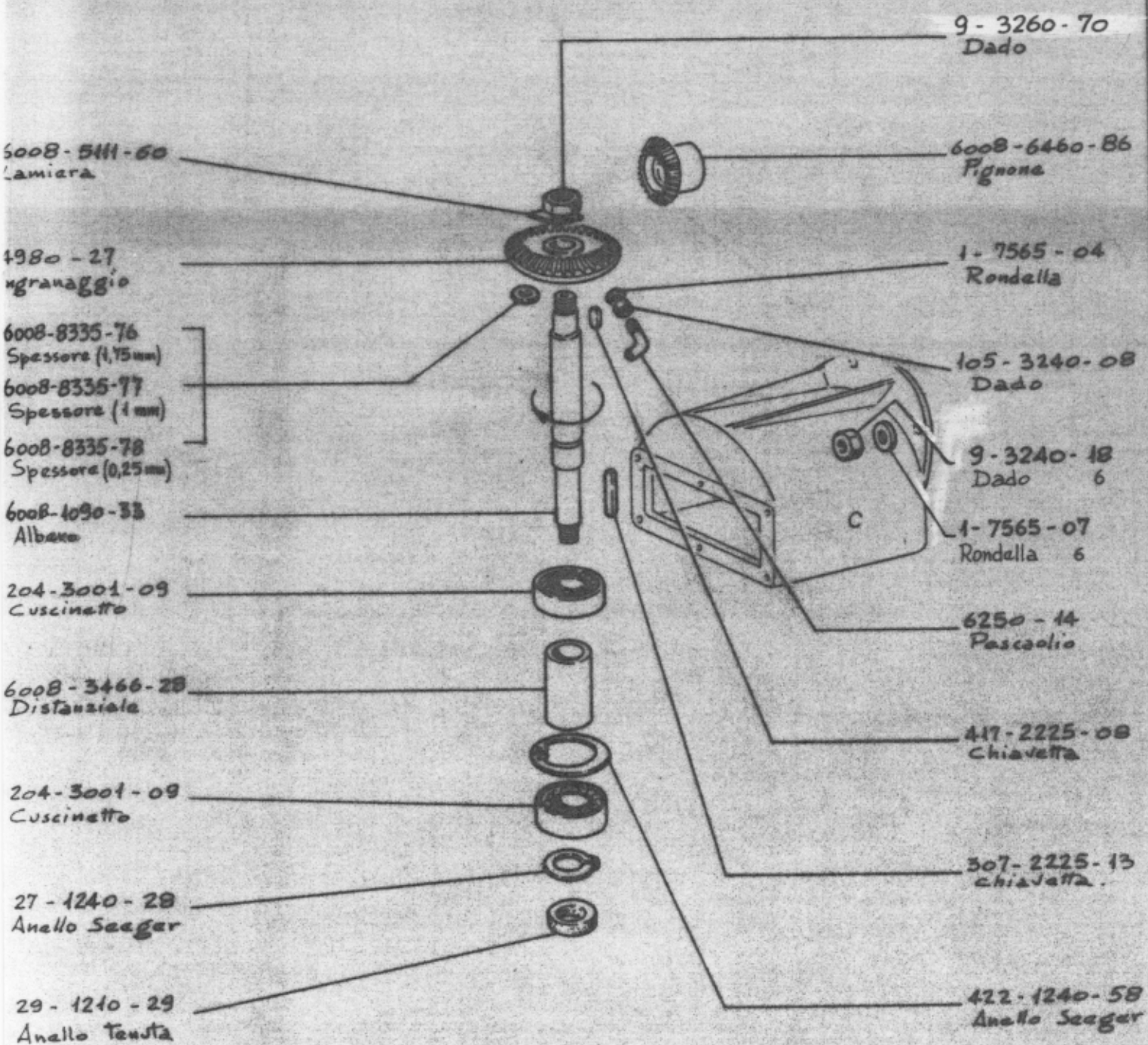
MOTORE MOTEUR ENGINE	SERIE 200 - IM	COMPLESSIVO GROUPE ASSEMBLY	7450 - 14	NON FORNITO SCIOLTO * NON LIVRE SEPAREMENT NOT SUPPLIED SEPARATELY	
Riduttore a squadra	Reducteur à équerre	Angle reduction	K9978-38	TAVOLA TABLE	E 1a
"A" - R. 1:2.	"A" - R. 1:2	"A" - R. 1:2		DATA DATE	7 - 83



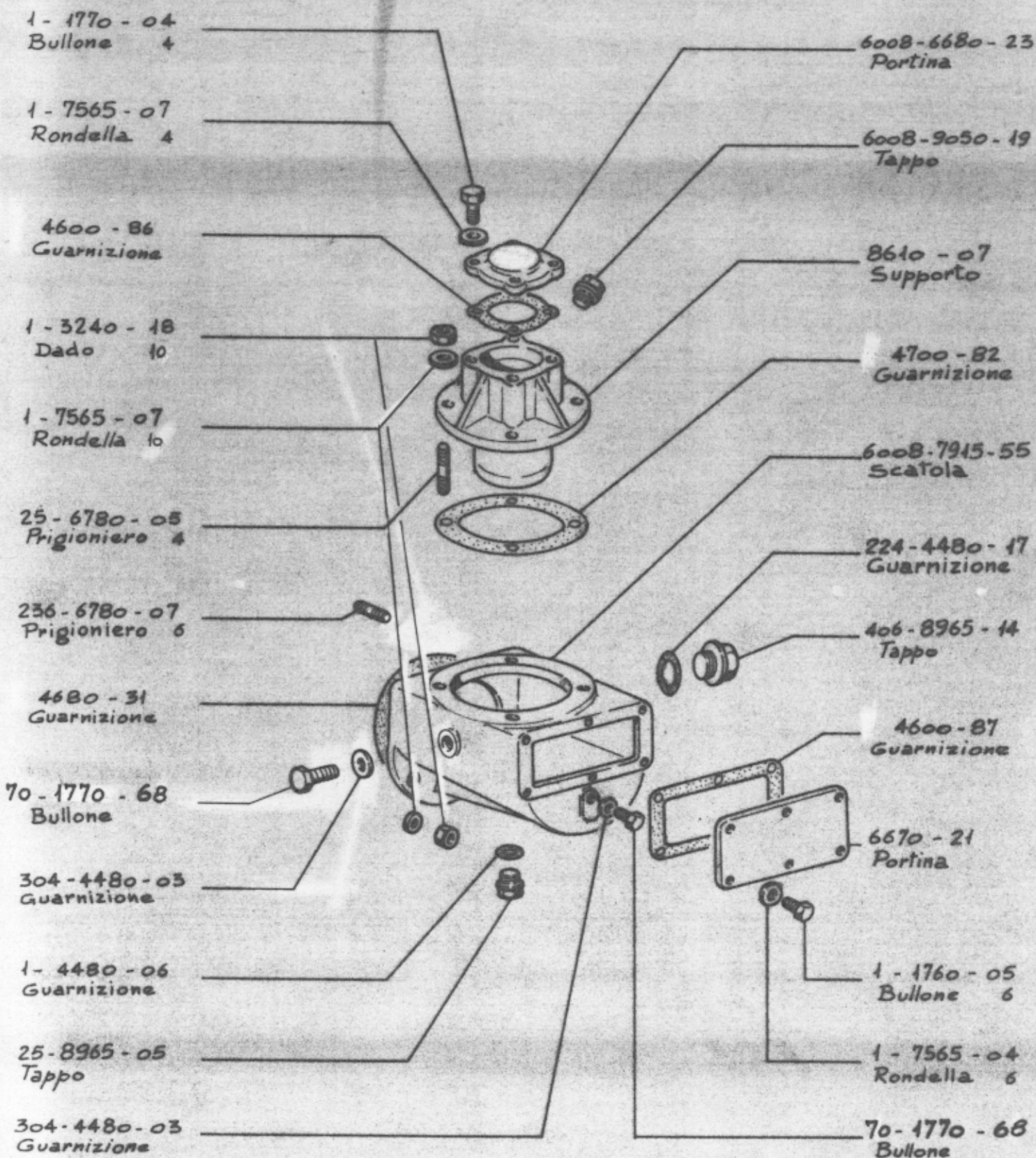
MOTORE MOTEUR ENGINE	SERIE 200 - IM	COMPLESSIVO GROUPE ASSEMBLY	7450 - 14	NON FORNITO SCIOLTO * NON LIVRE SEPAREMENT NOT SUPPLIED SEPARATELY	
Riduttore a squadra "A" - R. 1 : 2	Reducteur à équer- re "A" - R. 1 : 2	Angle reduction gear "A" - R. 1 : 2	K 9978-38	TAVOLA TABLE	E1b
				DATA DATE	7-83



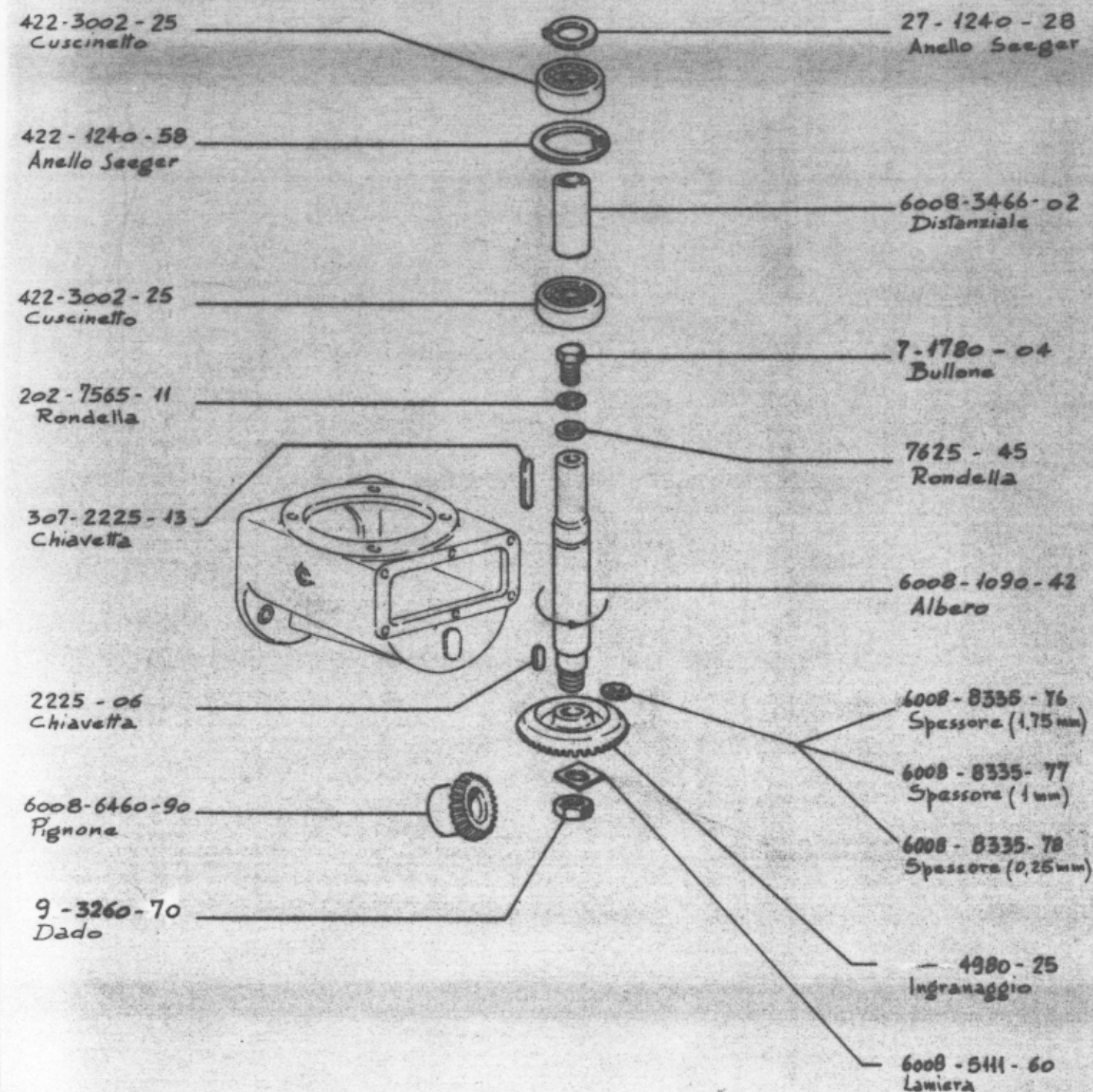
OTORE OTEUR IGINE	SERIE 200 - IM	COMPLESSIVO GROUPE ASSEMBLY	7450 - 16	NON FORNITO SCIOLTO * NON LIVRE SEPARMENT NOT SUPPLIED SEPARATELY	
iduttore a squadra	Reducteur à équerre	Angle reduction gear	K. 9977-62	TAVOLA TABLE	E2a
A - R. 1 : 3 .	"A" R. 1 : 3	"A" - R. 1 : 3		DATA DATE	7 - 83



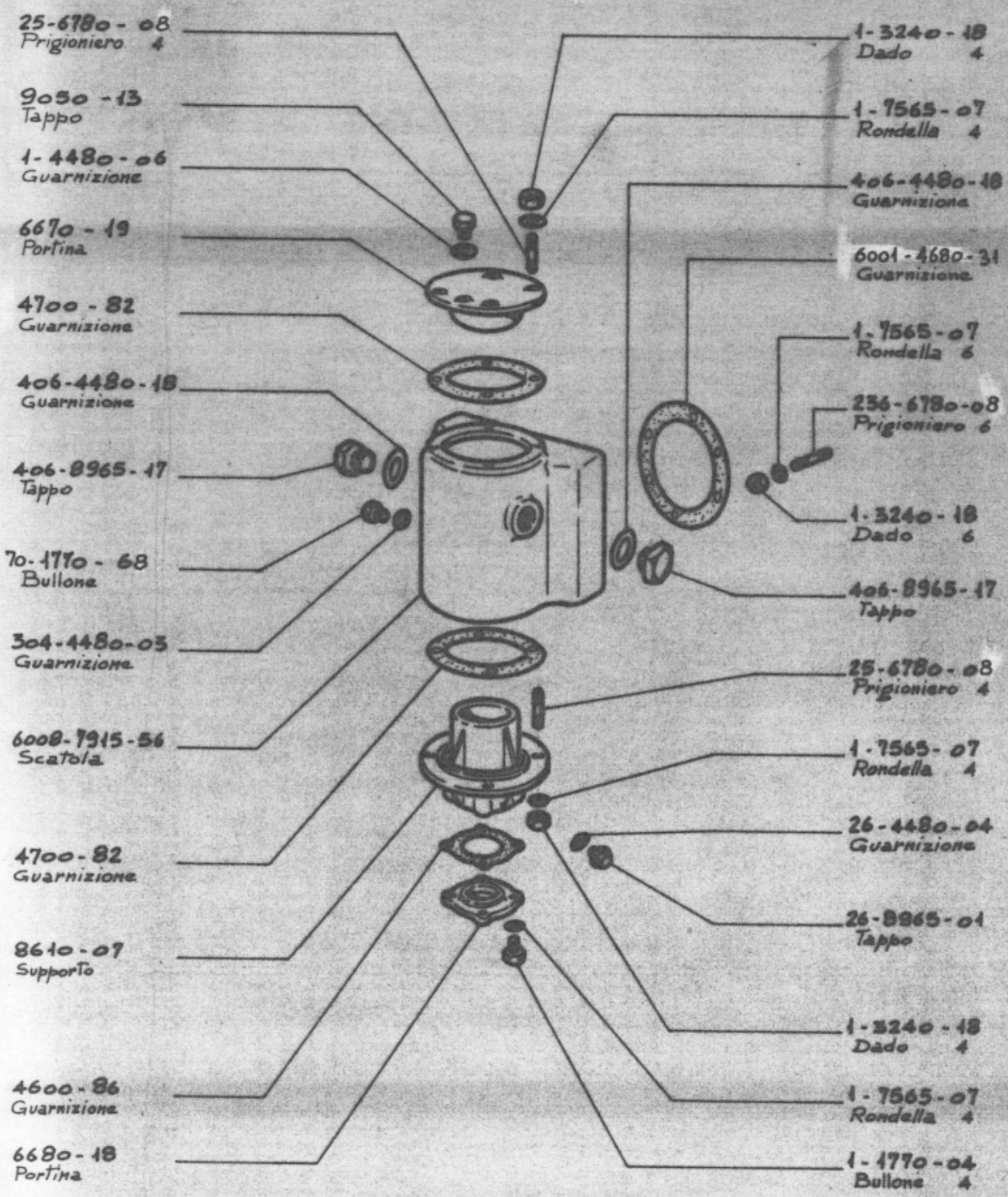
MOTORE MOTEUR ENGINE	SERIE 200 - IM	COMPLESSIVO GROUPE ASSEMBLY	7450 - 16	NON FORNITO SOLTTO * NON LIVRE SEPARMENT NOT SUPPLIED SEPARATELY	
Riduttore a squadra	Reducteur à équerre	Angle reduction gear	K. 9977-62	TAVOLA TABLE	E 26
"A" - R. 1:3	"A" - R. 1:3	"A" - R. 1:3		DATA DATE	7 - 83



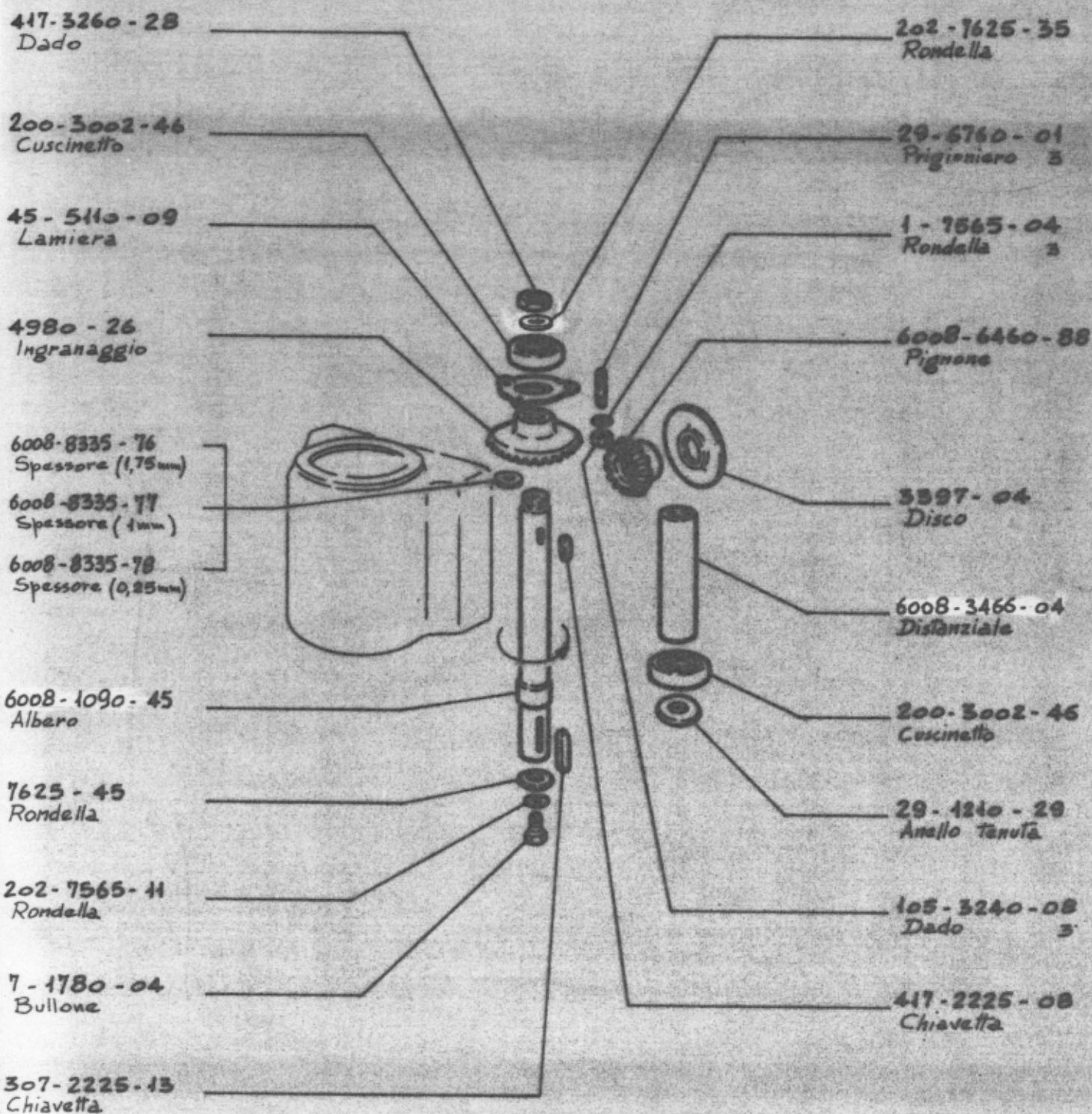
MOTORE MOTEUR ENGINE	SERIE 200 - IM	COMPLESSIVO GROUPE ASSEMBLY	7450 - 12	NON FORNITO SCIOLTO * NON LIVRE SEPAREMENT NOT SUPPLIED SEPARATELY	
Riduttore a squadra	Reducteur à équerre	Angle reduction gear	K 9978 - 32	TAVOLA TABLE	E 3a
A" R.1: 2-p.m.in alto.	A" R.1: 2-p.d.f. en haut	A" R.1: 2 - vert. upwards p.t.o.		DATA DATE	7 - 83



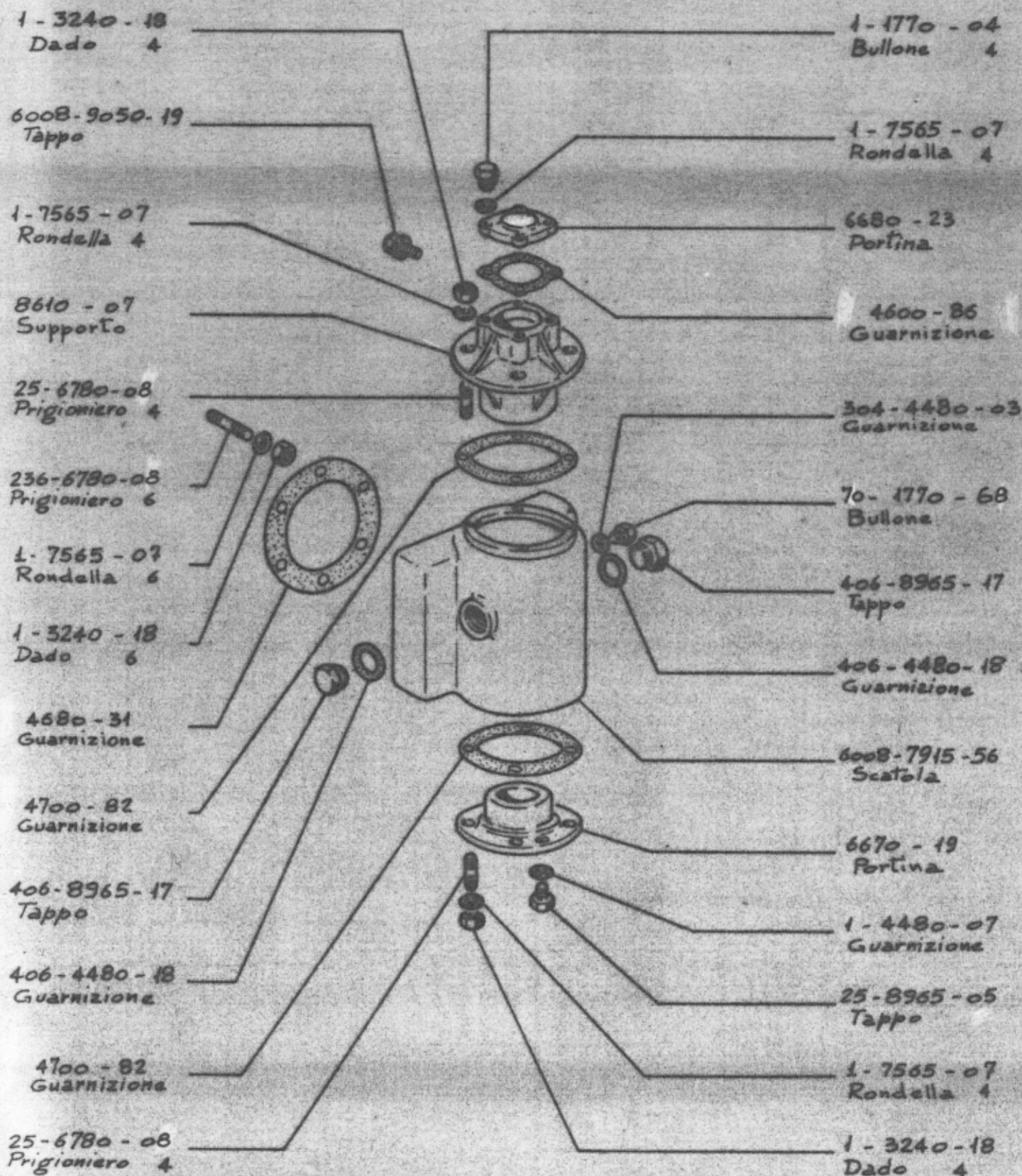
MOTORE MOTEUR ENGINE	SERIE 200 - IM	COMPLESSIVO GROUPE ASSEMBLY	7450-12	NON FORNITO SCOLTO * NON LIVRE SEPARMENT NOT SUPPLIED SEPARATELY	
Riduttore a squadra	Reducteur à équerre	Angle reduction gear	K.9978-32	TAVOLA TABLE	E3b
A"-R.1:2-p.m.in alto.	"A"-R.1:2-p.d.f.en haut	"A"-R.1:2-vert.upwards p.t.o.		DATA DATE	7 - 83



MOTORE MOTEUR ENGINE	SERIE 200 - IM	COMPLESSIVO GROUPE ASSEMBLY	7450 - 13	NON FORNITO SCiolTO * NON LIVRE SEPARMENT NOT SUPPLIED SEPARATELY	
Riduttore a squadra	Reducteur à équerre	Angle reduction gear	K.9977-91	TAVOLA TABLE	E4a
"C" - R. 1:2	"C" - R. 1:2	"C" - R. 1:2		DATA DATE	7-83



MOTORE MOTEUR ENGINE	SERIE 200 - IM	COMPLESSIVO GROUPE ASSEMBLY	7450 - 13	NON FORNITO SGIOLTO * NON LIVRE SEPARMENT NOT SUPPLIED SEPARATELY	
riduttore a squadra	Reducteur à équerre	Angle reduction gear	K.9977-91	TAVOLA TABLE	E46
"C" - R. 1:2.	"C" - R. 1:2	"C" - R. 1:2		DATA DATE	7-83



MOTORE MOTEUR ENGINE	SERIE 200 - IM	COMPLESSIVO GROUPE ASSEMBLY	7450-15	NON FORNITO SCOLTO * NON LIVRE SEPAREMENT NOT SUPPLIED SEPARATELY	
Riduttore a squadra "C" R. 1:2.	Reducteur à équerre "C" R. 1:2	Angle reduction gear "C" R. 1:2	K.9978-35	TAVOLA TABLE	E5a
				DATA DATE	7 - 83



202-7565-41
Rondella

307-2225-43
Chiavetta

417-2225-08
Chiavetta

906-3003-49
Cuscinetto

6008-3466-04
Distanziale

3397-04
Disco

6008-6460-88
Pignone

105-3240-08
Dado 3

1-7565-04
Rondella 3

29-6760-01
Prigioniero 3

202-7625-35
Rondella

7-1780-04
Bullone

7625-45
Rondella

6008-4090-45
Albero

6008-8335-76
Spessore (1,75mm)

6008-8335-77
Spessore (1mm)

6008-8335-78
Spessore (0,25mm)

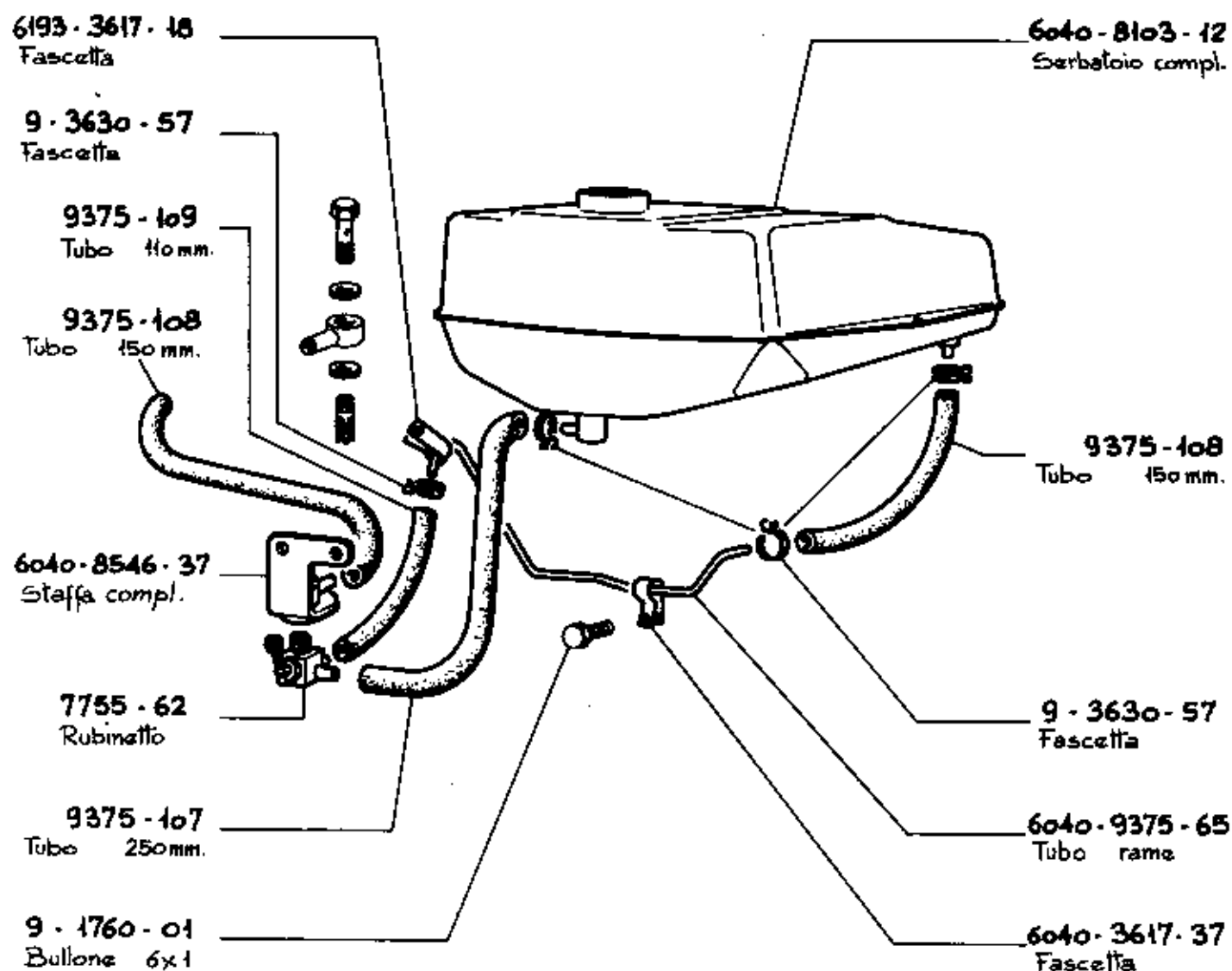
4980-26
Ingranaggio

45-5110-09
Lamiera

200-3002-46
Cuscinetto

417-3260-28
Dado

MOTORE MOTEUR ENGINE	SERIE 200 - IM	COMPLESSIVO GROUPE ASSEMBLY	7410-15	NON FORNITO SEOLTO * NON LIVRE SEPARMENT NOT SUPPLIED SEPARATELY	
Riduttore a squadra "C" - R. 1:2.	Reducteur à équerre "C" - R. 1:2	Angle reduction gear "C" - R. 1:2	K.9978-35	TAVOLA TABLE	E56
				DATA DATE	7-83

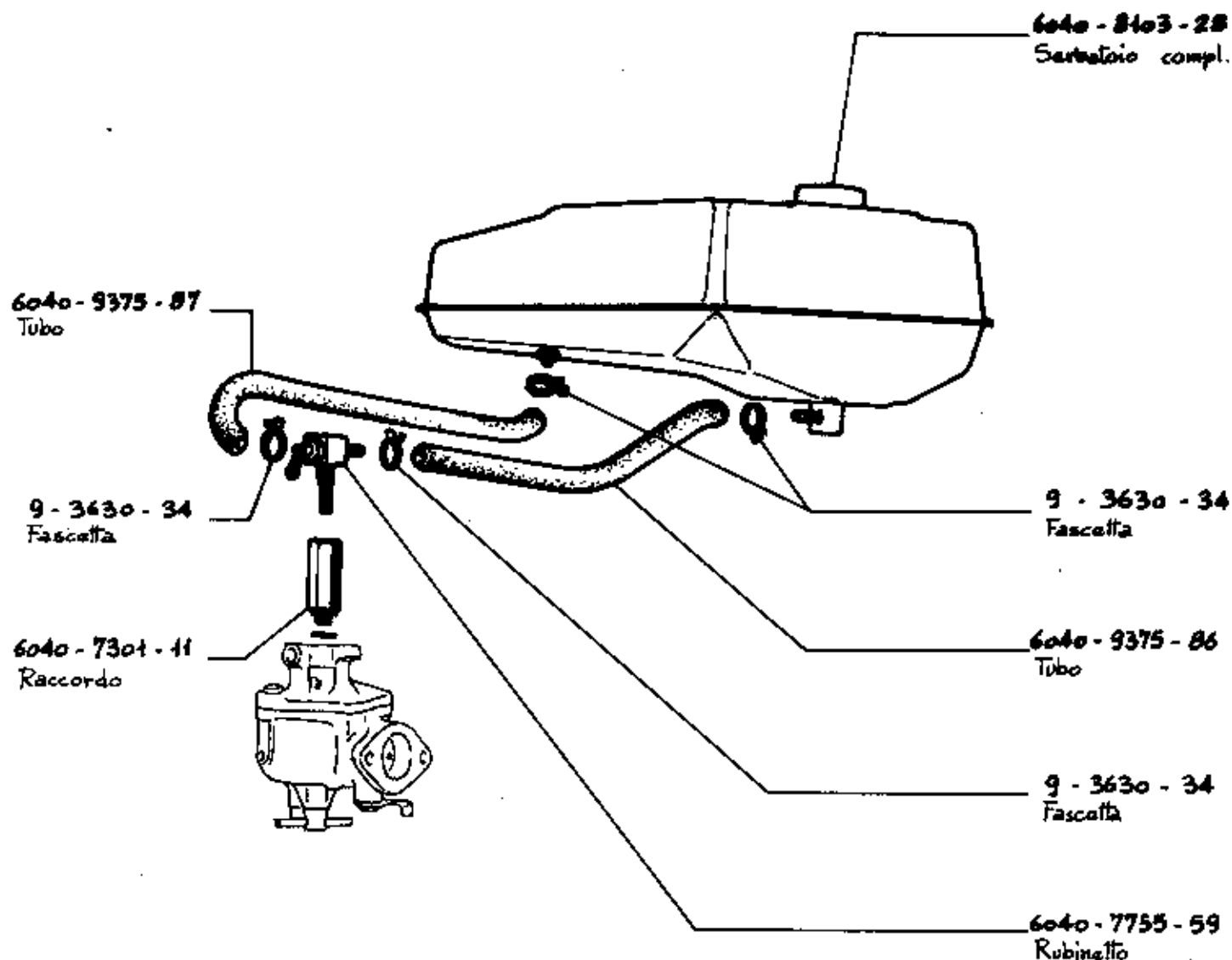


A partire dal motore

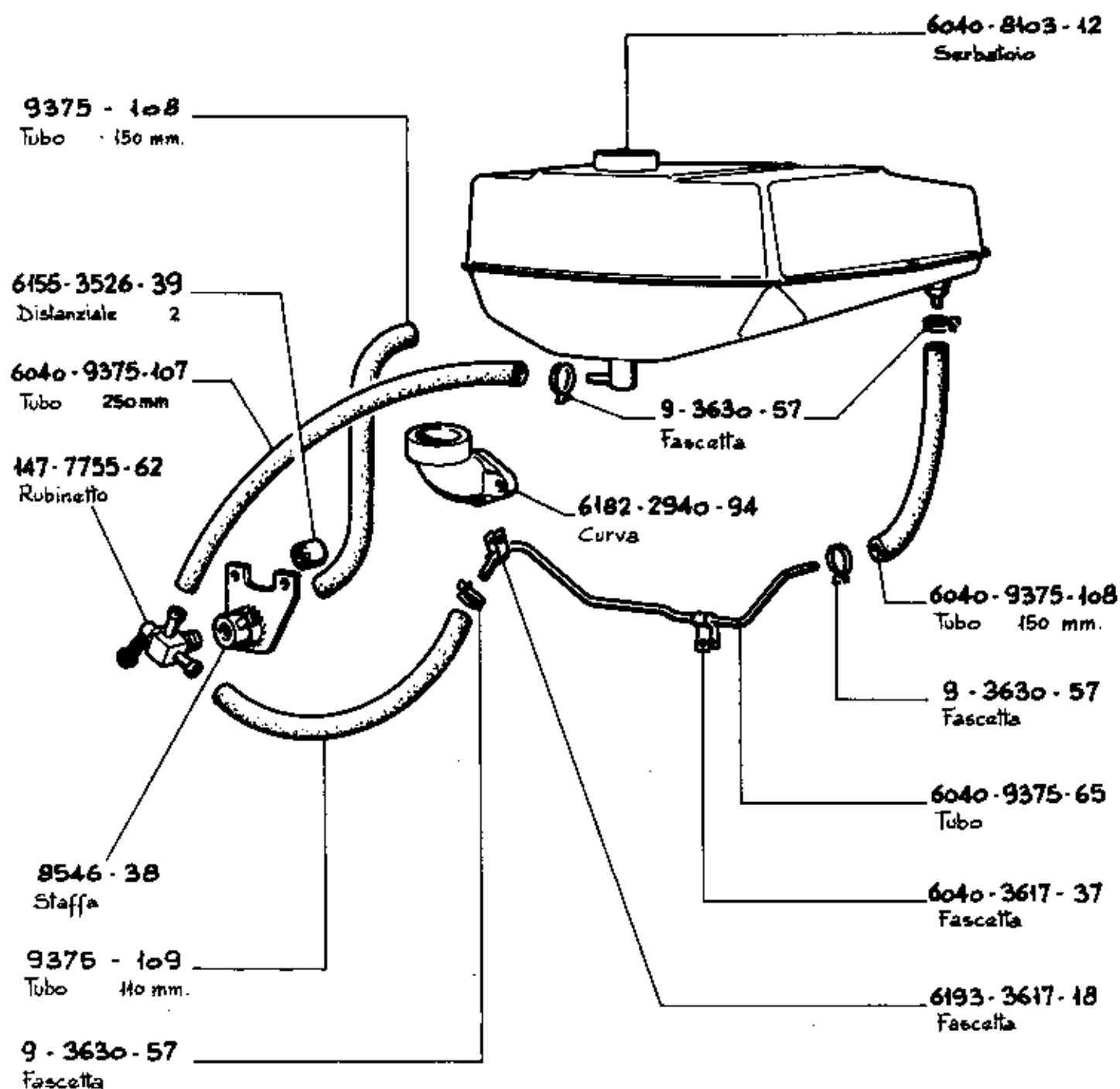
A partir du moteur No 424674

Starting from

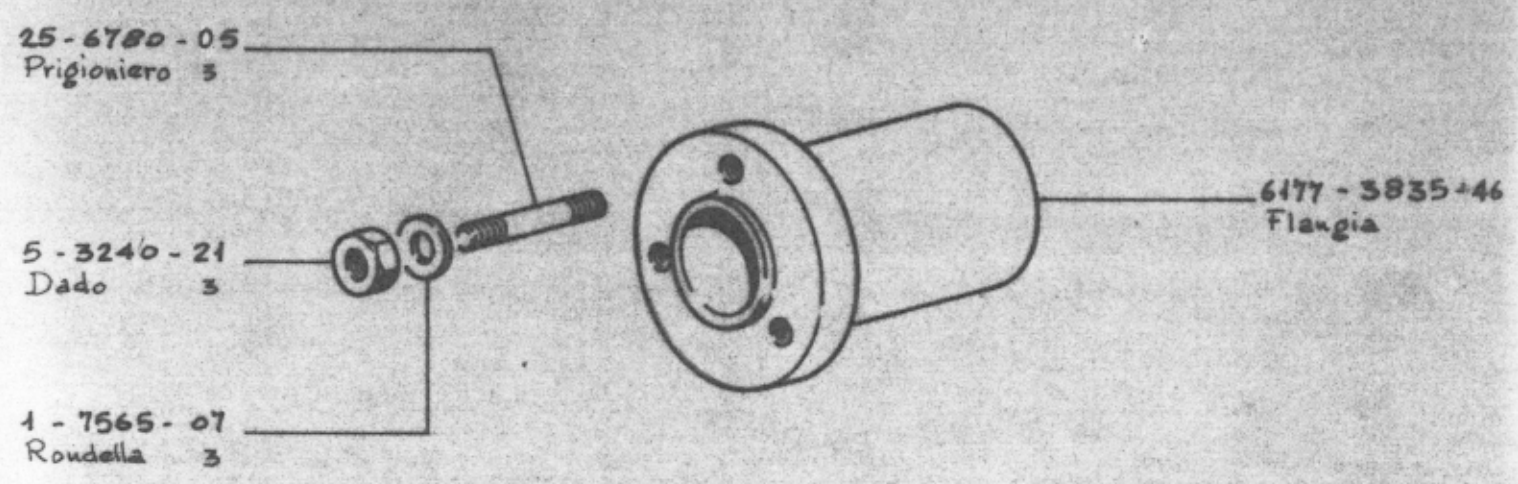
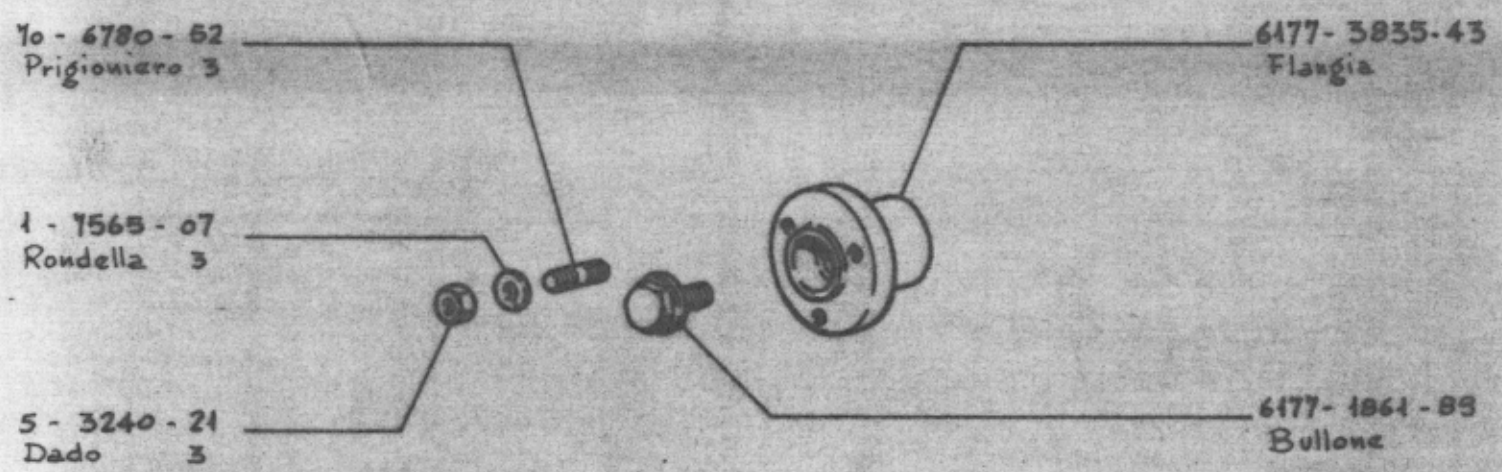
MOTORE MOTEUR ENGINE	SERIE IM	COMPLESSIVO GROUPE ASSEMBLY	NON FORNITO SEOLTO * NON LIVRE SEPAREMENT NOT SUPPLIED SEPARATELY
ALIMENTAZIONE MOTOCOLTIVATORE ALIMENTATION MOTOCULTEUR FUEL FEEDING MOTOR TILLER			TAVOLA TABLE
K. 9999 - 579			E 6
			DATA DATE
			7-83



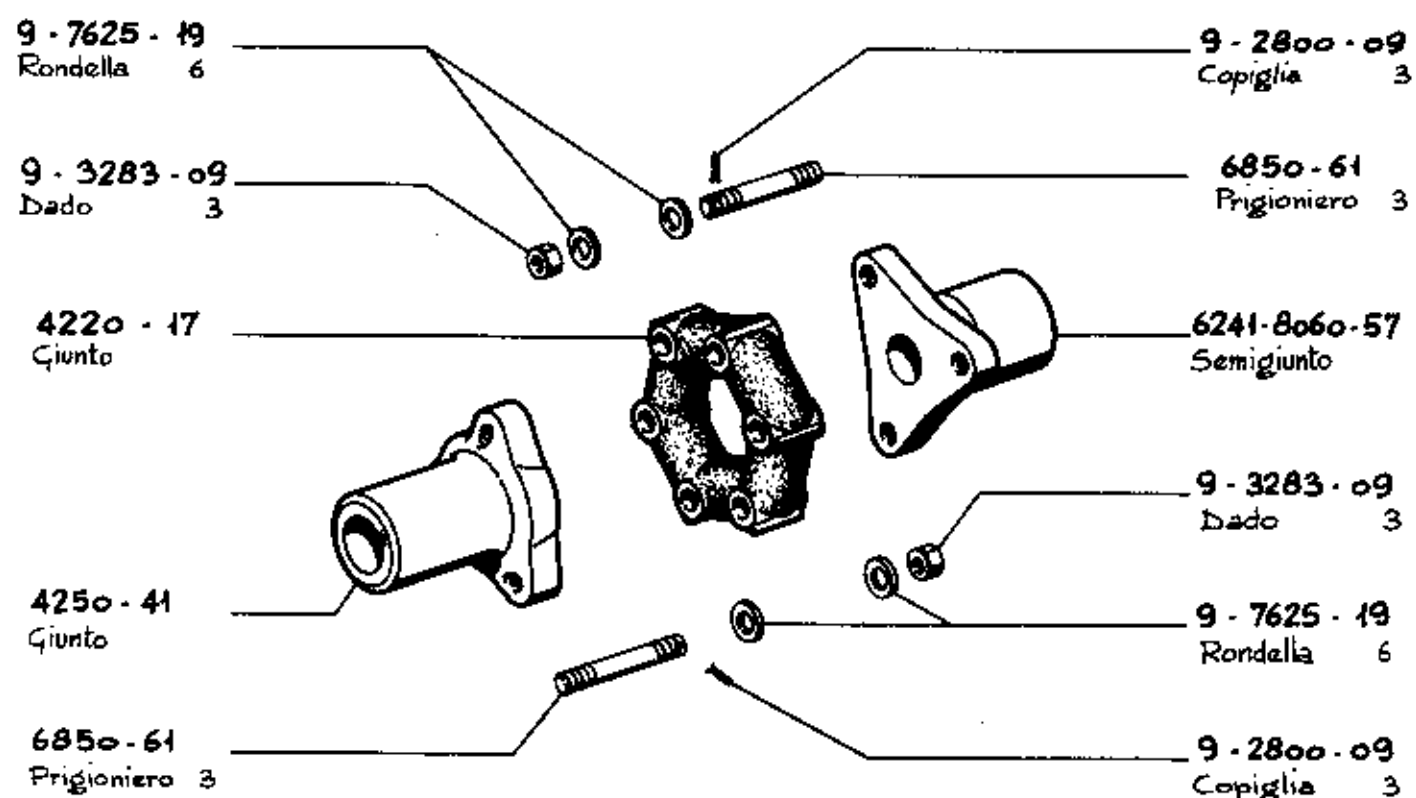
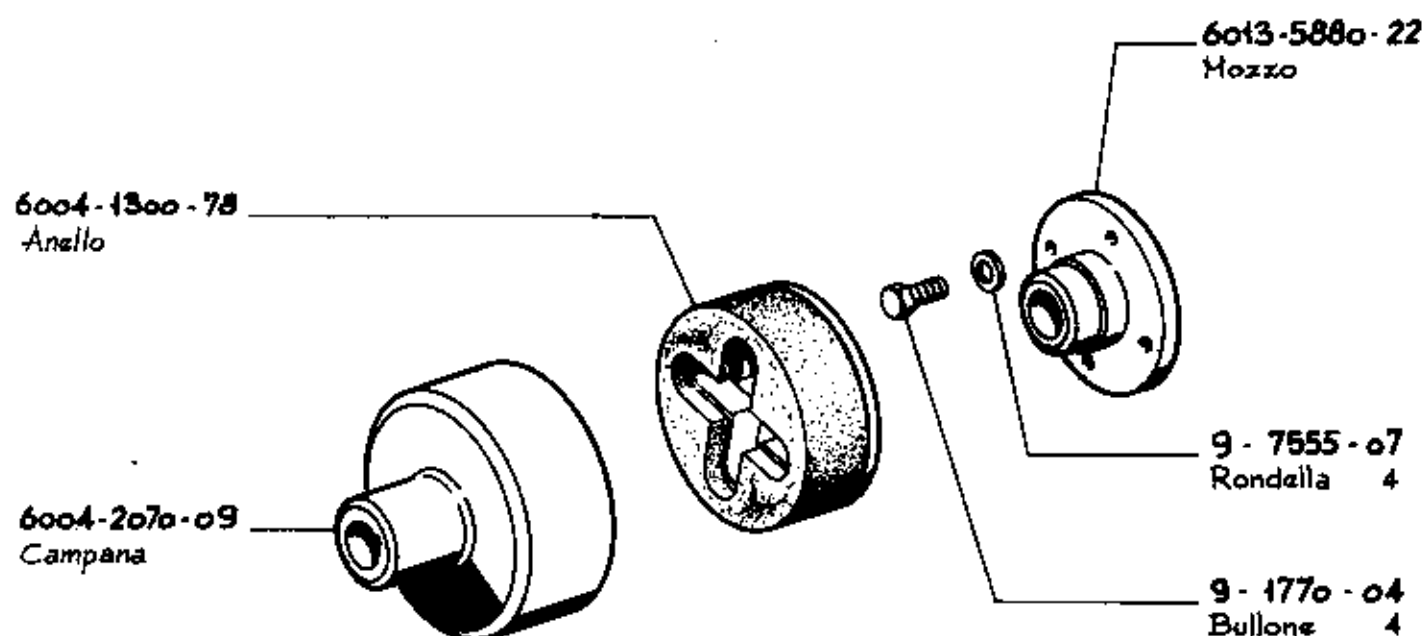
NOTE	- A partire dal motore					Fino a		
REMARQUES	- A partir du moteur					No. 372409	jusqu'au	No. 424673
REMARKS	- Starting from engine					Below		
MOTORE MOTEUR ENGINE	SERIE IM		COMPLESSIVO GROUPE ASSEMBLY	6494-8103-33		NON FORNITO SEOLTO * NON LIVRE SEPARÈMENT NOT SUPPLIED SEPARATELY		
ALIMENTAZ. MOTOCOLTIVATORE						TAVOLA TABLE	E7	
ALIMENTAT. MOTOCULTEUR								
FUEL FEEDING MOTOR TILLER						DATA DATE	7-83	



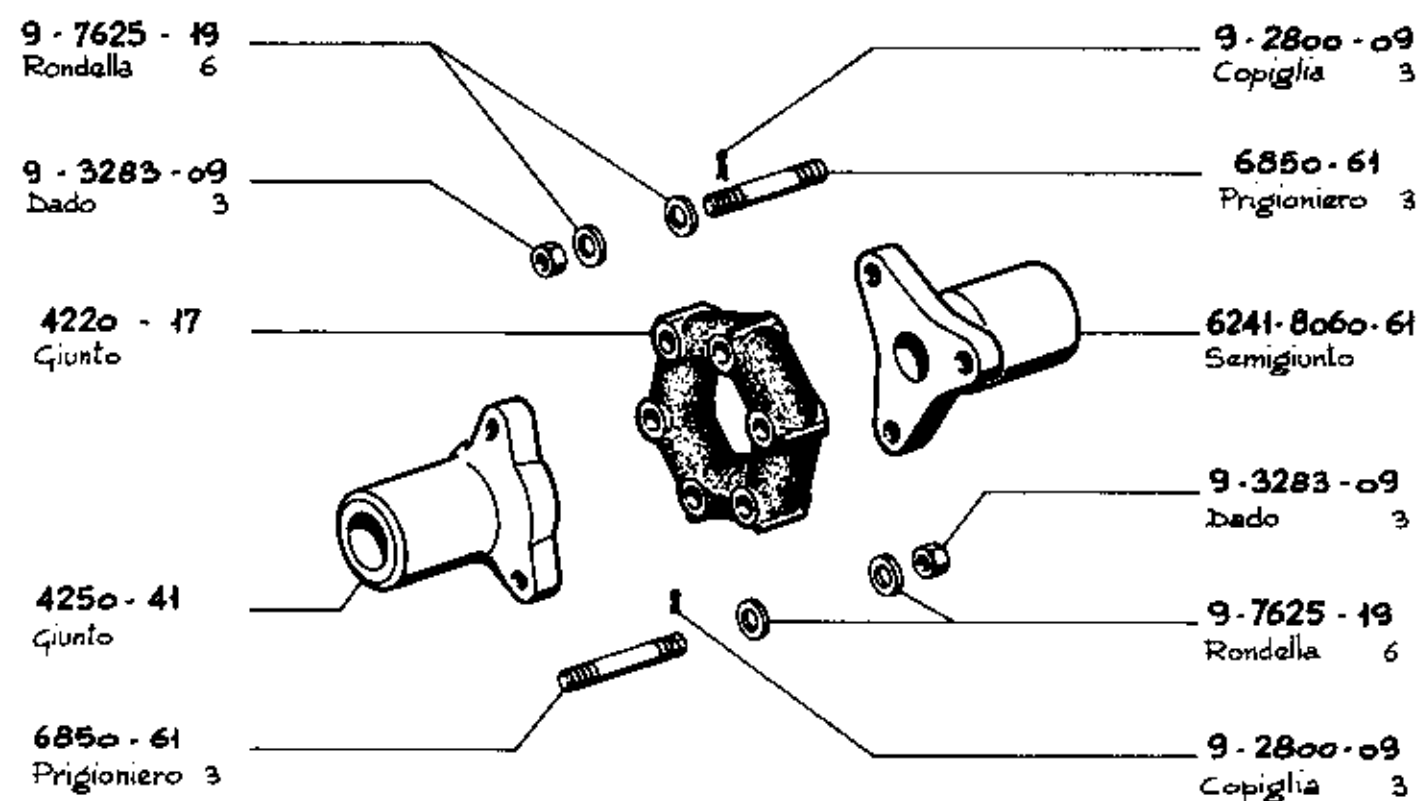
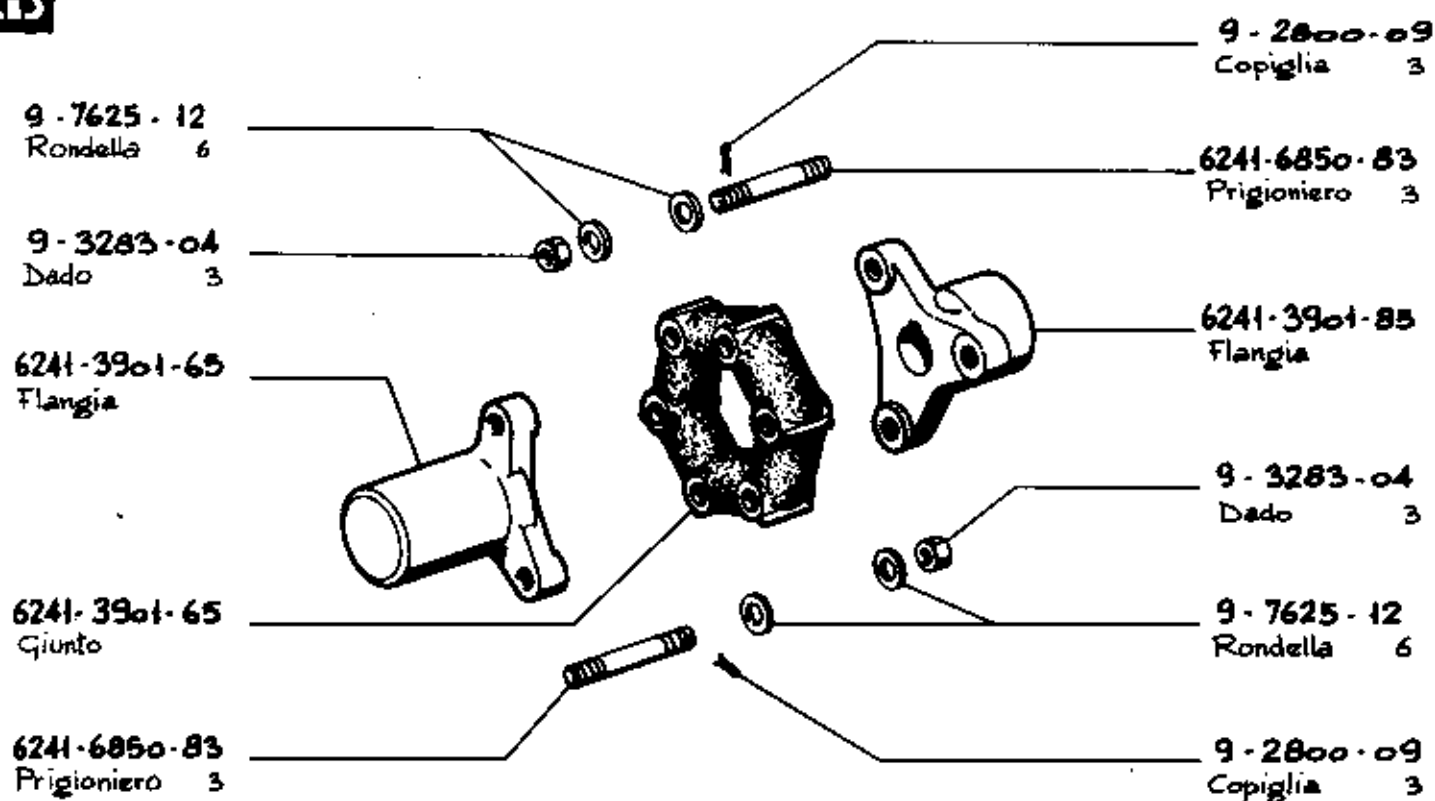
MOTORE MOTEUR ENGINE	SERIE IM	COMPLESSIVO GROUPE ASSEMBLY	NON FORNITO SEOLTO * NON LIVRE SEPAREMENT NOT SUPPLIED SEPARATELY
Alimentazione Motocoltivatore HOLDER Alimentation Motoculteur HOLDER Fuel Feeding Motor Tiller HOLDER			TAVOLA TABLE
K. 9999-657			E 8
			DATA DATE
			7-83



MOTORE MOTEUR ENGINE	SERIE 200 - IM	COMPLESSIVO GROUPE ASSEMBLY		NON FORNITO SCOLTO * NON LIVRE SEPAREMENT NOT SUPPLIED SEPARATELY	
Flangia trasmissione	Bride accouplement	Drive flange	K.9976-48	TAVOLA TABLE	E9
			K.9978-15	DATA DATE	7 - 83



MOTORE MOTEUR ENGINE	SERIE IM	COMPLESSIVO GROUPE ASSEMBLY	4250-66	NON FORNITO SOLTTO * NON LIVRE SEPARMENT NOT SUPPLIED SEPARATELY
			6241-4220-68	
Giunto centrifugo	Accouplem. centrif.	Centrifugal coupling	K. 9977-02	TAVOLA TABLE F 1
Giunto elastico	Accouplem. elastique	Flexible coupling	K. 9978-07	
				DATA DATE 7-83



MOTORE MOTEUR ENGINE	SERIE IM	COMPLESSIVO GROUPE ASSEMBLY	6241-4220-89	NON FORNITO SOLTTO * NON LIVRE SEPAREMENT NOT SUPPLIED SEPARATELY	
			6241-4220-71		
Giunti elastici	Accouplem. élastiques	Flexible couplings	K. 9978-08	TAVOLA TABLE	F2
			K. 9978-17	DATA DATE	
					7-83



● ~~6013-4880-07~~
Gruppo Centrifugo

6013-2085-61
Campana - N°2 gole
tipo A - ϕ p. 90

(A)

6013-2085-85
Campana - N°2 gole
tipo A - ϕ p. 82

(B)

6013-7700-85
Rondella



9-1240-33
Anello Seeger

6013-2085-62
Campana - N°3 gole
tipo A - ϕ p. 75

(C)

6013-2085-96
Campana - N°3 gole
tipo A - ϕ p. 90

(D)

~~6004-1200-78~~
Anello

6013-5885-15
Mozzo

9-7655-07
Rondella 4

9-1770-04
Bullone 4

● ~~6945-81~~
(A) Puleggia centrifuga
completa

● ~~6013-6945-73~~
(B) Puleggia centrifuga
completa

● ~~6945-60~~
(C) Puleggia centrifuga
completa

● ~~6013-6945-87~~
(D) Puleggia centrifuga
completa

~~8888.755~~

~~8888.702~~

~~8888.703~~

~~8888.700~~

MOTORE MOTEUR ENGINE	SERIE	IM	COMPLESSIVO GROUPE ASSEMBLY	NON FORNITO SEOLTO * NON LIVRE SEPARMENT NOT SUPPLIED SEPARATELY	
Puleggia centrifuga	Poulie centrifuge	Centrifugal pulley	K. 9977-01	TAVOLA TABLE	F 3
				DATA DATE	7-83



● 6013-4880-08
Gruppo centrifugo

escluso campana

6005-1301-68

Anello

9-9730-26

Vite 6

6013-7701-07

Rondella

9-7565-07

Rondella

9-1770-21

Bullone

9-3010-43

Cuscinetti

9-1240-53

Anello Seeger

6013-5885-23

Mozzo con
conicità
Ø22

6157-3466-05

Distanziale

6003-2085-42

Campana - N°2 gola
Tipo A - Øp. 85

6013-2086-30

Campana - N°1 gola
Tipo A - Øp. 137

8888.701

● 6945-82

Ⓐ Puleggia centrifuga
completa

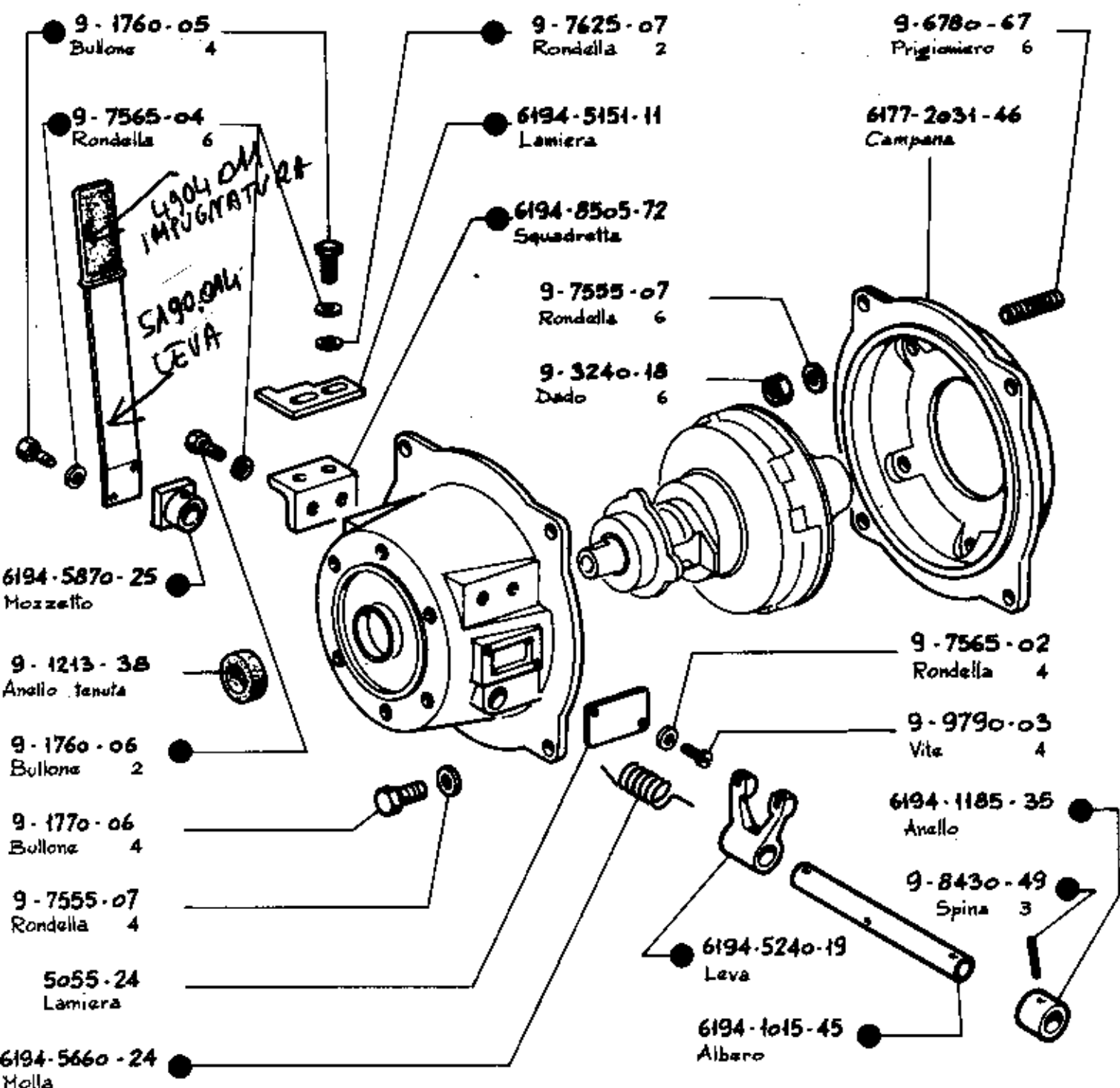
● 6013-6945-88

Ⓑ Puleggia centrifuga
completa

8888.751

*Solo per alberi forniti
di corice*

MOTORE MOTEUR ENGINE	SERIE IM	COMPLESSIVO GROUPE ASSEMBLY	NON FORNITO SEOLTO * NON LIVRE SEPARATEMENT NOT SUPPLIED SEPARATELY
Puleggia centrifuga	Poulie centrifuge	Centrifugal pulley	K.9980 - 76
			TAVOLA TABLE
			DATA DATE
			F 4
			7 - 83



6194-8280-23
Snodo

9-7565-07
Rondella

6194-5203-59
Leva

MOTORE MOTEUR ENGINE	SERIE IM	COMPLESSIVO GROUPE ASSEMBLY	4032-10 4032-14	NON FORNITO SEOLTO * NON LIVRE SEPARMENT NOT SUPPLIED SEPARATELY
Frizione industriale (a secco)	Embrayage industriel (à sec)	Industrial clutch (dry)	K.9986-57	TAVOLA TABLE
Frizione autotrazione (a secco)	Embrayage autotract. (à sec)	Automotive clutch (dry)	K.9986-59	DATA DATE
				F5a
				7-83



6194-5375-11
Manicotto e cuscin.

70-9730-03
Vite 6

9-1760-05
Bullone 3

9-7565-04
Rondella 3

9-3001-08
Cuscinetto

90-2280-44
Chiavetta

6194-1037-86
Albero

9-1240-21
Anello Seeger

9-1210-73
Anello tenuta

6194-2110-42
Canotto

6194-3380-70
Disco Frizione

6177-2052-31
Campana compl

6177-1861-89
Bullone

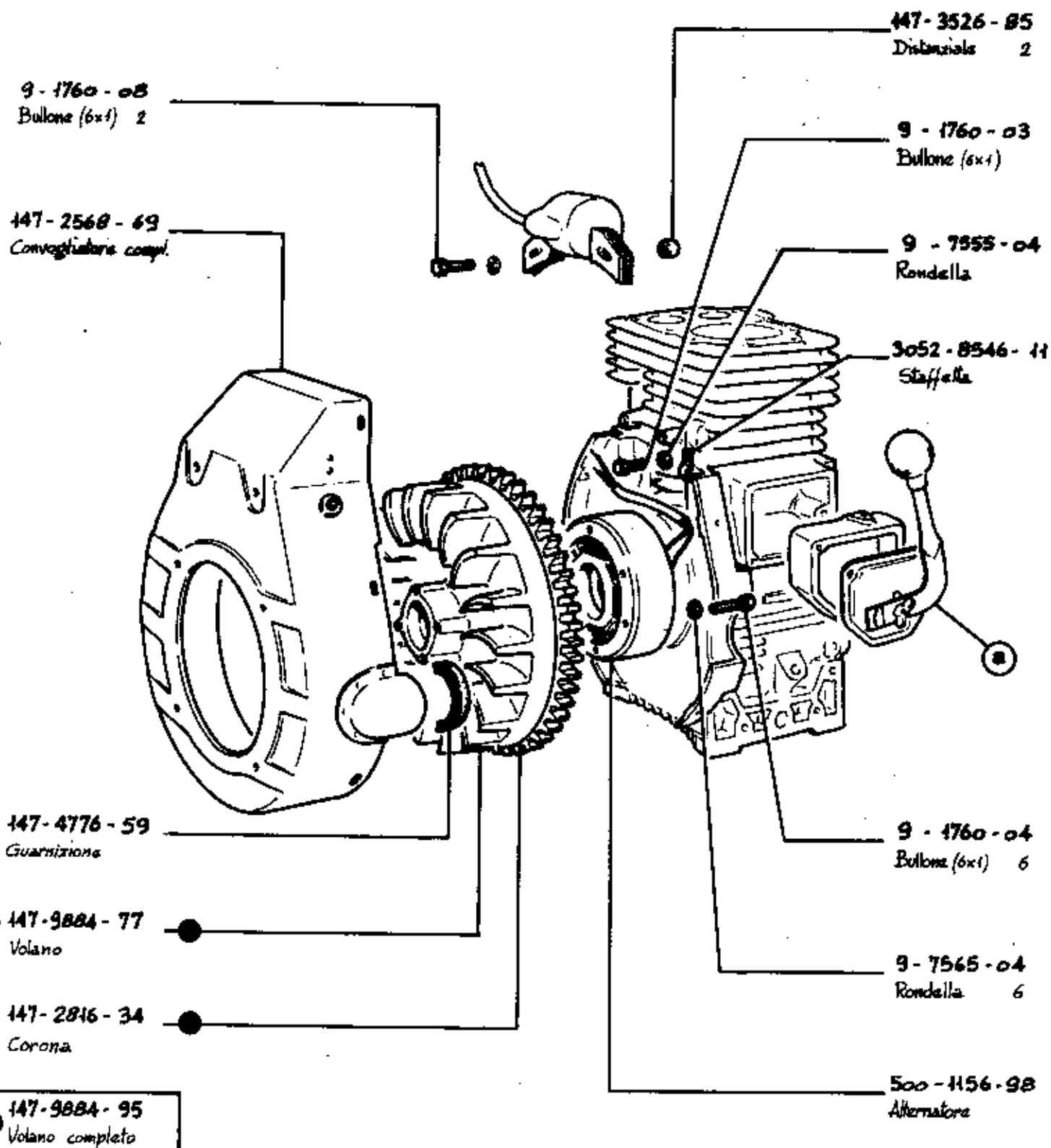
9-3001-27
Cuscinetto

6194-5499-11
Meccanismo

6194-5570-09
Molla

MOTORE MOTEUR ENGINE	SERIE	IM	COMPLESSIVO GROUPE ASSEMBLY	● 4032-10	NON FORNITO SEOLTO * NON LIVRE SEPARMENT NOT SUPPLIED SEPARATELY
				▲ 4032-14	
● Frizione industriale (a secco)	Embrayage industr.	Industrial clutch	(dry)	K.9986-57	TAVOLA TABLE
▲ Frizione autotraz. (a secco)	Embrayage autotrac.	Automotive clutch	(dry)	K.9986-59	
					DATA DATE
					7-83

F5b



- Vedi tavola

● - Voir table B 12

- See table

MOTORE MOTOR ENGINE	SERIE IM	COMPLESSIVO GROUPE ASSEMBLY	NON FORNITO SOLTTO * NON LIVRE SEPAREMENT NOT SUPPLIED SEPARATELY
AVVIAMENTO ELETTR. CON MOTORINO DEMARR. ELECTR. AVEC DEMARREUR ELECTR. STARTING WITH STARTER MOTOR			9995 - 20 IM 250 K. 9995 - 19 IM 300 9995 - 18 IM 350
			TAVOLA TABLE
			DATA DATE
			F 6a
			7 - 83



90-6607-01
Ponte raddrizzam.

90-5041-19
Interruttore a solenoide

147-1514-23
Basamento IM 250

155-1514-33
Basamento IM 300

158-1514-54
Basamento IM 350

Blocco mot.
1560 168

9-9730-12
Vite E.I. (6x1) 3

147-6360-43
Piastra motorino

9-9765-58
Vite S.T.E.I.

9-7865-07
Rondella 2

9-1770-04
Bullone (M8x25) 2

9-7625-07
Rondella

6550-1400-57
Asta livello olio

147-9485-60
Tubo rifornimento olio

9-9790-37
Vite (6x1)

9-4350-06
Guarnizione

1901-14
Bulone fiss. racc.

147-5840-58
Motorino avviam.

- Vedi Tavola

- Voir Table F 8

- See Table

MOTORE
MOTEUR
ENGINE

SERIE IM

COMPLESSIVO
GROUPE
ASSEMBLY

NON FORNITO SEOLTO
* NON LIVRE SEPARÉMENT
NOT SUPPLIED SEPARATELY

9995-20
IM 250
K. 9995-19
IM 300
9995-18
IM 350

TAVOLA
TABLE

F 6b

DATA
DATE

7-83



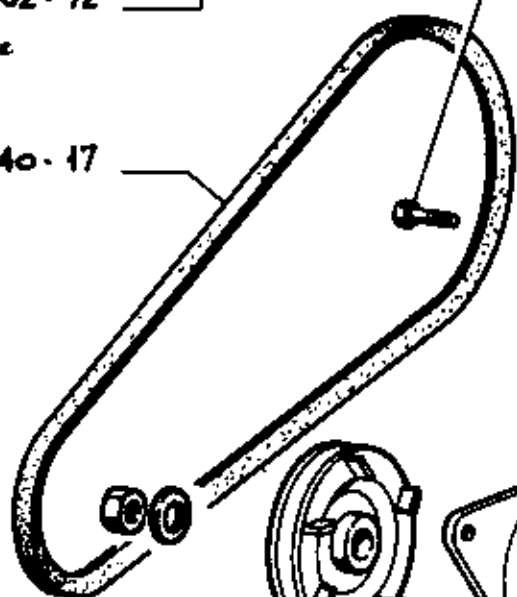
90-5041-19
Interruttore a solenoide



6014-7362-72
Regolatore




90-2440-17
Cinghia



90-7100-25
Puleggia



90-3375-07
Dinamotore



147-1471-25
Avviam. compl.

8888.613

9-1760-10
Bullone (M6x1) 4

147-7100-57
Puleggia

6550-1400-47
Asta livello olio

147-9485-59
Tubo rifornimento

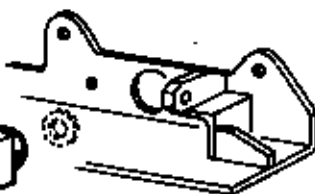
9-7625-07
Rondella

9-9790-47
Vite M6x1

9-9765-58
Tappo



9-4350-06
Quarizzazione



1901-14
Bullone raccordo



MOTORE MOTEUR ENGINE	SERIE IM	COMPLESSIVO GROUPE ASSEMBLY		NON FORNITO SEOLTO * NON LIVRE SEPARMENT NOT SUPPLIED SEPARATELY
AVVIAMENTO ELETTR. con DINAMOTORE DEMARRAGE ELECTR. avec DYNASTART ELECTRICAL STARTING with START. GEN.			K. 9995 - 52	TAVOLA TABLE
				DATA DATE
				7 - 83

F7a



147-6927-22

Protezione

9-7565-04

Rondella 2

9-1760-03

Bullone (M6x1) 2

6515-8545-59

Staffa

9-1770-44

Bullone M8x1,25

9-1770-44

Bullone M8x1,25

9-7565-07

Rondella

9-3240-18

Dado M8x1,25

9-7625-10

Rondella

9-7565-07

Rondella

9-1770-04

Bullone M8x1,25

9-7565-07

Rondella

9-3240-18

Dado M8x1,25

9-1780-07

Bullone M10x1,5

147-6429-22

Piede

9-7565-11

Rondella

9-3240-32

Dado M10x1,5

9-9730-24

Vite (M8x1,25) 2

MOTORE
MOTEUR
ENGINE

SERIE IM

COMPLESSIVO
GROUPE
ASSEMBLYNON FORNITO SCSLTO
* NON LIVRE SEPAREMENT
NOT SUPPLIED SEPARATELY

K. 9995-52

TAVOLA
TABLE

F.7b

DATA
DATE

7-83



147-4908-33

Indotto

147-2095-03

Campo magnetico 2

70-1960-21

Bussole

147-6456-09

Pignone

9-1185-37

Anello

9-3206-47

Dado

147-5801-93

Molla

147-8815-31

Supporto

147-5840-58

Motorino compl.

147-1960-20

Bussole

147-8815-29

Supporto

147-6617-09

Portacontatto

147-8310-43

Serie spazzole

147-6617-05

Portaspazzole

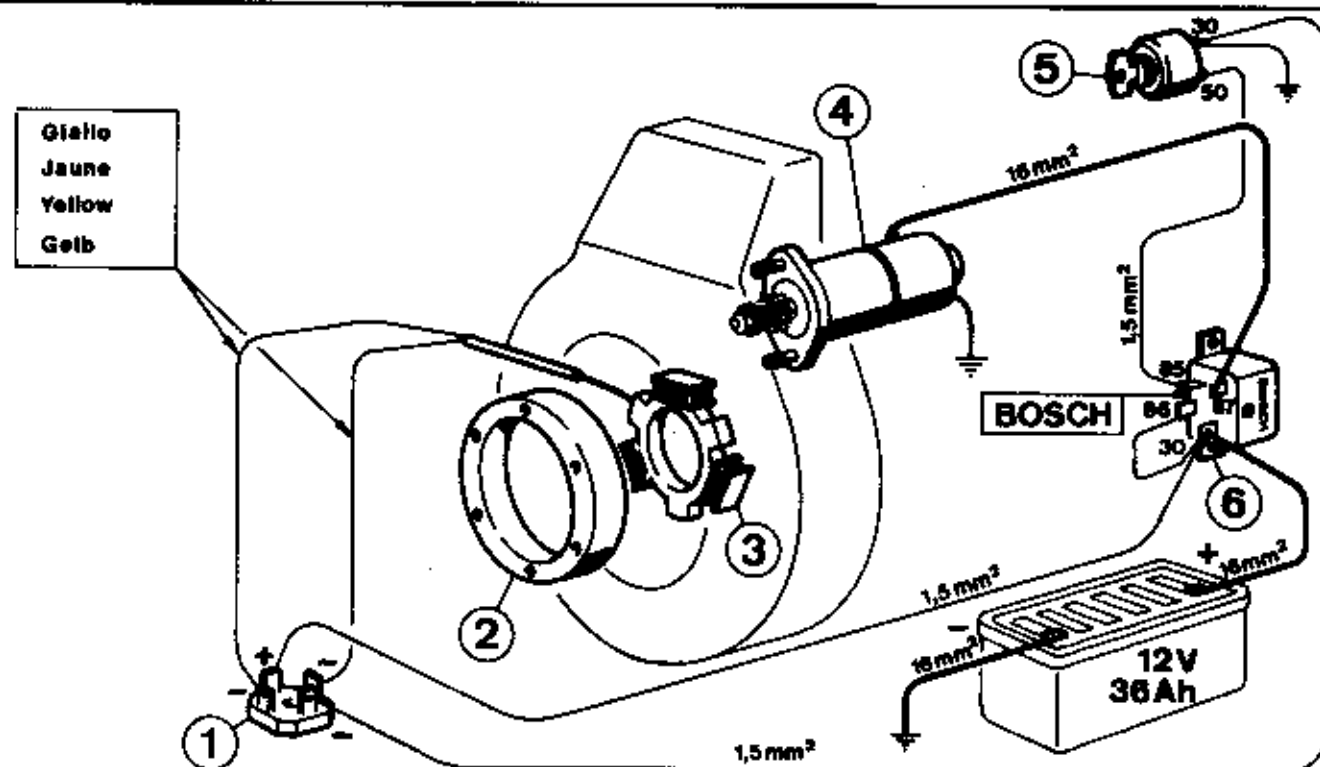
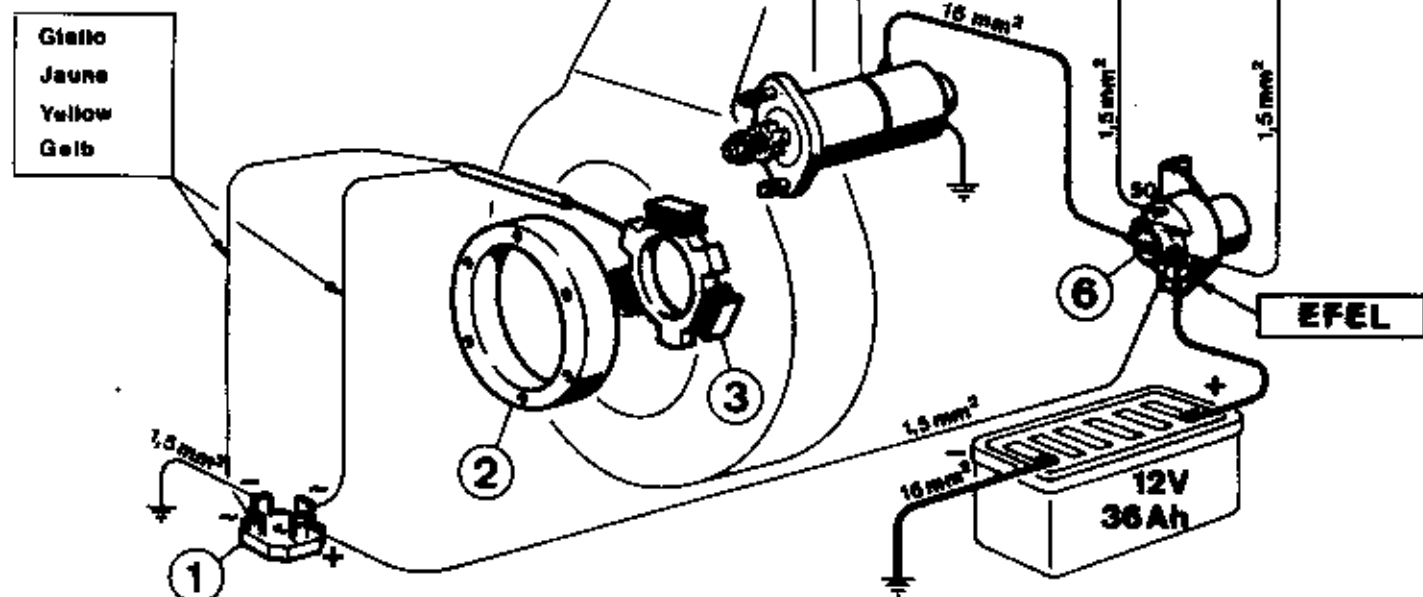
147-9265-92

Tirante

147-9265-91

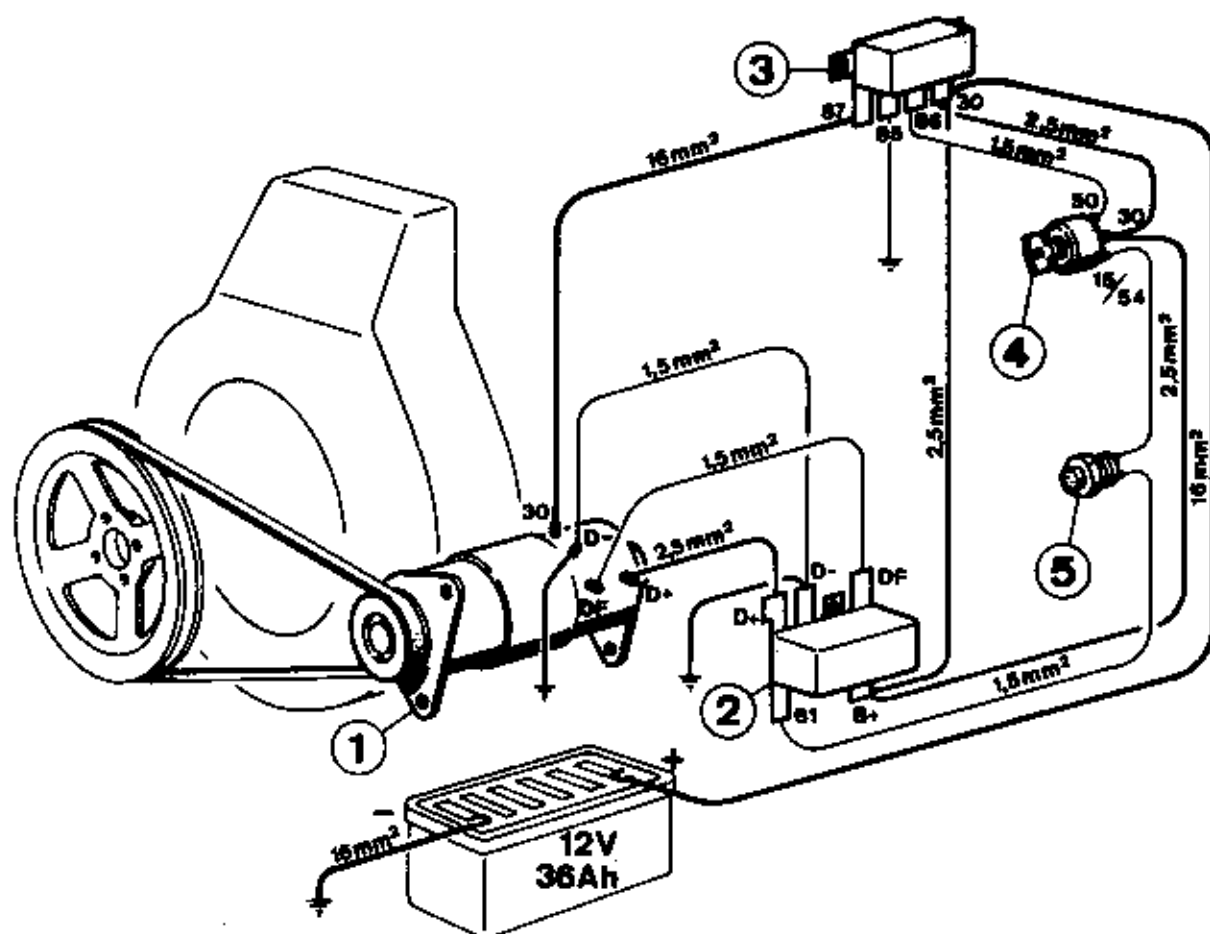
Tirante

MOTORE MOTEUR ENGINE	SERIE IM	COMPLESSIVO GROUPE ASSEMBLY	NON FORNITO SEOLTO * NON LIVRE SEPARMENT NOT SUPPLIED SEPARATELY
MOTORINO AVVIAMENTO * SJCE, DEMARREUR * SJCE, * SJCE, ELECTRIC STARTING MOTOR			TAVOLA TABLE
			F 8
			DATA DATE
			7-83



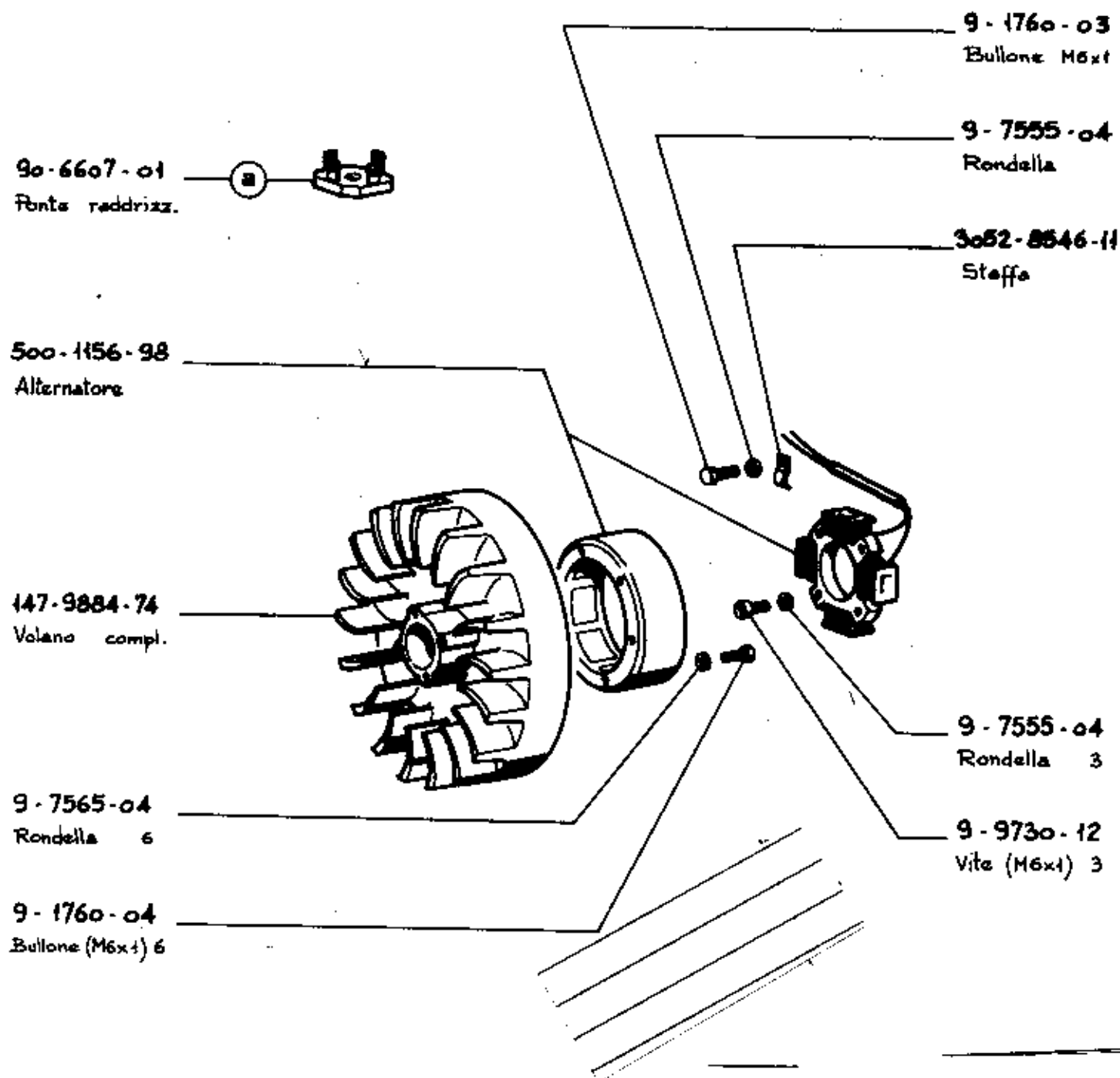
①	Ponte raddrizzamento	- Pont de redressement	- Rectifying bridge	90 - 6607 - 01
②	Induttore	- Inducteur	- Inductor	500 - 1156 - 98
③	Indotto alternatore	- Induit alternateur	- Altern. armat. winding	
④	Motorino	- Démarreur	- Starting motor	147 - 5840 - 58
⑤	Interruttore avviamento	- Interrupt. démarrage	- Starting keyswitch	422 - 5040 - 04
⑥	Interruttore a solenoide	- Interrupt. à solénoïde	- Solenoid switch	90 - 5041 - 19

MOTORE MOTEUR ENGINE	SERIE IM	COMPLESSIVO GROUPE ASSEMBLY	NON FORNITO SEOLTO * NON LIVRE SEPARÉMENT NOT SUPPLIED SEPARATELY
SCHEMI ELETTRICI SCHEMAS ELECTRIQUES WIRING DIAGRAMS			TAVOLA TABLE
			DATA DATE
			F9
			7-83



①	Dinamotore	- Dynastart	- Starter generator	90 - 3375 - 07
②	Regolatore di tensione	- Régulateur de tension	- Voltage regulator	8014 - 7362 - 72
③	Interruttore a solenoide	- Interrupteur a solenoide	- Solenoid switch	90 - 5041 - 19
④	Interruttore avviamento	- Interrupteur démarr.	- Starting keyswitch	422 - 5040 - 04
⑤	Splia carica batteria	- Témoin charge batt.	- Battery charg.warn. light	422 - 8345 - 03

MOTORE MOTEUR ENGINE	SERIE IM	COMPLESSIVO GROUPE ASSEMBLY	NON FORNITO SEOLTO * NON LIVRE SEPARMENT NOT SUPPLIED SEPARATELY
SCHEMI ELETTRICI SCHEMAS ELECTRIQUE WIRING DIAGRAMS			TAVOLA TABLE
			F 10
			DATA DATE
			7-83



- Solo con ricarica batteria.

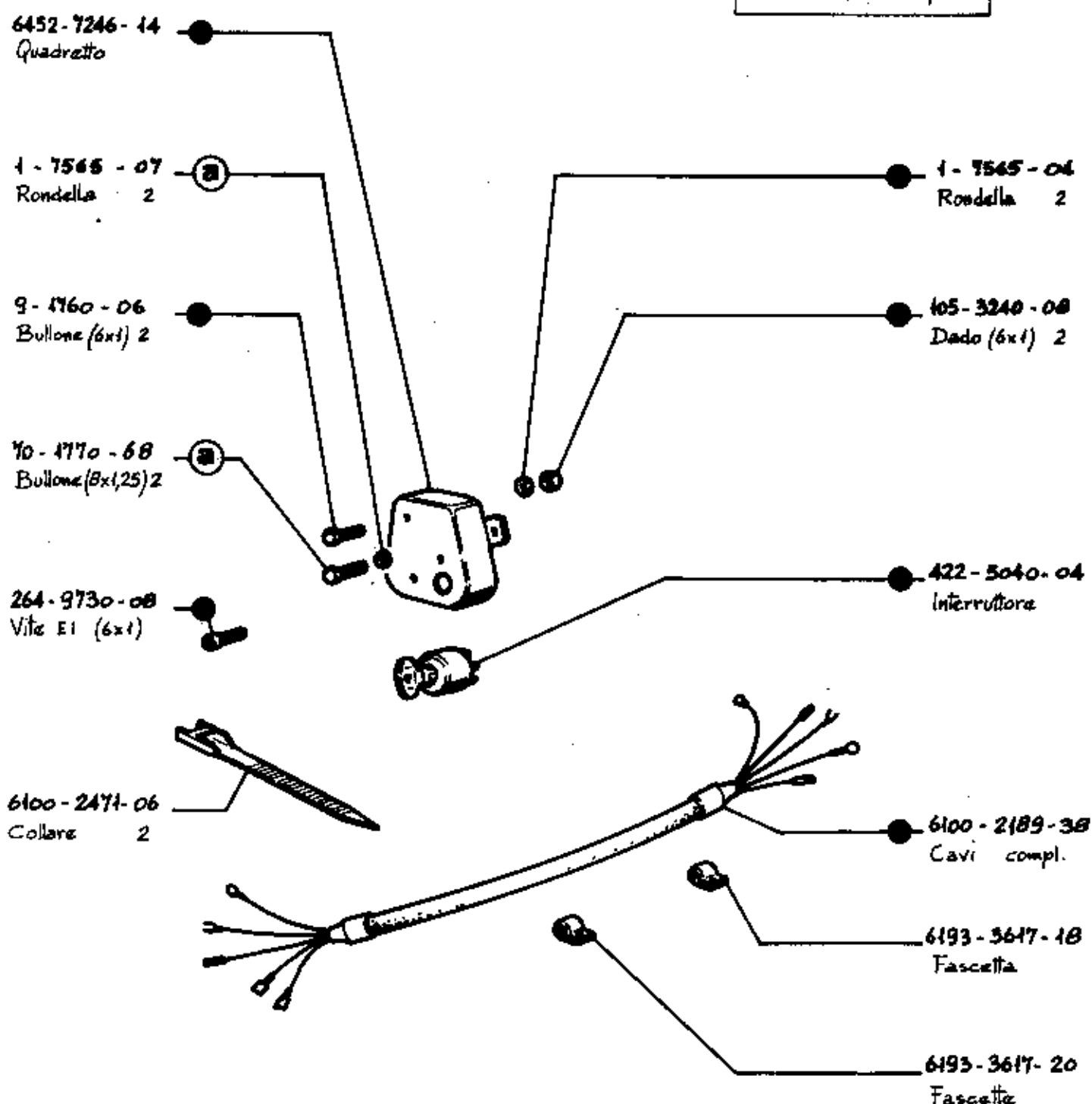
Ⓐ - Seulement avec recharge batterie.

- With battery recharging only.

MOTORE MOTEUR ENGINE	SERIE IM	COMPLESSIVO GROUPE ASSEMBLY	NON FORNITO SEOLTO * NON LIVRE SEPARMENT NOT SUPPLIED SEPARATELY
ALTERNATORE ALTERNATEUR ALTERNATOR	12V-50W Avec recharge batterie With battery recharging	K. 9995 - 17	TAVOLA TABLE
	6V-40W Sans charge batterie Without battery charging	K. 9995 - 83	DATA DATE
			F 11 7 - 83



● 6452-7246-48
Quadretto compl.



NOTE
REMARQUES
REMARKS

ⓐ - Per motore senza piedi.
- Pour moteur sans les pieds.
- For engine without mounts.

ⓑ - Per motore con piedi.
- Pour moteur avec les pieds.
- For engine with mounts.

MOTORE
MOTEUR
ENGINE

SERIE IM

COMPLESSIVO
GROUPE
ASSEMBLY

NON FORNITO SOLTTO
* NON LIVRE SEPARATEMENT
NOT SUPPLIED SEPARATELY

QUADRETTO MANOVRA A DISTANZA (avv. el. motorino)
TABLEAU DE BORD A DISTANCE (dém. él. avec dém.) K.
REMOTE SWITCH PANEL (el. start. with start. mol)

9987-56 ⓐ

9987-58 ⓑ

TAVOLA
TABLE

G 1

DATA
DATE

7 - 83



422-5175-02
Lampada

422-8345-03
Spia

422-5040-04
Interruttore

6452-7246-45
Quadretto compl.

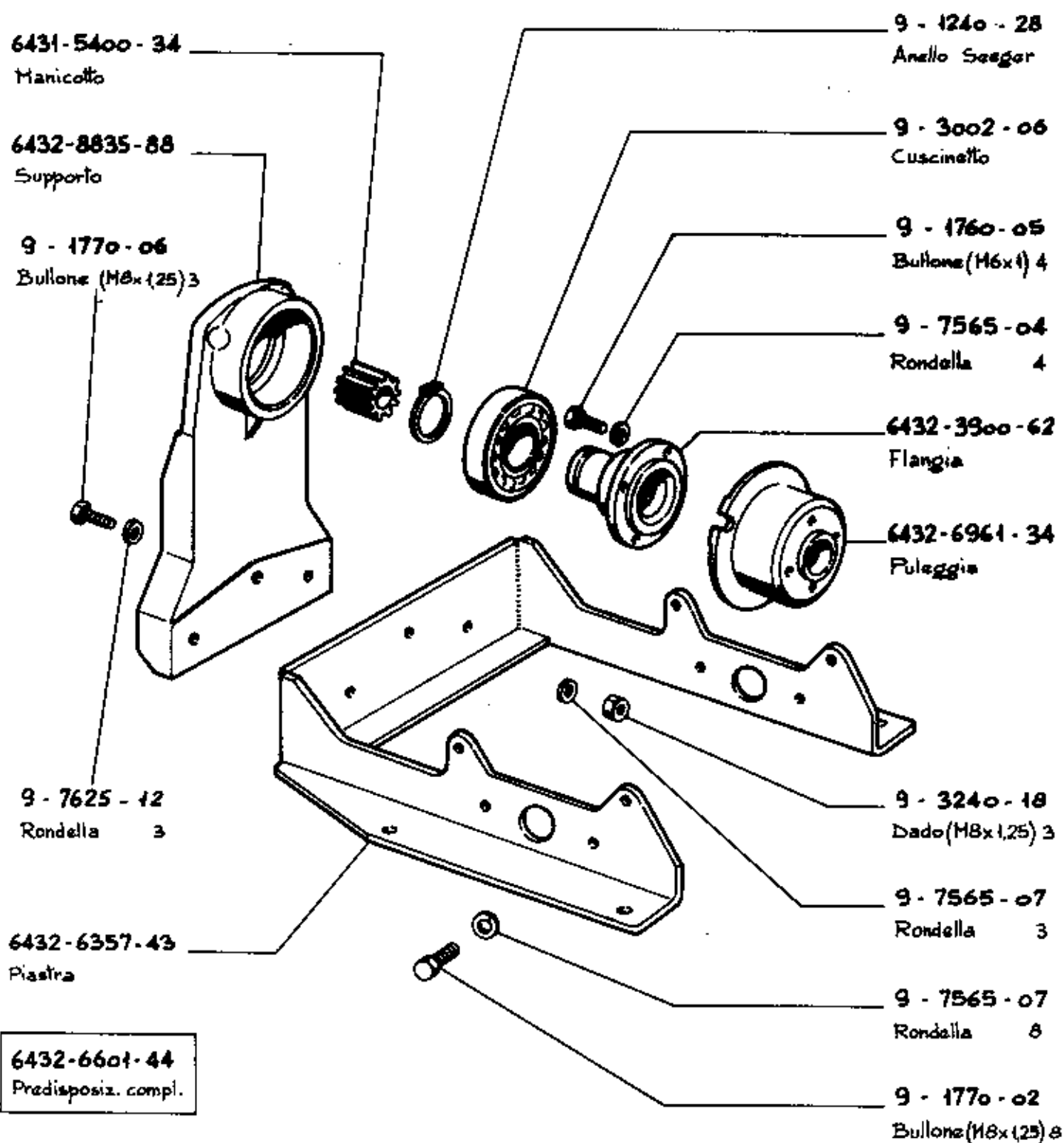
6452-7245-36
Quadretto

2185-48
Cavi compl.

6100-2471-06
Collare 2

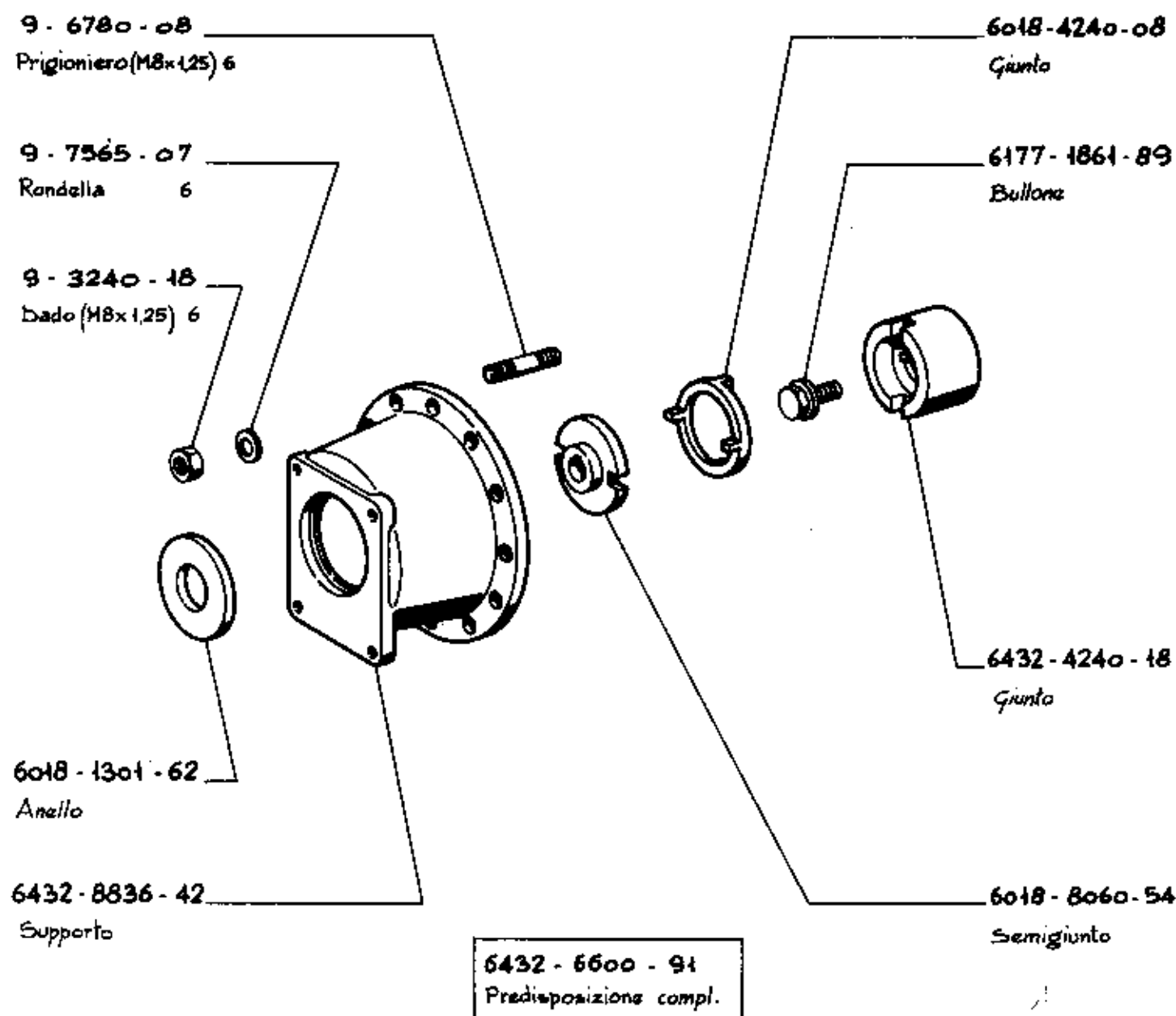
- Vedi Circolare Tecnica N° 705 .
- Voir Circulaire Technique No. 705 .
- See Service Letter No. 705 .

MOTORE MOTEUR ENGINE	SERIE IM	COMPLESSIVO GROUPE ASSEMBLY	NON FORNITO SEOLTO * NON LIVRE SEPARMENT NOT SUPPLIED SEPARATELY
QUADRETTO MANOVRA DISTANZA (Avv. el. dinam.) TABLEAU DE BORD A DISTANCE (Dém. él. dynast.) K.9967-78 REMOTE SWITCH PANEL (El. start. dynast.)			TAVOLA TABLE
			62
			DATA DATE
			7-83

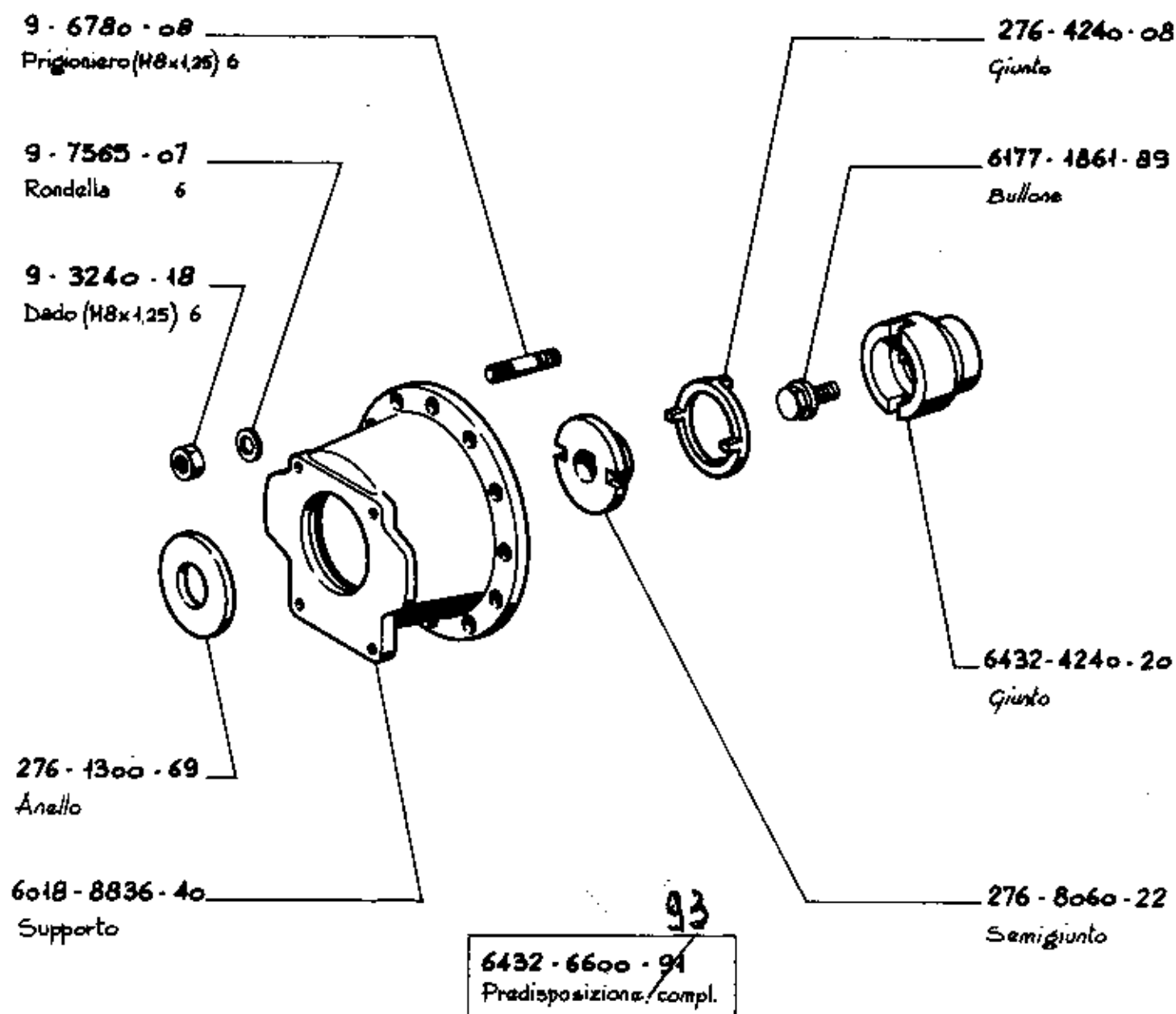


- Accoppiamento diretto -
- Accouplement direct.
- Direct coupling -

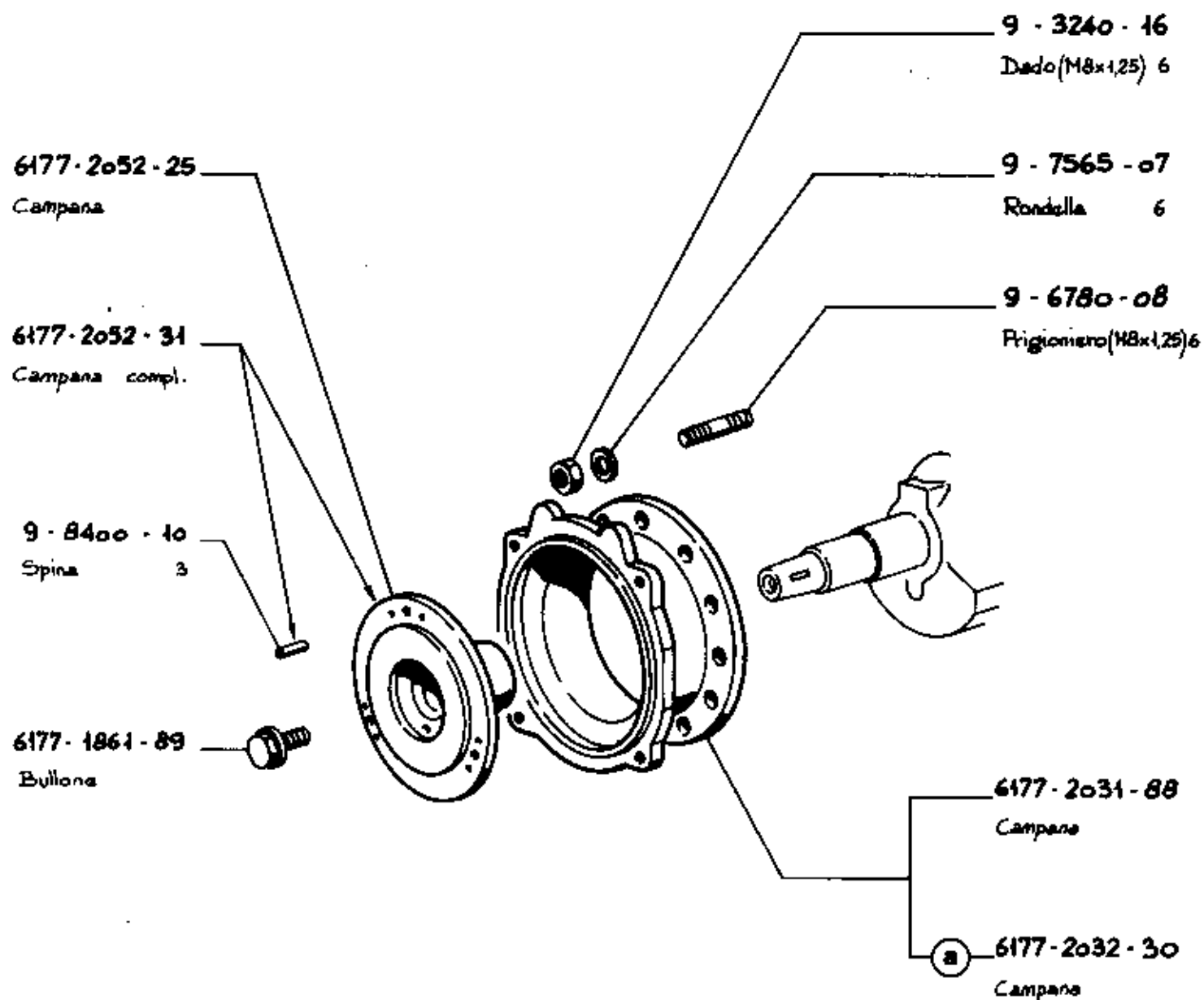
MOTORE MOTEUR ENGINE	SERIE IM	COMPLESSIVO GROUPE ASSEMBLY	NON FORNITO SEOLTO * NON LIVRE SEPARMENT NOT SUPPLIED SEPARATELY
PREDIS. POMPA OLEODINAM. 1PS - Lato Volano PREDIS. POMPE HYDRAULIQ. 1PS - Côté Volant HYDRAUL. PUMP ADAPT. 1PS - Flywheel Side			TAVOLA TABLE
K. 9995 - 81			DATA DATE
			63 7-83



MOTORE MOTEUR ENGINE	SERIE IM	COMPLESSIVO GROUPE ASSEMBLY	NON FORNITO SEOLTO * NON LIVRE SEPAREMENT NOT SUPPLIED SEPARATELY
PREDISPOSIZIONE POMPA OLEODIN. 1PD - Lato presa moto PREDISPOSIT. POMPE HYDRAUL. 1PD - Côté prise de force K.9988 - 52 HYDRAULIC PUMP ADAPTER 1PD - P.T.O. side			TAVOLA TABLE
			64
			DATA DATE
			7 - 83



MOTORE MOTEUR ENGINE	SERIE IM	COMPLESSIVO GROUPE ASSEMBLY	NON FORNITO SCOLTO * NON LIVRE SEPAREMENT NOT SUPPLIED SEPARATELY
PREDISPOSIZIONE POMPA OLEODIN. 2PD - Lato presa moto PREDISPOSIT. POMPE HYDRAUL. 2PD - Côté prise de force K.9988 - 53 HYDRAULIC PUMP ADAPTER 2PD - P.T.O. side			TAVOLA TABLE
			65
			DATA DATE
			7 - 83

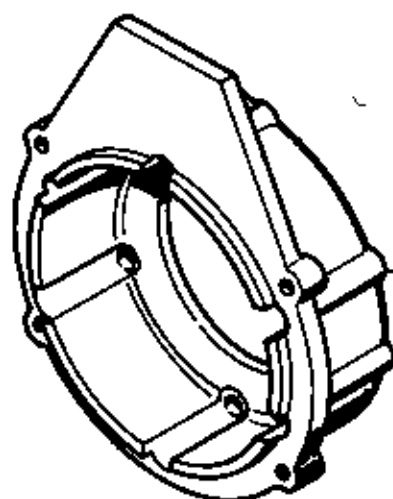


Versione IMER .

Ⓐ Version IMER .

IMER version .

MOTORE MOTEUR ENGINE	SERIE IM	COMPLESSIVO GROUPE ASSEMBLY	NON FORNITO SEOLTO * NON LIVRE SEPARÉMENT NOT SUPPLIED SEPARATELY
FLANGIATURA FRIZIONE "PITTERI A E 110 L. BRIDE EMBRAYAGE "PITTERI A E 110 L. "PITTERI A E 110 L. CLUTCH FLANGE		K. 9973 - 17	TAVOLA TABLE
		Ⓐ K. 9999 - 909	DATA DATE
			66 7 - 83



4034-2031-17

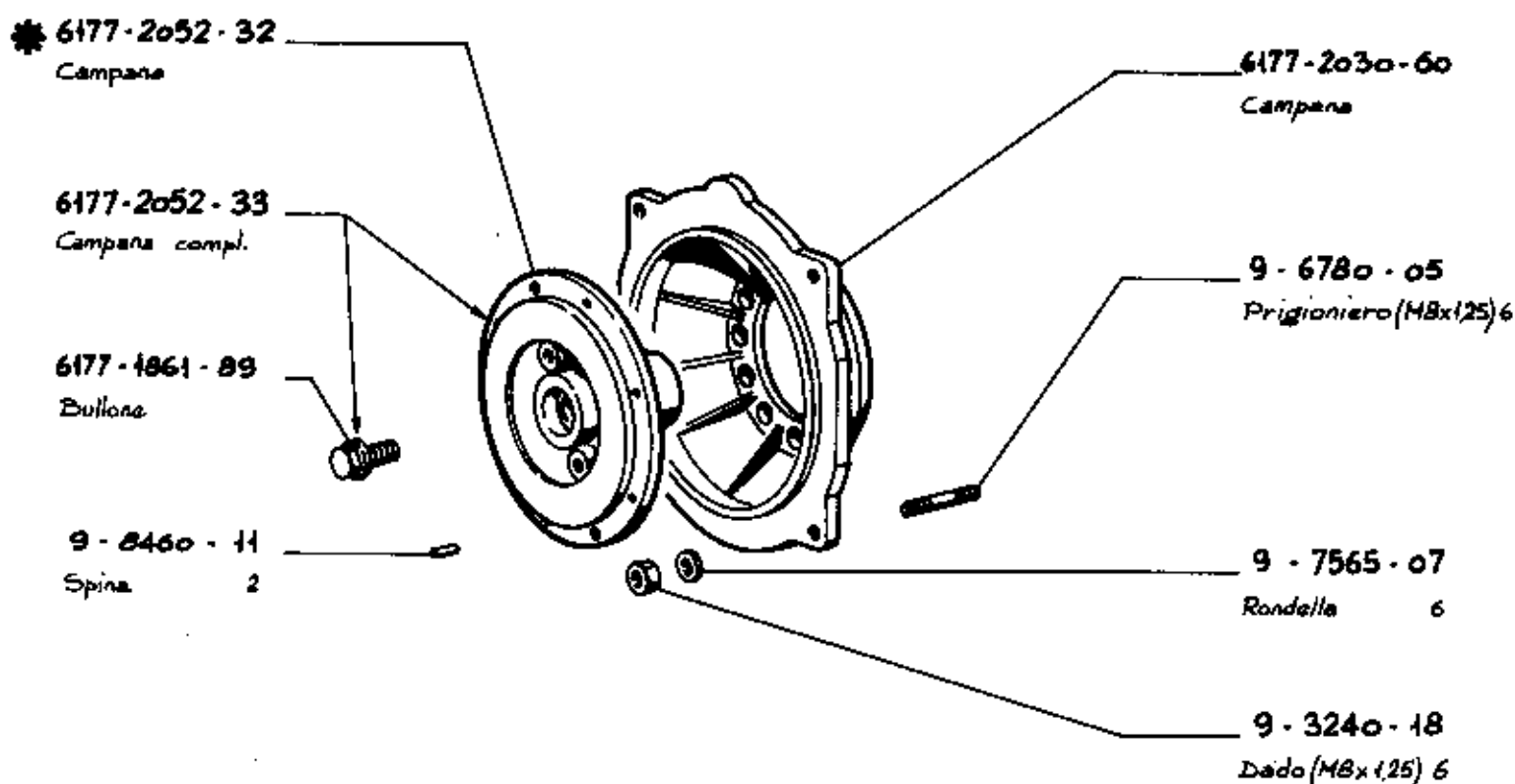
Campana

9-9730-25

Vite (M8x1,25) 6



MOTORE MOTEUR ENGINE	SERIE IM	COMPLESSIVO GROUPE ASSEMBLY	NON FORNITO SEOLTO * NON LIVRE SEPARMENT NOT SUPPLIED SEPARATELY	
FLANGIATURA STAUB BRIDE STAUB STAUB FLANGE			TAVOLA TABLE	G7
			DATA DATE	7-83



- Flangiatura tipo "A" per motocoltivatore.
- Bride type "A" pour motoculteur.
- "A" type flange for motor tiller.

MOTORE MOTEUR ENGINE	SERIE IM	COMPLESSIVO GROUPE ASSEMBLY	NON FORNITO SICILO * NON LIVRE SEPARIMENT NOT SUPPLIED SEPARATELY
FLANGIATURA CON CAMPANA PORTAFRIZIONE BRIDE AVEC CLOCHE EMBRAYAGE FLANGE WITH CLUTCH HOUSING			TAVOLA TABLE
			DATA DATE
			G 8
			7-83



1028 - 2051 - 81

Campana

6177 - 1861 - 89

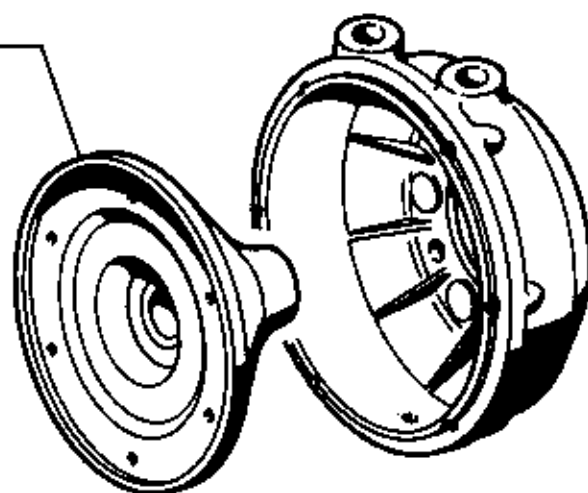
Bullone

9 - 7565 - 07

Rondella 6

9 - 3240 - 18

Dado (M8x1,25) 6



1028 - 2031 - 60

Campana



9 - 6780 - 05

Prigioniero (M8x1,25) 6

- Per motocoltivatore .

- Pour motoculteur .

- For motor tiller .

MOTORE MOTEUR ENGINE	SERIE IM	COMPLESSIVO GROUPE ASSEMBLY	NON FORNITO SEGLATO * NON LIVRE SEPAREMENT NOT SUPPLIED SEPARATELY	
FLANGIATURA CON CAMPANA PORTAFRIZIONE BRIDE AVEC CLOCHE EMBRAYAGE FLANGE WITH CLUTCH HOUSING			TAVOLA TABLE	G 9
			DATA DATE	7-83



447-4730 - 46

Guarniz. testa IM 250-251

155-4730 - 47

Guarniz. testa IM 300-301

158-4730 - 48

Guarniz. testa IM 252-302-351

158-4730 - 52

Guarniz. testa IM 350-351

147-4601 - 29

Guarnizione portina

447-8180 - 57

Serie guarnizioni
IM 250-251

155-8180 - 58

Serie guarnizioni
IM 300-301

158-8180 - 59

Serie guarnizioni
IM 252-302-350-351-352

a 90-4500 - 75

Guarnizione scarico 2

b 158-4501 - 18

Guarnizione scarico 2

a 90-4500 - 76

Guarnizione aspiraz.

b 158-4501 - 19

Guarnizione aspiraz.

90-4680 - 39

Guarnizione sfisto 2

147-4490 - 36

Guarnizione carb.-filtro aria

90-4470 - 10

Guarnizione carb.-filtro aria

a 90-4470 - 09

Guarnizione curva-carb.

b 158-4470 - 13

Guarnizione curva-carb.

a - Antemodifica.
- Avant la modification.
- Prior to improvement.

b - Postmodifica.
- Après la modification.
- After improvement.

c - Antemodifica solo per IM 250 e 351.
- Avant la modification seulement pour IM 250 et 351.
- Prior to improvement for IM 250 and IM 351.

○ - Per motore con filtro aria a bagno d'olio.
- Pour moteur avec filtre à air à bain d'huile.
- For engine with oil bath air cleaner.

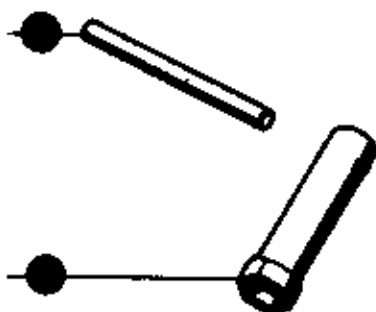
● - Per motore con filtro aria a secco.
- Pour moteur avec filtre à air à sec.
- For engine with dry air cleaner.

MOTORE MOTEUR ENGINE	SERIE IM	COMPLESSIVO GROUPE ASSEMBLY	NON FORNITO SEOLTO NON LIVRE SEPARÉMENT NOT SUPPLIED SEPARATELY
SERIE GUARNIZIONI JEU DE JOINTS GASKET SET			TAVOLA TABLE
			DATA DATE
			7 - 83

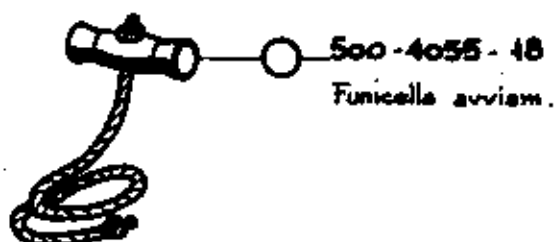
G 10



70-8375-03
Spina



70-2320-42
Chiave

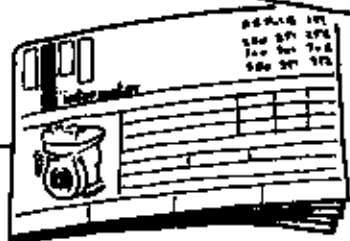


500-4055-18
Funicella avviam.



1980-16
Busta

147-5302-02
Libretto Serie IM



70-5301-72
Libretto Serie 400

● ○ 147-8140-71
Serie accessori per
motore standard

● 147-8140-72
Serie accessori per
motore con autoavvolg.

● Serie accessori per motore con autoavvolgente.

● Jeu accessoires pour moteur avec lanc. à cable.

● Accessory set for engine with rewind starter.

● Serie accessori per motori standard.

● Jeu accessoires pour moteur standard.

○ Accessory set for standard engine.

MOTORE MOTEUR ENGINE	SERIE IM	COMPLESSIVO GROUPE ASSEMBLY	NON FORNITO SEOLTO * NON LIVRE SEPAREMENT NOT SUPPLIED SEPARATELY
BUSTA ACCESSORI POCHETTE ACCESSOIRES ACCESSORY KIT			TAVOLA TABLE
			DATA DATE
			G11
			7-83



7070-3595-46

Estrattore

7090-2524-12

Cono protezione

7090-2524-13

Cono protezione

7090-3595-44

Estrattore

7000-9727-01

Controllo campo
magnetico

7070-3595-26

Estrattore

7090-3595-45

Estrattore

MOTORE MOTEUR ENGINE	SERIE IM	COMPLESSIVO GROUPE ASSEMBLY	NON FORNITO SEGLTO * NON LIVRE SEPARMENT NOT SUPPLIED SEPARATELY	
ATTREZZATURA SPECIALE OUTILLAGES SPECIFIQUES SPECIAL TOOLS			TAVOLA TABLE	G 12
			DATA DATE	7-83



MOTORE MOTEUR ENGINE		GRUPPO GROUPE SET		POMPA POMPE PUMP	
Tipo Type	Albero a gomito Vilebrequin Crankshaft	Motto teleg. e mod. K Mot télégr. et mod. K Code No.	Matr. Intermotor Matr. Intermotor Ref. N° Intermotor	Tipo Type	Costruttore Constructeur Manufacturer
M 300	6177-1052-86	* BETULLA 703400 ● BIADA 703410	6009-6582-50	ROBBI / 117	MELLINI & MARTIGNONI Via Circonvallaz. 22 42016 GUASTALLA (RE) Tel. (0522) 824217 824444
	6177-1052-86	* SACCA 703390 ● BAMBÒ 703380	6009-6582-49	RONCHI / 157	
M 350	6177-1052-86	CAFFÈ 705670 ● CALLA 705680	6009-6584-10	ILLASI / 119	
	6177-1052-86	* CASTAGNO 705630 ● CEDRO 705640	6009-6584-07	INCISA / 151	
	6177-1052-86	* CICLAMINO 705650 ● CHIESIO 705660	6009-6584-09	ISOLA / 184	
M 250	6177-1052-86	ABELIA 703498 ● ACACIA 703500	<i>Grande 4200.069</i> 6009-6582-07	BOLSENA / 174	
	6177-1052-86	AGAVE 703560 ● ALGA 703680	<i>Grande 4200.060</i> 6009-6581-94 <i>Tenuta Acc. P.S. 003</i>	BRECCIA / 144	
	6177-1052-86	ALLORO 703690 ● ANANAS 703700	<i>4200.061</i> 6009-6582-30	BRACCIANO / 115	
M 300	6177-1052-86	BANANO 703370 ● BEGONIA 703360	<i>Grande 4200.067</i> 6009-6582-48	CANOSA / 149	
IM 300	6177-1052-88	* BULBO 703460 ● BASILICO 703450	6009-6582-53	C 1 $\frac{1}{2}$ R / 105	ALPHA POMPE Via Molino Emili 25030 MACLODIO (BS) Tel. (030) 978474
	6177-1052-88	A BUCANEVE 703470 * ● BOSSO 703480	6009-6582-52	O 2 $\frac{1}{2}$ RA / 117	
IM 350	6177-1052-88	* CAMELIA 705730 ● CARCIOFO 705740	6009-6584-12	C 2 $\frac{1}{2}$ R / 124	
IM 250	6177-1052-88	A ANEMONE 703710 * ● ASPARAGO 703720	6009-6582-62	B 2 K Q/A 116	G M P Via Sale n° 117/121 25064 GUSSAGO (BS) Tel. (030) 2770683
IM 350	6177-1052-88	A CIPRESSO 705610 * ● COCCO 705620	6009-6584-11	B 3 K Q/A 116	
NOTE REMARQ. REMARKS	* CON PIASTRA DI FLANGIATURA AVEC BRIDE WITH MOUNTING FLANGE 90-8280-17		— PER I RICAMBI DELLA POMPA RIVOLGERSI DIRETT. AI COSTRUTT. — POUR LES PIÈCES DE LA POMPE S'ADRESSER AUX CONSTRUCTEURS — APPLY DIRECTLY TO MANUFACTURERS FOR PUMP PARTS ORDERS		
	● GRUPPO CON MOTORE A PETROLIO GROUPE AVEC MOTEUR A PETROLE UNIT WITH KEROSENE ENGINE — AUTODESCANTI A — AUTOAMORCANTES — SELF PRIMING				

TAVOLA COSTRUTTORI POMPE
TABLE FOURNISSEURS POMPES
PUMP SUPPLIERS DIRECTORY

TAVOLA
TABLE

G 13

DATA
DATE

7-83