

## 1 – TRACTEUR

### SECTION

**A- Identification des moteurs**

**B- Filtration**

**C- Moteur**

- a) Pochette de joints - Jeu de coussinets
- b) Élément d'injecteur – Bougie - Pompe d'alimentation
- c) Piston complet – Courroie ventilateur– Radiateur

**D- Electricité**

Batterie – Démarreur – Alternateur – Régulateur

**E- Tondeuse**

Tondeuse – Application – Coupe – Lame – Courroie – Boîtiers transmission - Cardan

**F- Ramasseur**

Turbine – Courroie de turbine – Courroie d'entraînement

## 2 – TONDEUSE AUTO-PORTEE

### SECTION

**A- Identification des moteurs diesel/essence**

**B- Filtration**

**C- Moteur**

- a) Pochette de joints – Jeu de coussinets
- b) Élément d'injecteur – Bougie – Pompe d'alimentation GO
- c) Piston complet – Courroie ventilateur– Radiateur

**D- Electricité**

Batterie – Démarreur – Alternateur – Régulateur

**E- Tondeuse**

Tondeuse – Application – Coupe – Lame – Courroie – Boîtiers transmission - Cardan

**F- Ramasseur**

Turbine – Courroie de turbine – Courroie d'entraînement

## 3 – TONDEUSE AUTO-TRACTEE

### SECTION

**A- Moteur**

Type du moteur – Référence du moteur – Pochette de joints  
Filtre à air - Filtre à essence – Bougie

**B- Tondeuse**

Lame de coupe – Câble gaz – Câble d'avancement  
Câble d'arrêt de lame – Bandage de roue – Sac à herbe

## 4 – MOTOCULTEUR

### SECTION

#### A- Moteur

Type du moteur – Référence du moteur – Piston origine/Segments origine - Piston +0.25 mm/Segments +0.25 mm – Axe circlips

#### B- Filtration

Type du moteur – Bielle origine – Bielle 0.25 mm/0.50 mm – Pochette de joints - Filtre à air – Bougie – Courroie courte/longue.

#### C- Rotor

## 5 – DEBROUSSAILLEUSE

### SECTION

#### A- Accessoires

## 6 – MAINTENANCE

### SECTION

#### A- Huile KUBOTA

#### B- Contenance

- a) Contenance autoportée frontale
- b) Contenance autoportée ventrale
- c) Contenance tracteur série B
- d) Contenance tracteur série Super B et Grandel
- e) Contenance tracteur série L et L-30
- f) Contenance tracteur série M et ME

## 7 – DIVERS

### SECTION

#### A- Batterie

#### B- Clé contact

#### C- Clé cabine

#### D- Peinture

#### E- Boulonnerie

#### F- Correspondance ramasseur/matériel

## 8 – TECHNIQUE PIECES

### SECTION

#### A- Information technique pièces

## 9 – DOCUMENTATION

### SECTION

#### A Documentation technique

**IDENTIFICATION DES MOTEURS**

<b>MODELE</b>	<b>MOTEUR</b>	<b>MODELE</b>	<b>MOTEUR</b>
B 1410	D 662-D14	B 7100	D 750-A
B 1550	D 850-5B	B 7100-HST	D750-AH
B 1610	D 722-D14	B 7200	D 950-LA
B 1700	D 905-D10	B 7200-HST	D 950-LA-H
B 1710	D 905-D18	B 8200	D 950-A-DT
B 1750	D 950-5B	B 9200	V 1200-A
B 2100	D 1005-D10	BX 2200	D905-E-BX-EC
B 2110	D 1005-D18	ST 30	V 1505-U
B 2150	V 1200-5B	ST 30 ALPHA	D 1463-M-ST
B 2400	D 1105-D10	ST 35 ALPHA	D 1703-M-ST
B 2410-DN	D 1105-D18		
B 2710	V 1305-D18		
B 4200	Z 600-A		
B 5100	Z500-1-A		
B 6100	D 650-A		
B 6100-HST	D 650-AH		
B 6200	D 850-LA		
B 6200-HST	D 850-LA-H		

## IDENTIFICATION DES MOTEURS

<b>MODELE</b>	<b>MOTEUR</b>		<b>MODELE</b>	<b>MOTEUR</b>
L 175	Z 750-A		L 4150	F 2302-DI
L 185	Z 751-A		L 4200	V 2203-A
L 225	D 1100-A		L 5450	F 2803-DI
L 2250	D 1302-DI-A		L 3430-DW/DU	D 1703-MAE
L 245	DH 1101-A		L 3830-DW/DU	D 1803-ME
L 2500	D 1403-AE-2		L 4630-DW/DU/DGU	V 2203-MBE
L 2550	D 1402-DI-A		L 5030-DU/HDU	V 2403-MAE
L 275	D 1302-A		M 5400 DT	F 2803-A-EA
L 2850	V 1702-DI-A		M 5700 DT/DTQ	F 2803-EA-1
L 3000	D 1503-LA-1		M 8200 DT N Q	V 3300-TE-Q
L 3250	V 1902-DI-A		M 9000 DTQ	V 3300-TIE-Q
L 3300	D 1703-A		ME 5700 DTN	F 2803-EA-1
L 345-DT	V 1501-DA		ME 5700 DTHQ	F 2803-EA-2Q
L 345-II-DT	V 1702-DA		ME 8200 DTNQ	V 3300-TE-Q
L 3600	V 1903-A		ME 9000 DTHQ	V 3300-TIE-Q
L 3750	F 2302-DI			

FILTRATION

MODELE	AIR	CARBURANT	HUILE MOTEUR	HUILE HYDRAUL.	HUILE HST
B 1410	6C060.99410	6A320.59930	15853.99170	67955.37710	/
B 1550	15852.11080	15231.43560	15241.32090	66611.36120	66021.36060
B 1610	6C060.99410	6A320.59930	15853.32430	67955.37710	/
B 1700	~80120 67980.82630	15231.43560	15241.32090	67955.37710	66021.36060
	80121~ 6C060.99410				
B 1710	6C060.99410	6A320.59930	15241.32090	67955.37710	/
B 1750	15852.11080	15231.43560	15241.32090	66611.36120	66021.36060
B 2100	~80162 67980.82630	15231.43560	15241.32090	67955.37710	66021.36060
	80163~ 6C060.99410				
B 2110	6C060.99410	6A320.59930	15241.32090	67955.37710	66021.36060
B 2150-D-HD	15741.11083	15231.43560	15241.32090	38430.37710	/
B 2150-HST	15741.11083	12531.43560	15241.32090	67800.37120	32701.37950
B 2400	~80186 67980.82630	15231.43560	15241.32090	67955.37710	66021.36060
	80187~ 6C060.99410				
B 2410	6C060.99410	6A320.59930	15241.32090	67955.37710	66021.36060
B 2710	6C060.99410	6A320.59930	16271.32090	67955.37710	66021.36060
B 4200	19215.11220	15231.43560	15241.32090	66611.36120	/
B 5100	19215.11220	15231.43560	15241.32090	66611.36120	/
B 6000	EPUISE	15231.43560	15241.32090	66591.36224	/
B 6100	19215.11220	15231.43560	15241.32090	66611.36120	66021.36060
B 6200	19215.11220	15231.43560	15241.32090	66611.36120	66021.36060
B7100	19215.11220	15231.43560	15241.32090	66611.36120	66021.36060
B7200	19215.11220	15231.43560	15241.32090	66611.36120	66021.36060
B 8200	19215.11220	15231.43560	15241.32090	67800.37120	32701.37950
B9200	15741.11083	15231.43560	15241.32090	66611.36120	66021.36060
BX2200	K1211.82320	12581.43012	15241.32090	66021.36390	K2561.36990
ST 30	15741.11083	16271.43560	16271.32090	37410.38550	32701.37950

## FILTRATION

MODELE	AIR	CARBURANT	HUILE MOTEUR	HUILE HYDRAUL.	HUILE GST/HST
ST 30 ALPHA	Externe T0270.16320	16271.43560	~Nov 2000 17321.32430	3A431.82620	66021.36060
	Interne T0270.93220		Dec 2000~ 16414.32430		
ST 35 ALPHA	Externe T0270.16320	16271.43560	~Nov 2000 17321.32430	3A431.82620	66021.36060
	Interne T0270.93220		Dec 2000~ 16414.32430		
L 175	19215.11220	15221.43080	15213.32090	34150.37710	/
L 185	19215.11220	15221.43080	15213.32090	34150.37710	/
L 225	19215.11220	15221.43080	15213.32090	34150.37710	/
L 2250	15401.11080	15521.43160	17321.32430	30400.37710	/
L 245	19215.11220	15221.43080	15213.32090	34150.37710	/
L 2500	T0270.16320	15221.43080	17321.32430	/	/
L 2550	15401.11080	15521.43160	17321.32430	30400.37710	30401.37580
L 275	15401.11080	15521.43160	17321.32430	38430.37710	
L 2850	15401.11080	15521.43160	17321.32430	30400.37710	30401.37580
L 2850-F ~11358	15606.11080	15521.43160	17321.32430	30400.37710	/
L 2850-F 11359~	15401.11080	15521.43160	17321.32430	30400.37710	/
L 2850-DT ~58194	15606.11080	15521.43160	17321.32430	30400.37710	/
L 2850-DT 58195~	15401.11080	15521.43160	17321.32430	30400.37710	/
L 3000	Externe T0270.16320	15221.43080	17321.32430	/	/
	Interne TA0270.93220			/	/
L 3250	15606.11080	15521.43160	17321.32430	30400.37710	
L 3300	T0070.16323	15521.43160	17321.32430	T0070.37710	54516.36560
L 345 II-DT	15606.11080	15521.43160	17321.32430	37300.37710	
L 3600	T0070.16323	15521.43160	17321.32430	T0070.37710	32701.37950
L 3750	15606.11080	15521.43160	15402.32090	36330.82630	/
L 4150	Externe 15606.11080	15521.43160	15402.32090	36330.82630	54516.36560
	Interne 17381.11180				
L 4200	T0070.16323	15521.43160	17321.32430	T0070.37710	54516.36560
L 5450	17351.11083	15521.43160	17321.32430	32590.38380	/

## FILTRATION

MODELE	AIR	CARBURANT	HUILE MOTEUR	HUILE HYDRAUL.	HUILE GST/HST
L 3430-DW	Externe TA040.93230	15521.43160	17321.32430	TA040.37710	/
	Interne TA040.93220				
L 3830-DW/DU	Externe TA040.93230	15521.43160	17321.32430	TA040.37710	/
	Interne TA040.93220				
L 4630-DW/DU/DGU	Externe TA040.93230	15521.43160	17321.32430	TA040.37710	TA240.59900
	Interne TA040.93220				
L 5030-DU/HDU	Externe R1401.42270	15521.43160	17321.32430	TA040.37710	TA240.59900
	Interne R2401.42280				
M 5400	Externe R1401.42270	15521.43160	17321.32430	3A431.82620	/
	Interne R2401.42280				
M 5700	Externe R1401.42270	15521.43160	17321.32430	33960.82630	/
	Interne R2401.42280			3A431.82620	
M 8200	Externe 59700.26112	16631.43560	1C010.32430	33960.82630	/
	Interne 55231.26150				
M 9000	Externe 59700.26112	16631.43560	1C010.32430	33960.82630	/
	Interne 55231.26150				
ME 5700-DTN	Externe R1401.42270	15521.43160	17321.32430	3A431.82620 x2	/
	Interne R2401.42280				
ME 5700-DTHQ	Externe R1401.42270	16631.43560	17321.32430	33960.82630 x2	/
	Interne R2401.42280				
ME 8200-DTNQ	Externe 59700.26112	16631.43560	1C020.32430	3A431.82620	/
	Interne 55231.26150				
ME 9000-DTHQ	Externe 59700.26112	16631.43560	1C020.32430	33960.82630 x2	/
	Interne 55231.26150				

MOTEUR

MODELE	POCHETTE DE JOINTS		JEU DE COUSSINETS (BIELLES, PALIERS, CALES LAT.)		
	SUPERIEURE	INFERIEURE	COTE ORIGINE	COTE -0,20 mm	COTE -0,40 mm
B1410	07916.29466	07916.28696	07916.28210	/	/
B1550	07916.24405	07916.29990	07916.28090	/	/
B1610	07916.29477	07916.28696	07916.28210	/	/
B1700	07916.27880	07916.27797	07916.28240	07916.28760	07916.28770
B1710	07916.27880	07916.27797	07916.28240	/	/
B1750	07916.24385	07916.29990	07916.28090	/	/
B2100	07916.27786	07916.27797	07916.28240	/	/
B2110	07916.27786	07916.27797	07916.28240	/	/
B2150	07916.29320	07916.29330	07916.28140	/	/
B2400	07916.29116	07916.27797	07916.28240	/	/
B2410DN	07916.29117	07916.27797	07916.28240	/	/
B2710	07916.27305	07916.24866	07916.28710	/	/
B4200	07916.24565	07916.29905	07916.28200	/	/
B5100	07916.24060	07916.24070	07916.28200	/	/
B6000	07916.29720	07916.29730	/	/	/
B6100	07916.24170	07916.29595	07916.28090	/	/
B6100HST	07916.24170	07916.29595	07916.28090	/	/
B6200	07916.24200	07916.29595	07916.28090	/	/
B6200HST	07916.24405	07916.29595	07916.28240	/	/
B7100	07916.24190	07916.29865	07916.28090	/	/
B7100HST	07916.24190	07916.29865	07916.28090	/	/
B7200	07916.24385	07916.29865	07916.28090	/	/
B7200HST	07916.24385	07916.29865	07916.28090	/	/
B8200	07916.24385	07916.29865	07916.28090	/	/
B9200	07916.29962	07916.29972	07916.28140	/	/
BX2200	07916.27880	07916.27797	07916.28240	/	/
ST30	07916.27910	07916.27920	07916.28710	/	/
ST30 ALPHA	07916.24735	07916.24745	/	/	/
ST35 ALPHA	07916.24725	07916.24745	/	/	/
M 5400-DT	07916.27805	07916.27825	07916.28780	07916.28790	07916.28800
M 5700-DT/DTQ	07916.27807	07916.27827	07916.28780	07916.28790	07916.28800
M 8200-DTNQ	07916.27325	07916.27335	/	/	/
M 9000-DTQ	07916.27325	07916.27335	/	/	/
ME-5700DTN	07916.27807	07916.27827	07916.28780	07916.28790	07916.28800
ME 5700-DTHQ	07916.27807	07916.27827	07916.28780	07916.28790	07916.28800
ME 8200-DTNQ	~3K1944 07916.27327	07916.27336	07916.28940	07916.28950	07916.28960
	3L0462~ 07916.27328				



## MOTEUR

MODELE	POCHETTE DE JOINTS		JEU DE COUSSINETS (BIELLES, PALIERS, CALES LAT.)		
	SUPERIEURE	INFERIEURE	COTE ORIGINE	COTE -0,20 mm	COTE -0,40 mm
ME 9000-DTHQ	~3K1944 07916.27327	07916.27336	07916.28940	07916.28950	07916.28960
	3L0462~ 07916.27328				
L175	07916.29740	07916.29750	/	/	/
L185	07916.24080	07916.24050	/	/	/
L225	07916.29875	07916.29885	/	/	/
L2250	07916.29710	07916.29650	07916.28070	07916.28720	/
L245	07916.24130	07916.29890	/	/	/
L2500	07916.28885	07916.28895	/	/	/
L2550	07916.24590	07916.29650	07916.28070	/	/
L275	07916.24585	07916.29645	07916.28070	07916.28720	07916.28730
L2850	07916.29670	07916.29680	07916.28000	07916.28740	07916.28750
L3000	07916.27708	07916.27727	/	/	/
L3250	07916.29662	07916.29240	07916.28000	07916.28740	07916.28750
L3300	07916.27710	07916.27720	07916.28070	/	/
L345DT	07916.24240	07916.29600	/	/	/
L345IIDT	07916.29692	07916.29705	07916.28000	07916.28740	07916.28750
L3600	07916.27730	07916.27750	07916.28000	07916.28740	07916.28750
L3750-L4150	07916.29760	07916.29770	07916.28220	/	/
L4200	07916.27740	07916.27750	07916.28000	07916.28740	07916.28750
L5450	07916.27810	07916.27825	/	/	/
L3430-DW/DU	1G755.99350	~3N0847 1G726.99360	~3Q0483 1G726.23750	~3Q0483 1G726.23760	~3Q0483 1G726.23770
		3Q0001~ 1G726.99363	3S0001~ 1G842.23750	3S0001~ 1G842.23760	3S0001~ 1G842.23770
L3830-DW/DU	1G755.99350	~3N0576 1G842.99360	1G842.23750	1G842.23760	1G842.23770
		3Q001~ 1G842.99363			
L 4630- DW/DU/DGU	~3Q0269 1G792.99350	~3N4292 1G792.99360	~3Q3269 1G788.23750	~3Q3269 1G788.23760	~3Q3269 1G788.23770
	3S0001~ 1G792.99352	3Q0001~ 1G792.99363	3S0001~ 1G856.23750	3S0001~ 1G856.23760	3S001~ 1G856.23770
L 5030-DU/HDU	~3Q0358 1G792.99350	~3N0574 1G858.99360	1G856.23750	1G856.23760	1G856.23770
	3S0001~ 1G792.99352	3Q0001~ 1G858.99363			

**MOTEUR**

MODELE	ELEMENT D'INJECTEUR	BOUGIE	POMPE D'ALIMENTATION GO
B 1410	16851.53610	16851.65510	15821.52030
B 1550	19202.53610	15694.65510	15381.52030
B 1610	16851.53610	16851.65510	15821.52030
B 1700	16032.53610	16851.65510	16241.52032
B 1710	16032.53610	16851.65510	16241.52032
B 1750	19202.53610	/	15381.52030
B 2100	16032.53610	16851.65510	16241.52032
B 2110	16032.53610	16851.65510	16241.52032
B 2150	19202.53610	15694.65510	15263.52030
B 2400	16032.53610	16851.65510	16241.52032
B 2410-DN	16032.53610	16851.65510	16241.52032
B 2710	16032.53610	16851.65510	16241.52032
B 4200	19202.53610	15951.65510	15381.52030
B 5100	19202.53610	~171716 15261.65510 171717~ 15951.65510	15381.52030
B 6100	19202.53610	~171716 15261.65510 171717~ 15951.65510	15381.52030
B 6100-HST	19202.53610	15261.65510	15381.52030
B 6200	19202.53610	15951.65510	15381.52030
B 6200-HST	19202.53610	15951.65510	15381.52030
B 7100	19202.53610	~171078 15261.65510 171079~ 15951.65510	15381.52030
B 7100-HST	19202.53610	~171716 15261.65510 171717~ 15951.65510	15381.52030
B 7200	19202.53610	15951.65510	15381.52030
B 7200-HST	19202.53610	15951.65510	15381.52030
B 8200	19202.53610	15951.65510	15381.52030
B 9200	19202.53610	15951.65510	15381.52030
BX 2200	16032.53610	16851.65510	RC601.51350
ST 30	16032.53610	~489915 16241.65510 489916~ 16841.65510	16271.52032

## MOTEUR

\*Injecteur complet

MODELE	ELEMENT D'INJECTEUR	BOUGIE	POMPE D'ALIMENTATION GO
ST 30-ALPHA	16082.53610	16415.65510	17121.52030
ST 35-ALPHA	16082.53610	19077.65510	17121.52030
L 175	19202.53610	15221.65510	/
L 185	19202.53610	15221.65510	/
L 225	19202.53610	15221.65510	/
L 2250	17391.53000*	17331.65510	15381.52030
L 245	19202.53610	15221.65510	/
L 2500	16082.53610	16415.65510	17121.52030
L 2550	17391.53000*	17331.65510	15381.52030
L 275	19202.53610	15521.65510	/
L 2850	17391.53000*	17331.65510	15381.52030
L 3000	16082.53610	/	17121.52030
L 3250	17391.53000*	17331.65510	15381.52030
L 3300	16082.53610	19077.65510	17121.52030
L 345-DT	19202.53610	15221.65510	15381.52030
L 345-II-DT	19202.53610	15221.65510	15381.52030
L 3600	16454.53610	16415.65510	17121.52030
L 3750 / L 4150	17391.53000*	17331.65510	15381.52030
L 5450	17111.53000*	17331.65510	17121.52030
L 4200	16454.53610	16415.65510	17121.52030
L 3430-DW/DU	16082.53610	19077.65510	17121.52030
L 3830-DW/DU	16082.53610	19077.65510	17121.52030
L 4630-DW/DU/DGU	16454.53610	19077.65510	17121.52030
L 5030-DU/HDU	16454.53610	19077.65510	17121.52030
M 5400-DT	16454.53610	19077.65510	17121.52030
M 5700-DT/DTQ ME 5700-DTN	16454.53610	19077.65510	17121.52030
M 8200-DTN-Q ME8200-DTNQ	1C010.53610	16415.65510	1C010.52032
M 9000-DT-Q ME 9000-DTHQ	1C010.53610	16415.65510	1C010.52032
ME 5700-DTHQ	16454.53610	19077.65510	17121.52030

MOTEUR

\* : Piston extérieur - \*\* : Piston central

MODELE	PISTON COMPLET PISTON, SEGMENTS, AXE, CIRCLIPS, BAGUE				COURROIE VENTIL.	RADIATEUR
	QTE	COTE ORIGINE	COTE + 0,25 mm	COTE + 0,50 mm		
B 1410	3	16863.21000	/	/	15881.97010	6C040.58660
B 1550	3	07916.28260	/	07916.28480	66426.64210	66424.58703
B 1610	3	16873.21000	/		15881.97010	6C040.58660
B 1700	3	07916.26800	/	07916.28240	14911.97010	6C040.58520
B 1710	3	/	/	/	14911.97010	6C040.58660
B 1750	2	07916.28270*	/	07916.26540*	66426.64210	66418.58700
	1	07916.28280**	/	07916.26550**		
B 2100	3	07916.26840	/	07916.26850	14911.97010	6C040.58520
B 2110	3	/	/	/	14911.97010	6C040.58660
B 2150	2	07916.28290*	/	07916.26610*	66426.64210	66418.58700
	2	07916.28300**	/	07916.26620**		
B 2400	3	07916.26860	/	07916.26870	14911.97010	6C040.58420
B 2410-DN	3	/	/	/	14911.97010	6C040.58660
B 2710	4	/	/	/	14681.97010	6C040.58660
B 4200	2	07916.28260	/	07916.28480	15231.72530	67001.58502
B 5100	2	/	/	/	15231.72530	15262.72060
B 6100	3	07916.28490	/	07916.26510	15231.72530	~32309 15371.72060 32310~ 15554.72060
B 6100-HST	3	07916.28490	/	07916.26510	15231.72530	15553.72060
B 6200	3	07916.28260	/	07916.28480	15531.72530	15531.72060
B 6200-HST	3	07916.28260	/	07916.28480	67820.64210	67061.58710
B 7100	3	07916.26520	/	07916.26530	15231.72530	~70361 15371.72060 70362~ 15554.72060
B 7100-HST	3	07916.26520	/	07916.26530	15231.72530	15552.72060
B 7200	3	/	/	/	15231.72530	15531.72060
B 7200-HST	3	/	/	/	67820.64210	67061.58710
B 8200	3	07916.28270	/	07916.26540	67820.64210	66301.58703
B 9200	2	07916.28290*	/	07916.26610*	67820.64210	66301.58703
	2	07916.28300**	/	07916.26620**		
BX 2200	3	/	/	/	16241.97010	K2561.98510
ST 30	4	07916.26860	/	07916.26870	14681.97010	37500.12500
ST 30-ALPHA	3	/	/	/	15469.97010	T0430.16000

## MOTEUR

\* : Piston extérieur - \*\* : Piston central

MODELE	PISTON COMPLET PISTON, SEGMENTS, AXE, CIRCLIPS, BAGUE			COURROIE VENTIL.	RADIATEUR	
	QTE	COTE ORIGINE	COTE + 0,25 mm			COTE + 0,50 mm
L 175	2	/	/	/	15321.72530	15228.72060
L 185	2	/	/	/	15231.72530	15291.72060
L 225	3	/	/	/	15321.72530	15324.72060
L 2250	3	/	/	/	17331.97010	17367.72060
L 245	3	07916.26580	/	/	15321.72530	15201.72060
L 2500	3	/	/	/	15196.97010	TC020.16000
L2550	3	07916.26670	/	07916.26680	17331.97010	17331.72060
L 275	3	07916.26630	/	07916.26640	15585.97010	15575.72060
L 2850	4	07916.26760	/	07916.26770	15196.97010	16743.72060
L 3000	3	/	/	/	15469.97010	TC020.16000
L 3250	4	07916.26710	/	07916.26720	15196.97010	16743.72060
L 3300	3	07916.26940	/	07916.26950	15469.97010	TA120.16000
L 345-DT	4	07916.26580	/	/	15401.97010	15763.72060
L 345-II-DT	4	07916.28330	/	07916.26750	15469.97010	15763.72060
L 3600	4	07916.27660	/	07916.27670	15469.97010	TA140.16000
L 3750/L 4150	5	/	/	/	17381.97010	17381.72060
L 4200	4	07916.26940	/	07916.26950	15469.97010	TA140.16000
L 5450		/	/	/	15196.97010	32590.10210
L 3430-DW/DU	3	1G755.21770	1G755.21780	/	15469.97010	T1060.16010
L 3830-DW/DU	3	1G755.21770	1G755.21780	/	15469.97010	T1150.16010
L 4630-DW/DU/DGU	4	1G856.21770	1G856.21780	/	15469.97010	T1150.16010
L 5030-DU/HDU	4	1G856.21770	1G856.21780	/	15469.97010	T1170.16012
M 5400-DT	5	07916.26940	/	07916.26950	15196.97010	3A031.17100
M 5700-DT/DTQ ME 5700-DTN	5	07916.26940	/	07916.26950	15196.97010	3A231.17100
M 8200-DTN-Q ME 8200-DTNQ	4	07916.28992	/	07916.24812	1G541.97010	3A751.17100
M 9000-DTQ ME 3300-TIE-Q	4	07916.28992	/	07916.24812	1G541.97010	3A751.17100
ME 5700-DTHQ	5	07916.26940	/	07916.26950	15196.97010	3A611.17100

ELECTRICITE

MODELE	BATTERIE	DEMARREUR	ALTERNATEUR	REGULATEUR
B 1410	00580.54523	15231.63025	16241.64012	15881.64600
B 1610	00580.54523	6C090.59210	16241.64012	15881.64600
B 1710	00580.54523	6C140.59210	16241.64012	66436.64600
B 2110	00580.54523	6C140.59210	16241.64012	66436.64600
B 2410-DN	00580.54523	6C140.59210	16241.64012	66436.64600
B 2710	00580.54523	6C070.59210	16241.64012	66436.64600
B 1550	00580.54523	15231.63015	16241.64012	15881.64600
B 1750	00580.54523	15231.63015	16241.64012	66436.64600
B 2150	00580.57029	15741.63010	16241.64012	66436.64600
B 1700	00580.54523	6C040.59210	16241.64012	66436.64600
B 2100	00580.54523	6C040.59210	16241.64012	66436.64600
B 2400	00580.54523	6C040.59210	16241.64012	66436.64600
B 4200	00580.53520	15231.63015	15973.64010	15372.64600
B 5100	00580.53520	15231.63015	15372.64010	15372.64600
B 6000	00580.57024			
B 6100	00580.54523	15231.63015	~171716 15372.64010 171717~ 15253.64010	15372.64600
B 6100-HST	00580.54523	15231.63015	/	15372.64600
B 6200-HST	00580.54523	15231.63015	15253.64010	33251.74010
B 7100	00580.54523	15231.63015	/	15372.64600
B 7100-HST	00580.54523	15231.63015	15253.64010	33251.74010
B 7200-HST	00580.54523	15231.63015	15253.64010	33251.74010
B 8200-HST	00580.57024	15231.63015	15253.64010	33251.74010
B 9200-HST	/	15741.63010	15253.64010	33251.74010
BX 2200	00580.90509	~YB0607 16611.63013 YC0001~ 16235.63010	16241.64012	66436.64600

## ELECTRICITE

MODELE	BATTERIE	DEMARREUR	ALTERNATEUR	REGULATEUR
ST 30	00580.57029	37560.63010	16241.64012	15881.64600
ST 30 ALPHA	00580.57029	T1150.16800	T1060.15680	~50533 16483.64600 50534~ 66436.64600
ST 35 ALPHA	00580.57029	T1150.16800	T1060.15680	~50602 16483.64600 50603~ 66436.64600
L 175	00580.57024	15221.63010	~8663 15221.64010 8664~ 15411.64010	33251.74010
L 185	00580.57024	15221.63010	15411.64010	33251.74010
L 225	00580.57024	17311.63010	15411.64010	33251.74010
L 2250	00580.57024	~54041 15461.63010 56309~ 17331.63010 57487~ 34070.16800	15253.64010	33251.74010
L 245	00580.57024	17311.63010	15321.64010	33251.74010
L 2500	00580.57024	T1060.16800	T1060.15680	~70433 16483.64600 70434~ 66436.64600
L 2550	00580.57024	~81624 15461.63010 81625~ 17331.63010 82297~ 34070.16800	15253.64010	33251.74010
L 275	00580.57024			
L 2850	00580.57024	17341.63010	15763.63010	33251.74010
L 3000	00580.57024	T1060.16800	T1060.15680	~54860 16483.64600 54861~ 66436.64600
L 3250	00580.57024	17341.63010	16771.64010	33251.74010
L 3300	00580.57024	34070.16800	34070.75600	66436.64600
L 345-DT	00580.58821	15471.63010	15763.64010	33251.74010
L 345-II-DT	00580.60527	15471.63010	15763.64010	33251.74010
L 3600	00580.59044	17341.63010	34070.75600	66436.64600
L 3750	00580.60527	17381.63012	15763.64010	33251.74010



## ELECTRICITE

MODELE	BATTERIE	DEMARREUR	ALTERNATEUR	REGULATEUR
L 3250	00580.57024	17341.63010	16771.64010	33251.74010
L 3300	00580.57024	34070.16800	34070.75600	66436.64600
L 345-DT	00580.58821	15471.63010	15763.64010	33251.74010
L 345-II-DT	00580.60527	15471.63010	15763.64010	33251.74010
L 3600	00580.59044	17341.63010	34070.75600	66436.64600
L 3750	00580.60527	17381.63012	15763.64010	33251.74010
L 4150	00580.60527	17381.63012	15763.64010	33251.74010
L 4200	00580.59044	17341.63010	~59564 TA040.74010 59565~ TA043.74010	16483.64600
L 5450	00580.58821	17381.63012	15763.64010	33251.74010
L 3430-DW		34070.16800	T1060.15680	66436.64600
L 3830-DW/DU		T1150.16800	3A611.74010	66436.64600
L 4630-DW/DU/DGU		T1150.16800	3A611.74010	66436.64600
L 5030-DU/HDU		17123.63016	3A611.74010	66436.64600
M 5400-DT	00580.60527	15621.63012	3A011.74012	66436.64600
M 5700-DT/DT-Q	00580.60033	15621.63012	3A011.74012	66436.64600
M 8200-DT-N-Q		1C010.63010	~53295 1C011.64010 53296~ 3A651.74010	~53925 1C011.64850 53926~ 3A651.74030
M 9000-DT-Q	00580.60033	1C010.63010	~55588 1C011.64010 55589~ 3A651.74010	~55588 1C011.64850 55589~ 3A651.74030
ME 5700-DTN		15621.63012	3A011.74012	66436.64600
ME 5700-DTH-Q		15621.63012	3A011.74012	66436.64600
ME 8200-DTN-Q		1C010.63010	3A251.74010	3A251.74030
ME 9000-DTH-Q		1C010.63010	3A651.74010	3A651.74030



**TONDEUSE**

\* OPTION : LAME SUPER SOUFFLANTE

\*\* OPTION : LAME MULCHING pour plateau Standard

	TONDEUSE	TYPE	COUPE	LAME	COURROIE LAME	BOITIER TRANS.	CARDAN	
B1410 B1610	RCK48-16B	VENT.	122 cm	K5182.71820 70090.33414**	K5700.34710	K5700.33100	K5700.32030	
B1550 B1750	RC54-B	VENT.	137 cm	76529.34330	76529.34710	Série 20000 76529.99040	76529.32030	
				60250.80270*		Série 20001~ 76529.99042		
70090.33408**				Série 30001~ 76529.99044				
B1700 B1710 B2100 B2110 B2400 B2410	RC60B	VENT.	152 cm	76539.34330	76539.34710	Série 20000 76539.99040	76539.32030	
	RC54-24B-EC	VENT.	137 cm	76529.34330 70090.33408**		76529.34710		Série 20001~ 76539.99042
				76539.34330 70090.33409**				76539.34710
RCK54-24B	VENT.	137 cm	K5764.34330	K5764.34710	K5764.33100	K5763.32030		
B1750	KC4800-F KC4800-R	FRONT. ARR.	122 cm	00720.10003	00720.00250		00720.10212	
B2100 B2110 B2400 B2410	RCK60-24B	VENT.	152 cm	K5651.34330 70090.33645**	K5763.34710	K5763.33100	K5763.32030	

## TONDEUSE

\* OPTION : LAME SUPER SOUFFLANTE  
 \*\* OPTION : LAME MULCHING pour plateau Standard

	TONDEUSE	TYPE	COUPE	LAME	COURROIE LAME	BOITIER TRANS.	CARDAN
B2150	RC60-21B	VENT.	152 cm	76539.34330	76539.34710	Série 20000 76539.99040	76553.32030
				60250.80280*		Série 20001~ 76539.99042	
				70090.33409**		Série 30001~ 76539.99044	
BX2200	RCK48-22BX-EC	VENT.	122 cm	K5182.71820 70090.33414**	K5700.34710	K5761.33115	K5371.32030
	RCK54-22BX-EC	VENT.	137 cm	K5351.34330 70000.70037**	K5351.34710	K5761.33115	K5371.32030
	RCK60B-22BX-EC	VENT.	152 cm	K5371.34330 70000.70038**	K5371.34710	K5761.33115	K5371.32030
B2710	RCK60-27B	VENT.	152 cm	K5651.34330 70090.33645**	K5763.34710	K5763.33100	K5763.32030
B 4200	RC44-42	VENT.	112 cm	76502.34330	70712.34710	70713.99170	76502.32010
B 5100	KC4200 KC4200 MODIFIEE KC4200 MOD. 85	VENT.	102 cm	00720.00070	00720.00146		
B 6100	KC4800-M	VENT.	122 cm	00720.10003	00720.00250		00720.20049
B 6200	RC48-62A	VENT.	122 cm	76500.34330	76521.34710	76521.99510	
	RC60-72A	VENT.	152 cm	70722.34330	70725.34710 x2	70725.99510	
B 7100	KC4800-F KC4800-R	FRONT. ARR.	122 cm	00720.10003	00720.00250		00720.10212
	MR6000	VENT.	152 cm	70722.34330	70720.34710	70720.99510	70720.61192
	RC60-71H	VENT.	152 cm	70722.34330	70720.34710		70723.32010
B 7200-HST	KC4800-F KC4800-R	FRONT. ARR.	122 cm	00720.10003	00720.00250		00720.10212
	RC48-62A	VENT.	122 cm	76500.34330	76521.34710	76521.99510	
	RC48-62H	VENT.	122 cm	76500.34330	76500.34710	76520.99512	76530.32010
	RC60-72A	VENT.	152 cm	70722.34330	70725.34710	70725.99510	
	RC60-72H	VENT.	152 cm	70722.34330	70720.34710	76530.99510	76530.32010
B 8200	RC60-1A	VENT.	152 cm	70722.34330	70720.34710		
	RC60-82H	VENT.	152 cm	70722.34330	70720.34710	76530.99510	70732.32010
	FC1500	FRONT.	152 cm	CA590.06200	CA1808		CA1836



## TONDEUSE

\* OPTION : LAME SUPER SOUFFLANTE

\*\* OPTION : LAME MULCHING pour plateau Standard

	TONDEUSE	TYPE	COUPE	LAME	COURROIE LAME	BOITIER TRANS.	CARDAN
L 245	RC60-27E	VENT.	152 cm	70722.34330	70706.34710	70706.99510	70706.32010
L 275	RC60-27E	VENT.	152 cm	70722.34330	70706.34710	70706.99510	70706.32010
L 345	FC1500	FRONT.	150 cm	CA590.06200	CA1808		CA1836
L 2250	RC60-25	VENT.	152 cm	76540.34330	70706.34710	76540.99510	76540.32010
	TC590-NS	ARR.	150 cm	CA590.06200	CA1380		CA1836
	TC710-NS	ARR.	180 cm	CA710.01000	CA1706		CA1836
L 2550	RC60-25	VENT.	152 cm	76540.34330	70706.34710	76540.99510	76540.32010
	TC710-NS	ARR.	180 cm	CA710.01000	CA1706		CA1836
L 2850	TC590-NS	ARR.	150 cm	CA590.06200	CA1380		CA1836
	TC710-NS	ARR.	180 cm	CA710.01000	CA1706		CA1836
	RC72-28	VENT.	183 cm	76550.34330	76550.34710	76550.99510	76550.32010
L 3300	RC72-29F	VENT.	183 cm	76550.34330	76550.34710		K5870.32030
L 3600	RC72-36F	VENT.	183 cm	76550.34330	76550.34710		76543.98070
ST 30	RC60-ST	VENT.	152 cm	76539.34330 70090.33409**	76539.34710	K5820.99040	K5820.32030
ST30 ST35	RCK60-35ST	VENT.	152 cm	K5651.34330 70090.33645**	K5763.34710	K5825.33103	K5825.32032

GUIDE PIÈCES SERVICE



Kubota



Emission : 02  
Date : 11 juin 2004

TRACTEUR  
Section : F

RAMASSEUR

RAMASSEURS	MATERIEL	TURBINE	COURROIE DE TURBINE	COURROIE D'ENTRAINEMENT
GCD370	B 1410 / B 1610	00844.74110	/	/
GCD450-H	BX 2200	00848.74110	00848.10048	00848.10052
GCD600-T	B 1700 / B 1710 / B 2100 B 2110 / B 2400 / B 2410	00847.74110	07510.00050	07510.00047
GCD600-BX	BX 2200	00848.74110	00848.10052	00848.10048
GCD700	Série B / ST 30 ST 30 & ST 35 ALPHA	00838.00720	07510.00087	/
	Série Grandel	00838.00720	07510.00088	/
GCD700-H	Série B & L / ST 30 ST 30 & ST 35 ALPHA	00838.00720	07510.00086	/
GCD750-H	Série B & L	00848.74110	07510.00087	/
	ST 30 ST 30 & ST 35 ALPHA	00848.74110	00849.65020	/



IDENTIFICATION DES MOTEURS

MODELE	MOTEUR		MODELE	MOTEUR
AM 3300	V 1505-FM-2		S 90-V	GH 290-V
F 1900-E	D 722-FM		T 1400	GH 400-VL
F 2000	D 950-FM-1		T 1560	GH 420-V
F 2400	D 1105-F		T 1600	Z 482
F 2400-B	D 1105-FBI		T 1670	GH 430-V
F 2560	D 1105-FM		T 1700	GH 540-V
F 3060	V 1305-FM		T 1760	WG 510-V
F 3560	V 1505-FM		TG 1860	D 722-EGX
FZ 2400	D 1105-FZ		T 1870	GH 531-V
G 1700	D 662		ZD21	D 782-E-XEM-5
G 18 - G 18-HD	D 722-E-G18			
G 1900	D 722			
G 2	Z 430			
G 2160	D 782-E-G21			
G 3	D 600			
GZD 15	Z 602			
GZD 21	D 782-E			
S 140-H	GH 420-V			

FILTRATION

MODELE	AIR	CARBURANT	HUILE MOTEUR	HUILE HYDRAUL.	HUILE HST
AM 3300	T0270.16320	12581.43010x2	16271.32090	K4010.36390	66021.36060
F 1900	15852.11080	12581.43010 x 2	15853.99170	CREPINE 66021.36390	66021.36060
F 2000	19215.11220	15231.43560	15241.32090	30401.37580	66021.36060
F 2400	19215.11220	16271.43560	16271.32090	30401.37580	66021.36060
F 2560	~50192 67980.82630	12581.43010 x 2	15241.32090	66021.36390	66021.36060
F 2560	50193~ 6C060.99410	12581.43010 x 2	15241.32090	66021.36390	66021.36060
F 3060	~50456 T0070.16323	12581.43010 x 2	16271.32090	66021.36390	66021.36060
F 3060	50457~ T0270.16320	12581.43010 x 2	16271.32090	66021.36390	66021.36060
F 3560	T0270.16320	12581.43010 x 2	16271.32090	66021.36390	66021.36060
FZ 2400	15852.11080	16271.43560	16271.32090	76650.25430	
G 1700	15852.11080	12581.43010 x 2	15853.99170	66021.36390	66021.36060
G 18 G 18HD	K1211.82320	12581.43010 x 2	15853.32430	K1310.36490	
G 1900	15852.11080	12581.43010 x 2	15853.99170	66021.36390	66021.36060
G 2	15852.11080	15231.43560	15841.32430	66021.36390	66021.36060
G 2160	K1211.82320	12581.43010 x 2	15853.32430	K1310.36490	66021.36060



## FILTRATION

MODELE	AIR	CARBURANT	HUILE MOTEUR	HUILE HYDRAUL.	HUILE HST
G 3	15852.11080	15231.43560	15841.32430	66021.36390	66021.36060
GZD 15	6C060.99410	12581.43010	15853.32430	K2561.36990	
GZD 21	6C060.99410	12581.43012	15853.32430	K2561.36990	
S 90-V	12489.11210	K1001.57040			
S 140-H	12498.11210	K1001.57040			
T 1400	15852.11080				66071.83680
T 1560	12498.11210	K1122.24140			
T 1600	15852.11080	12581.43010 x 2	15853.99170		
T 1670	E7195.11210	E7195.41120	E7195.32430		
T 1700	12499.11210		12499.32430		66071.83680
T 1760	E7199.11080		12499.32430		
TG 1860	K1211.82320	12581.43010 x 2	15853.99170		
T 1870	E7195.11210	E7195.41120	E7195.32430		
ZD 21	K1211.82320	12581.43012 x 2	15853.32430	66021.36390	K2561.36990





MOTEUR

	POCHETTE DE JOINTS		JEU DE COUSSINETS (BIELLES, PALIERS, CALES LAT.)		
	SUPERIEURE	INFERIEURE	COTE ORIGINE	COTE -0,20 mm	COTE -0,40 mm
<b>G 3</b>	07916.24520	07916.24530	07916.28130		
<b>G 1700</b>	07916.29466	07916.29485	07916.28210	07916.28860	07916.28870
<b>G 1900</b>	07916.29477	07916.29485	07916.28210	07916.28860	07916.28870
<b>F 1900-E</b>	07916.27900		07916.28210	07916.28860	07916.28870
<b>TG 1860</b>	07916.29477	07916.28698	07916.28210	07916.28860	07916.28870
<b>G 18</b> <b>G 18-HD</b>	07916.29477	07916.28698	07916.28210	07916.28860	07916.28870
<b>GZD 21</b>	1G008.99350	1G008.99360	1E051.23752	1E051.23760	1E051.23770
<b>G 2160</b>	1G008.99350	1G008.99360	1E051.23750	1E051.23760	1E051.23770
<b>ZD 21</b>	07916.29477	07916.28698	07916.28210	07916.28860	07916.28870
<b>F 2000</b>	07916.24385	07916.29865	07916.28090		
<b>F 2400</b>	07916.29110	07916.29120	07916.28240		
<b>F 2400-B</b>	07916.29110	07916.29120	07916.28240		
<b>F 2560</b>	07916.29110	07916.27790	07916.28240		
<b>FZ 2400</b>	07916.29110	07916.29120	07916.28240		
<b>F 3060</b>	07916.29040	07916.27680	07916.28710		
<b>AM 3300</b> <b>F 3560</b>	07916.27840	07916.27850	07916.28710		
<b>G 2</b>	07916.24500	07916.24510	07916.28150		
<b>T 1600</b>	07916.29430	07916.29490	07916.28190		
<b>GZD 15</b>	1G460.99350	1G460.99362	1G460.23750	1G460.23760	1G460.23770



**MOTEUR**

**MOTEUR DIESEL**

MODELE	ELEMENT D'INJECTEURS	BOUGIE	POMPE D'ALIMENTATION GO
AM 3300 F 3560	16032.53610	16851.65510	16851.52030
F 1900-E	16851.53610	16851.65510	16851.52030
F 2000	19202.53610	15694.65510	15381.52030
F 2400	16032.53610	16851.65510	16271.52030
F 2400-B	16032.53610	16851.65510	16271.52030
F 2560	16032.53610	16851.65510	16851.52030
F 3060	16032.53610	16851.65510	16851.52030
FZ 2400	16261.53610	16851.65510	16271.52030
G 1700	16851.53610	16851.65510	16851.52030
G 18 G 18-HD	16851.53610	16851.65510	16851.52030
G 1900	16851.53610	16851.65510	16851.52030
G 2	15841.53610	15951.65510	68371.51210
G 2160	16851.53610	16851.65510	RC601.51350
G 3	15841.53610	15951.65510	68371.51210
GZD 15	16851.53610	16851.65510	K2011.62710
GZD 21	16851.53610	16851.65510	K2011.62710
T 1600	16851.53610	16851.65510	16851.52030
TG 1860	16851.53610	16851.65510	E7199.43010
ZD 21	16851.53610	16851.65510	RC601.51350

**MOTEUR ESSENCE**

MODELE	BOUGIE	POMPE D'ALIMENTATION GO
S 140-H T 1560	12499.67740	12498.43010
S 90-V	12499.67740	12499.43010
T 1400	13742.67716	
T 1670	E7194.67740	E7194.43010
T 1700	12499.67740	
T 1760	E7199.67740	E7199.80020
T 1870	E7195.67740	E7195.43010

MOTEUR

\* : Piston extérieur - \*\* : Piston central

MODELE	PISTON COMPLET PISTON, SEGMENTS, AXE, CIRCLIPS, BAGUE			COURROIE VENTIL.	RADIATEUR	
	QTE	COTE ORIGINE	COTE + 0,25 mm			COTE + 0,50 mm
AM 3300 F 3560	4	07916.26862		07916.26870	14911.97010	K3551.58400
F 1900-E	3	07916.28460	07916.28470		15881.97010	16861.72060
F 2000	2 1	07916.28270* 07916.28280*		07916.26540* 07916.26550**	15533.72530	76611.58210
F 2400-B	3	07916.26862		07916.26870	14911.97010	76630.58210
F 2400	3	07916.26862		07916.26870	15531.72530	76630.58210
F 2560	3	07916.26862		07916.26870	14911.97010	K3511.58400
F 3060	4	07916.26840		07916.26850	14911.97010	K3551.58400
FZ 2400	3	07916.26862		07916.26870	14911.97010	76650.58100
G 1700	3	07916.28440	07916.28450		15881.97010	16861.72060
G 18 G 18-HD	3	07916.28462	07916.28472		15881.97010	K1213.95510
G 1900	3	07916.28460	07916.28470		15881.97010	16861.72060
G 2	2	07916.28400		07916.28410	15841.97010	15852.72060
G 2160	3	1E051.21770	1E051.21780		15881.97010	K2110.85010
G 3	3	07916.28250		07916.28390	15841.97010	15852.72060
GZD 15	2	1G460.21770	1G460.21780		15881.97010	K2011.85010
GZD 21	3	1E051.21110	1E051.21900		15881.97010	K2031.85010
T 1600	2	07916.28460	07916.28470		15881.97010	16851.72060
TG 1860	3	07916.28462	07916.28472		15881.97010	K1211.95512
ZD 21	3	1E051.21110			15881.97010	K2110.85010

ELECTRICITE

MODELE	BATTERIE	DEMARREUR	ALTERNATEUR	REGULATEUR
AM 3300	00580.56069	K3511.81410	16241.64010	15881.64600
F 1900	00580.54523	16871.63010	15531.64010	19267.64602
F 2000	00580.56069	15231.63015	15679.64010	15679.64600
F 2400	00580.56069	15741.63010	15679.64010	15679.64600
F 2400-B	00580.56069	15741.63010	16241.64010	15881.64600
F 2560	00580.56069	K3511.81410	16241.64010	15881.64600
F 3060	00580.56069	K3511.81410	16241.64010	15881.64600
F 3560	00580.56069	K3511.81410	16241.64010	15881.64600
FZ 2400	00580.56069	15741.63010	16241.64010	15881.64600
G 1700	00580.54523	16871.63010	15531.64010	19267.64600
G 18 - G 18HD	00580.54523	1G023.63010	15231.64010	15881.64600
G 1900	00580.54523	16871.63010	15531.64010	19267.64600
G 2	00580.53520	15852.63010	15531.64010	15531.64600
G 2160	00580.54523	1G023.63010	16231.64010	66436.64600
G 3	00580.53520	15852.63010	15531.64010	15531.64600
GZD 15	00580.54523	1G023.63010	15531.64010	RP201.53710
GZD 21		1G023.63010	15531.64010	RP201.53710
S 90-V	00580.52012	12489.63010	12489.67070	12489.64600
S 140-H	00580.52012	12498.63010	12498.67070	12489.64600
T 1400	00580.53031	12181.63010	12181.67010	66071.55230
T 1560	00580.53031	12498.63010	12498.67070	12489.64600
T 1600	00580.53522	19837.63010	15531.64010	19267.64600
T 1670	00580.53031	E7194.63010	E7194.67070	E7194.55230
T 1700	00580.53031	12499.63010	12499.67070	12499.64600
T 1760	00580.53031	E7199.63010	E7199.67070	12499.64600
T 1870	00580.53031	E7195.63010	E7195.67070	E7196.64600
TG 1860	00580.54523	16871.63010	16231.64010	15881.64600
ZD 21	00580.54523	1G023.63010	15531.64010	K2561.62050

TONDEUSE

- \* OPTION : LAME SUPER SOUFFLANTE  
\*\* OPTION : LAME MULCHING pour plateau Standard  
\*\*\* OPTION : PLATEAU MULCHING

MODELE	TONDEUSE	TYPE	COUPE	LAME	COURROIE LAME	BOITIER TRANS.	CARDAN
F 1900	RC48-F19	FRONT.	122 cm	76505.11550 70090.33407**	76505.34710	K5571.99040	K5611.32034
F 1900	RC54-F19	FRONT.	137 cm	76529.34330 70090.33408**	76529.34710	/	K5611.32034
				00555.20800***	00555.62180***		
F 2000	RC60-F20F	FRONT.	152 cm	76540.34330 33097.90190*	70725.34710	76543.99170	76543.32010
F 2000	RC60-F20F avec ramasseur	FRONT.	152 cm	76540.99050	70725.34710	76543.99170	76543.32010
F 2000	RC60-F20R	FRONT.	152 cm	76554.34330	76554.34710	76554.99170	76554.32070
F 2000	RC72-F20	FRONT.	183 cm	76550.34330 33097.88850*	76550.34710	76544.99170	76554.32010
F 2400	RC60-F20F	FRONT.	152 cm	76540.34330 33097.90190* 00660.02400**	70725.34710	76534.99170	76543.32010
F 2400	RC60-F20F avec ramasseur	FRONT.	152 cm	76540.99050*	70725.34710	76543.99170	76543.32010
F 2400	RC60-F20R	FRONT.	152 cm	76554.34330	76554.34710	76554.99170	76554.32070
F 2400	RC72-F20	FRONT.	183 cm	76550.34330 33097.88850*	76550.34710	76544.99170	76554.32010

## TONDEUSE

- \* OPTION : LAME SUPER SOUFFLANTE  
 \*\* OPTION : LAME MULCHING pour plateau Standard  
 \*\*\* OPTION : PLATEAU MULCHING

MODELE	TONDEUSE	TYPE	COUPE	LAME	COURROIE LAME	BOITIER TRANS.	CARDAN
F 2560	RC54-F30-EC	FRONT.	137cm	76529.34330	76529.34710		K5671.32010
F 2560 F 3060 F 3560	RCK60-F30-EC	FRONT.	152 cm	K5651.34330 70090.33645** 00555.25622***	K5651.34710 00555.05407***	K5651.33100	K5651.32030
F 2560 F 3060 F 3560	RC72-F30-EC	FRONT.	183 cm	76553.34330 00555.25641***	K5671.34710 00555.05408***	K5671.33100	K5671.32010
FZ 2400	RC54-FZ21F	FRONT.	137 cm	76529.34330 70090.33408**	76529.34710	76577.99040	76578.32030
FZ 2400	RC60-FZ21F	FRONT.	152 cm	76539.34330 70090.33409**	76539.34710	76578.99040	76578.32030
G 1700	RC44-G17F	VENT.	112 cm	76506.11550	76506.34710	76506.99060	76505.32040
G 1700	RC48-G20F	VENT.	122 cm	76505.11550 70090.33407**	76505.34710	76505.99060	76505.32040
G 1700S	RC44-G17F(S)	VENT.	112 cm	76506.11550	76506.34710	76506.99060	76505.32030
G 1700S	RC48-G20F(S)	VENT.	122 cm	76505.11550 70090.33407**	76505.34710	76505.99060	76505.32030
G 18	RCK48-G18	VENT.	122cm	K5413.95810 G* K5413.95820 D*	K5410.71410 G K5410.71420 D	K5410.71050	K5410.32030
G 18-HD	RCK48-G18HD	VENT.	122cm	K5413.95810 G* K5413.95820 D*	K5410.71410 G K5410.71420 D	K5410.71050	K5410.32030
G 18-HD	RCK48-G18PRO	VENT.	122cm	K5413.95810 G* K5413.95820 D*	K5410.71410 G K5410.71420 D	K5410.71050	K5410.32030
G 1900	RC48-G20F	VENT.	122 cm	76505.11550 70090.33407**	76505.34710	76505.99060	76505.32040
G 1900S	RC48-G20F(S)	VENT.	122 cm	76505.11550	76505.34710	76505.99060	76505.32030
G 1900S	RC54-G20F(S)	VENT.	137 cm	76529.34330 60250.80270* 70090.33408**	76529.34710	76507.99060 Serie 20000 76507.99062 Serie 20001~ 76507.99064 Serie 30001~	76505.32030

## TONDEUSE

\* OPTION : LAME SUPER SOUFFLANTE

\*\* OPTION : LAME MULCHING pour plateau Standard

\*\*\* OPTION : PLATEAU MULCHING

MODELE	TONDEUSE	TYPE	COUPE	LAME	COURROIE LAME	BOITIER TRANS.	CARDAN
G 2	RC40-GE	VENT.	102 cm	70713.34330	70713.34770	70713.99170	
G 2160	RCK48-G21	VENT.	122cm	K5182.71820	K5700.34710	K5428.71050	K5460.32030
G 2160	RCK54-G24	VENT.	137cm	K5351.34330 K5351.99020*	K5763.34710	K5440.71050	K5460.32030
G 3	RC40-GR	VENT.	102 cm	76501.34330	70713.34770	70713.99170	76501.11320
G 3	RC44-GE	VENT.	112 cm	70712.34330	70712.34710	70713.99170	70712.98320
S 140H		VENT.	96 cm	K1003.62990	K1003.62440		
S 90V		VENT.	76 cm	K1001.62440	K1001.62180		
T 1400	RC40-LTF	VENT.	102 cm	66071.61760	66071.61730		
T 1400	RC40 avec ramasseur	VENT.	102 cm	66074.99250*	66071.61730		
T 1560	RCK40- LT	VENT.	102 cm	K5112.71920 70090.33412**	K5112.71410		
T 1600	RC44-LTF	VENT.	112 cm	70712.34330	66091.61650		66091.61510
T 1670	RCK40-LTB-S	VENT.	102cm	K5111.71920	K5112.71410		
T 1700-HX	RC44-LT-17	VENT.	112 cm	76516.61650 70090.33413**	76516.61660		76516.61510
T 1760	RCK44-LT-17	VENT.	112 cm	K5142.71820 70090.33413**	K5142.71412		
TG1860	RCK48-TG	VENT.	122cm	K5182.71820 70090.33414** 00555.20800***	K5201.71410 00555.62330***	K1211.31000	
TG 1860	RCK54TG	VENT.	137cm	K5221.71920	K5221.71410		
T 1870	RCK48-LTB	VENT.	122cm	K5181.71920	K5142.71412		
GZD-15	RC42-GZD	VENT.	107cm	K5243.71830 G K5243.71930 D K5243.95810 G* K5243.95820 D*	K5243.71420	K5243.33102	K5243.32030
GZD-21	RCK48-GZD	FRONT.	122 cm	K5413.95810 G* K5413.95820 D*	K5410.71410 G K5410.71420 D	K5263.33102	K5263.33102
ZD 21	RCK54-21NZ	VENT.	137cm	K5764.34330 70090.33408**	K5764.34710	K5615.33100	K5645.32010
ZD 21	RCK60-21NZ	VENT.	152cm	K5651.34330 70090.33645**	K5645.34710	K5645.33100	K5645.32010

**RAMASSEURS**

RAMASSEURS	MATERIEL	TURBINE	COURROIE DE TURBINE	COURROIE D'ENTRAINEMENT
Bac Tole	F 2000-II / F 2400	00820.00002	00820.00015	/
GC44-TE	T 1600-H	66091.99172	/	/
GCA33-HJ	AM 3300	K6121.53110	00846.01195	K6121.11330
GCD150	S 140	00836.00080	00815.00036	/
GCD200	T 1400 / T 1700	00836.00080	07510.00092	/
GCD260	T 1560 / T 1760	00836.00080	00842.00033	07510.00047
GCD270	T 1670 / T 1870	00836.00080	00842.00033	07510.00047
GCD280	T 1600-H	00837.00280	/	/
GCD360	TG 1860	00843.74110	00843.01685	/
GCD400-F	F 1900	00836.00080	07510.00102	/
GCD400-F-II	F 1900	00836.00080	07510.00102	/
GCD420	G 1700 / G 1900	00835.00060	00835.00072 : RC 44/54 00835.00073 : RC 48	/
GCD420-N	G 1700 / G 1900	00835.10060	00835.00954	00835.01182
GCD420-N-II	G 1700 / G 1900	00835.10060	00835.20954	00835.11165
GCD460	G 2160	00848.74110	00841.01915	/
GCD550	F 2000 / F 2400 FZ 2400	00839.00010	07510.00034	/
GCD660-F Version 1	F 2560 / F 3060 F 3560	00846.74119	00846.01095 (simple 17mm)	K6112.11332 (double 13mm)
GCD660-F Version 2	F 2560 / F 3060 F 3560	00846.74250	00846.01195 (double 17mm)	00846.10029 (double 17mm)



MOTEUR

MODELE	TYPE DU MOTEUR	REFERENCE DU MOTEUR	POCHETTE DE JOINTS	FILTRE A AIR	FILTRE ESSENCE	BOUGIE
CW 1336	GF-400-V	NON DISPONIBLE	FOURNI AU DETAIL	65721.24430	65721.24160	13375.67740
KR 518 T	GH150-V-EC-2	12689.61000	07916.29420	E2155.11212		12773.67710
KR 518 TC	GH150-V-EC-2-TC	12689.62000	07916.29420	E2155.11212		12773.67710
W 4019 P	GS170-VL	12193.00000	07916.00170	12191.11220		13375.67740
W 4019 T-TC	GS170-VL	12193.00000	07916.00170	12191.11220		13375.67740
W 4021 P	GS170-VL-2	12193.00000	07916.00170	12191.11220		13375.67740
W 4021 T-TC	GS170-VL-2	12193.00000	07916.00170	12191.11220		13375.67740
W 5019 P	GH150-V-FL-P2	12682.11000	07916.29420	12681.11220		12773.67710
W 5019 T-TC	GH150-V-FL-T	12681.11000	07916.29420	12681.11220		12773.67710
W 5019 TCE	GH150-V-FL-TE	12681.14000	07916.29420	12681.11220	12687.43020	12773.67710
W 5019 TB	GH150-V-FL-T2-B	12681.82000	07916.29420	12681.11220	12687.43020	12773.67710
W 5021 T	GH150-V-FL-T	12681.11000	07916.29420	12681.11220	12687.43020	12773.67710
W 5021 TB	GH150-V-FL-T-B	12681.81000	07916.29420	12681.11220	12687.43020	12773.67710
W 5021 TC	GH150-V-FL-T	12681.11000	07916.29420	12681.11220	12687.43020	12773.67710
W 5021 TCE	GH150-V-FL-TE	12681.14000	07916.29420	12681.11220	12687.43020	12773.67710
W 5021 HTB	GH150-V-FL-TC-B	12681.83000	07916.29420	12681.11220	12687.43020	12773.67710
W 5021 HTC	GH150-V-FL-TC	12681.13000	07916.29420	12681.11220	12687.43020	12773.67710
W 6021 HT	GH170-V-FL-TC	12773.00000	07916.27980	12681.11220	12687.43020	12773.67710
W 6021 HTC	GH170-V-FL-TC	12773.00000	07916.27980	12681.11220	12687.43020	12773.67710
W 521 TC	GH150-V-FL-T-KE	12681.31000	07916.29420	12681.11220		12773.67710
W521 HTC	GH150-V-FL-T-KE	12681.31000	07916.29420	12681.11220		12773.67710
W621 HTC	GH170-V-FL-TC-KE	12773.31000	07916.27980	12681.11220	12687.43020	12773.67710
COTTAGE 48T	GH150-V-EC-2	12689.61000	07916.29420	E2155.11212		12773.67710



TONDEUSE

LAME SOUFFLANTE POUR W621 & W6021 : K0021-34330

LAME MULCHING POUR W621 & W6021 : K0021-33400

MODELE	LAME DE COUPE	CABLE GAZ	CABLE D'AVANCEMENT	CABLE D'ARRET DE LAME	BANDAGE DE ROUE	SAC A HERBE
CW 1336	65722.72230 (x2)	65722.35100			AV:65722.75200* AR:65722.27100*	
KR 518 T	00832.37210	00832.42330	00832.42130	00832.42210	AV:00832.31100* AR:00832.32100*	FOURNI PAR LE
KR 518 TC	00832.20518	00832.42330	00832.42130	00832.42180	AV:00832.31100* AR:00832.32100*	SERVICE MATERIEL
W 4019 P	65601.37210	65601.42380			65601.31180	KIT BAC
W 4019 T-TC	65601.37210	65601.42380	65601.42280	65601.42180	65601.31180	65601.83500
W 4021 P	65601.37210	65601.42380			65601.31180	KIT BAC
W 4021 T-TC	65621.37210	65601.42380	65601.42280	65601.42180	65601.31180	65621.83500
W 5019 P	65601.37210	65661.42380			65601.31180	65651.51110
W 5019 T-TC	65601.37210	65661.42380	65661.42280	65661.42180	65601.31180	65651.51110
W 5019 TCE	65601.37210	65661.42380	65661.42280	65661.42180	65601.31180	65651.51110
W 5019 TB	65601.37210	65661.42380	65661.42280	65646.42180	65601.31180	65651.51110
W 5021 T	65621.37210	65661.42380	65661.42280		65601.31180	65671.51110
W 5021 TB	65621.37210	65661.42380	65661.42280	65646.42180	65601.31180	65671.51110
W 5021 TC	65621.37210	65661.42380	65661.42280	65661.42180	65601.31180	65671.51110
W 5021 TCE	65621.37210	65661.42380	65661.42280	65661.42180	65601.31180	65671.51110
W 5021 HTB	65621.37210	65661.42380	65661.42280	65646.42180	65666.31180	65671.51110
W 5021 HTC	65621.37210	65661.42380	65661.42280	65661.42180	65666.31180	65671.51110
W 6021 HT	65621.37210	65661.42380	65661.42280		65666.31180	65671.51110
W 6021 HTC	65621.37210	65661.42380	65661.42280	65661.42180	65666.31180	65671.51110
W 521 TC	65621.37210	K0021.42380	K0021.42280	K0021.42180	K0021.31183	K0021.51110
W 521 HTC	65621.37210	K0021.42380	K0021.42280	K0021.42180	K0031.31180	K0021.51110
W 621 HTC	65621.37210	K0021.42380	K0021.42280	K0021.42180	K0031.31180	K0021.51110
COTTAGE 48T	00290.37210	00290.42380	00290.42180	00290.42280	AV:00290.31100 AR:00290.32100	00290.51110

\*Roue complète

MOTEUR

MODELE	TYPE DU MOTEUR	REFERENCE DU MOTEUR	PISTON ORIGINE / SEGMENTS ORIGINE	PISTON + 0,25 mm / SEGMENTS + 0,25 mm	PISTON + 0,50 mm / SEGMENTS + 0,50 mm	AXE / CIRCLIPS
TF 15	GS95-V-TS	EPUISE	12289.21110			12101.21310
			12289.21050			13591.21330
TF 20-R	GH100-T-BS-KE	12916.12000	12901.21110			13591.21310
			12901.21050			13591.21330
TF 25	GH100-TR-R-FM	12918.00000	12902.21110	12902.21920	12902.21910	13591.21310
			12901.21050	12901.21110	12901.21090	13591.21330
TF 35	GH100-TR-R-FM	12918.00000	12902.21110	12902.21920	12902.21910	13591.21310
			12901.21050	12901.21110	12901.21090	13591.21330
TF 40	GS150-2TS	EPUISE	12151.21110		12151.21910	13621.21310
			12151.21050		12151.21090	13601.21330
TF 40-R	GH130-2TS-KE	E2113.12000	E2111.21110	E2111.21920	E2111.21910	12681.21310
			E2111.21050	E2111.21100	E2111.21090	13601.21330
TF 45	GS160-2TS	EPUISE	13921.21110	13921.21920	13921.21910	13621.21310
			13921.21050	13921.21100	13921.21090	13601.21330
TF 50	GH130-Q4	E2151.11000	E2112.21110	E2112.21920	E2112.21910	12681.21310
			E2111.21050	E2111.21100	E2111.21090	13601.21330
TF 55	GS160-2TS	EPUISE	13921.21110	13921.21920	13921.21910	13621.21310
			13921.21050	13921.21100	13921.21090	13601.21330
TF 60	GH130-2TS	E2113.12000	E2111.21110	E2111.21920	E2111.21910	12681.21310
			E2111.21050	E2111.21100	E2111.21090	13601.21330
TF 65	GS200-2TS	EPUISE	12896.21110	12896.21920	12896.21910	13941.21310
			12896.21050	12896.21100	12896.21090	13631.21330
TF 75	GS230-2TS	EPUISE	12231.21110		12231.21910	12231.21310
			12231.21050		12231.21090	13631.21330
TF 70 TF 80	GH170-1-2TS-KE	E3133.12000	E3131.21110	E3131.21920	E3131.21910	12631.21310
			E3131.21050	E3131.21110	E3131.21090	13631.21330
TF100	GH250-TKS-KE	E4103.12000	12621.21130	12621.21960	12621.21950	12627.21310
			EG161.21050	EG161.21100	EG161.21090	13961.21330



## MOTEUR

MODELE	TYPE DU MOTEUR	REFERENCE DU MOTEUR	PISTON ORIGINE / SEGMENTS ORIGINE	PISTON + 0,25 mm / SEGMENTS + 0,25 mm	PISTON + 0,50 mm / SEGMENTS + 0,50 mm	AXE / CIRCLIPS
T 150	GS 90-V-TS	EPUISE	12101.21110			12101.21310
			12101.21050			13591.21330
T 250	GS 130-TS	12305.00000	13901.21110	13901.21920	13901.21910	13901.21310
			13901.21050	13901.21100	13901.21090	13601.21330
T 350	GS 130-TS	12305.00000	13901.21110	13901.21920	13901.21910	13901.21310
			13901.21050	13901.21100	13901.21090	13901.21330
T 450	GS 160-TS	12338.00000	13921.21110	13921.21920	13921.21910	13621.21310
			13921.21050	13921.21100	13921.21090	13621.21330
T 550	GS 160-TS	12338.00000	13921.21110	13921.21920	13921.21910	13621.21310
			13921.21050	13921.21100	13921.21090	13621.21330
T 650	GS 200-TS	12541.00000	13941.21110	13941.21920	13941.21910	13941.21310
			13941.21050	13941.21100	13941.21090	13941.21330
T 750	GS 200-TS	12541.00000	13941.21110	13941.21920	13941.21910	13941.21310
			13941.21050	13941.21100	13941.21090	13941.21330
T 850	GS 280-TS	EPUISE	13961.21110	13961.21920	13961.21910	13961.21310
			13961.21050	13961.21100	13961.21090	13961.21330
MK 40	GH 120-Q-4-EC	NON FOURNI	12647.21110	12647.21520	12647.21910	12681.21310
			12643.21050	12643.21110	12643.21090	13601.21330



FILTRATION

MODELE	TYPE DU MOTEUR	BIELLE ORIGINE	BIELLE - 0,25 mm / 0,50 mm	POCHETTE DE JOINTS	FILTRE A AIR	BOUGIE	COURROIE COURTE / LONGUE
TF 15	GS95-V-TS	12111.22010			12763.11210	12366.67710	
TF 20-R	GH100-T-BS-KE	12901.22010	12901.22050 12901.22060		12915.11080	12647.67710	00103.62210 00103.62220
TF 25	GH100-TR-R-FM	12901.22010	12901.22050 12901.22060		12915.11080*	12647.67710	00106.00750
TF 35	GH100-TR-R-FM	12901.22010	12901.22050 12901.22060		12915.11080*	12647.67710	07510.00033
TF 40	GS150-2TS	13901.22010		07916.40150	12314.11210	13375.67740	61061.83410
TF 40-R	GH130-2TS	E2111.22010	E2111.22050 E2111.22060		12643.11080*	12647.67710	
TF 45	GS160-2TS	12866.22010	12866.22000 12866.22020	07916.29410	~555.944 13134.11180 555945~ 12643.11080*	13375.67740	61061.83410 61151.62210
TF 50	GH130-Q-4	E2111.22010	E2111.22050 E2111.22060		E2155.11210	12647.67710	00105.62220 00105.62210
TF 55	GS160-2TS	12866.22010	12866.22000 12866.22020	07916.29410	~555944 13134.11180 555945~ 12643.11080*	13375.67740	61061.83410 61151.62210
TF 60	GH130-2TS	E2111.22010	E2111.22050 E2111.22060		12643.11080*	12647.67710	
TF 65	GS200-2TS	12896.22010	12896.22000 12896.22020	07916.29160	~551566 13134.11180 551567~ 12643.11080*	12366.67710	62151.81220 62151.61520
TF 75	GS230-2TS	12896.22010	12896.22000 12896.22020	07916.00230	~551302 13134.11180 551303~ 12643.11080*	12366.67710	62151.81220 62151.61520
TF 70 TF 80	GH170-1-2TS-KE	E3131.22010	E3131.22050 E3131.22060	07916.00170	12643.11080*	12647.67710	00108.62210
TF100	GH250-TKS-KE	12627.22010	12627.22050 12627.22060	07916.29380	12625.11080*	12647.67710	00110.62210

\*Filtre à air à bain d'huile



## FILTRATION

MODELE	TYPE DU MOTEUR	BIELLE ORIGINE	BIELLE 0,25 mm - 0,50 mm	POCHETTE DE JOINTS	FILTRE A AIR	BOUGIE	COURROIE COURTE / LONGUE	
T 150	GS 90-V-TS	12111.22010		07916.29190	12101.11210	13281.67716		
T 250	GS 130-TS	13901.22010	13901.22000 13901.22020	07916.29050	13907.11210	13375.67740	61013.62210	
T 350	GS 130-TS	13901.22010	13901.22000 13901.22020	07916.29050	13907.11210	13375.67740	61013.62210	
T 450	GS 160-TS	12866.22010	12866.22000 12866.22020	07916.29410	~813.577 13955.11180 813.578~ 13134.11180	13742.67716	61321.62210	
T 550	GS 160-TS	12866.22010	12866.22000 12866.22020	07916.29410	~813.577 13955.11180 813.578~ 13134.11180	13742.67716	61321.62210	
T 650	GS 200-TS	12896.22010	12896.22000 12896.22020	07916.29160	~813.577 13955.11180 813.578~ 13134.11180	13281.67716	61321.62210	
T 750	GS 200-TS	12896.22010	12896.22000 12896.22020	07916.29160	~813.577 13955.11180 813.578~ 13134.11180	13281.67716	~70.000 62331.62220 70.000~ 62151.81220	~70.000 62151.61520 70.000~ 62151.61520
T 850	GS 280-TS	13961.22010	13961.22000 13961.22020	07916.29150	~550.000 13382.11080 550.001~ 13415.11080	13281.67716	~70.000 62331.62260 70.000~ 62151.81220	~70.000 62331.62250 70.000~ 62151.81120
MK 40	GH 120 Q-4-EC	12643.22010	12643.22050 12643.22060	07916.29360	12812.11210	12647.67710	07510.00044	



Emission : 01  
Date : 11 juin 2004

MOTOCULTEUR  
Section : C

### ROTOR

<sup>a</sup>Goupille - <sup>b</sup>Entr'axe de 90 mm

COUTEAU NORMAL VENDU PAR 25 PAIRES - COUTEAU DEPART VENDU PAR PAIRE.

MODELE	COUTEAU DEPART	COUTEAU STANDARD	MOYEU DEPART	MOYEU ADDITIONNEL	MOYEU INTERMED.	DISQUE
T 120 T 220 T 320		00100.00020	00100.00202 8 x 31 <sup>a</sup>	00100.00203 8 x 31 <sup>a</sup>		00100.00300 8 x 38 <sup>a</sup>
T 420		00100.00020	00100.00202 8 x 31 <sup>a</sup>	00100.00305 8 x 31 <sup>a</sup>	00100.00400	00100.00300 8 x 38 <sup>a</sup>
T 420C	00100.00025	00100.00020	00100.00552 8 x 31 <sup>a</sup>	00100.00305 8 x 31 <sup>a</sup>	00100.00203	00100.00300 8 x 38 <sup>a</sup>
T 520	00100.00035	00100.00030 <sup>b</sup>	00100.00230 10 x 42 <sup>a</sup>	00100.00421 10 x 42 <sup>a</sup>		00100.00330 10 x 42 <sup>a</sup>
T 620 T 720	00100.00035	00100.00030 <sup>b</sup>	00100.00420 10 x 42 <sup>a</sup>	00100.00421 10x42 <sup>a</sup>		00100.00330 10 x 42 <sup>a</sup>
T 150		00100.00015	00100.00111 8 x 31 <sup>a</sup>			00100.00362 8 x 27 <sup>a</sup>
T 250 T 350		00100.00020	00100.00202 8 x 31 <sup>a</sup>		00100.00203	00100.00300 8 x 38 <sup>a</sup>
T 450		00100.00020	00100.00271 8 x 31 <sup>a</sup>		00100.00203	00100.00300 8 x 38 <sup>a</sup>
TF 15		00100.00015		00100.00112 8 x 33 <sup>a</sup>		00100.00360
TF 20R		00103.21510.D 00103.21520.G	00103.65520 10x32 <sup>a</sup>			00103.65530
TF 25		00100.00106	00106.01530.D 00106.01560.G 10 x 33 <sup>a</sup>	00106.01540.D 00106.01570.G 8 x 33 <sup>a</sup>		00106.01550 8 x 31 <sup>a</sup>
TF 35		00100.00106	00106.11530.D 00106.11560.G 8 x 31 <sup>a</sup>	00106.01540.D 00106.01570.G 8 x 33 <sup>a</sup>		00106.01550 8 x 31 <sup>a</sup>
TF 40		00100.00040	00100.00450 45 x 10 <sup>a</sup>	00100.00653 10 x 38 <sup>a</sup>		00100.00315 10 x 38 <sup>a</sup>
TF 45		00100.00040	00100.00451 45 x 10 <sup>a</sup>	00100.00653 10 x 38 <sup>a</sup>		00100.00315 10 x 38 <sup>a</sup>
TF 50		00105.21510.D 00105.21520.G	00105.65210 10x32 <sup>a</sup>	00105.65310 8x32 <sup>a</sup>		00105.65350
TF 55 TF 60 TF 70		00100.00040	00100.00452 45 x 10 <sup>a</sup>	00100.00653 10 x 38 <sup>a</sup>		00100.00315 10 x 38 <sup>a</sup>
T 550 T 650		00100.00040	00100.00571 45 x 10 <sup>a</sup>	00100.00653 10 x 38 <sup>a</sup>		00100.00315 10 x 38 <sup>a</sup>
T750-T850 TF65-TF75 TF80-TF100	00100.00035	00100.00030	00100.00751 10 x 42 <sup>a</sup>	00100.00421 10 x 42 <sup>a</sup>		00100.00330 10 x 42 <sup>a</sup>
MK 40 EK 50		00834.00030	00834.00600 00834.00640 10 x 31 <sup>a</sup>	00834.00620 00834.00660		00834.00680 8 x 31 <sup>a</sup>



## ROTOR

### ROTOR LABOUR

MODELE	COUTEAU DEPART	COUTEAU STANDARD	MOYEU DEPART	MOYEU ADDITIONNEL	DISQUE
T 220 T 320 T 420		00100.00050	00100.00204 8 x 31 <sup>a</sup>	00100.00205 8 x 31 <sup>a</sup>	00100.00310 8 x 38 <sup>a</sup>
T 420C		00100.00050	00100.00551 8 x 31 <sup>a</sup>	00100.00205 8 x 31 <sup>a</sup>	00100.00310 8 x 38 <sup>a</sup>
T 520	00100.00065 <sup>b</sup>	00100.00060 <sup>c</sup>	00100.00425 10 x 42 <sup>a</sup>	00100.00426 10 x 42 <sup>a</sup>	00100.00330 10 x 42 <sup>a</sup>
T 620 T 720	00100.00065 <sup>b</sup> 00100.00550 <sup>d</sup>	00100.00060 <sup>c</sup> 00100.00500 <sup>d</sup>	00100.00425 10 x 42 <sup>a</sup>	00100.00426 10 x 42 <sup>a</sup>	00100.00330 10 x 42 <sup>a</sup>
T 250 T 350		00100.00050	00100.00204 8 x 31 <sup>a</sup>	00100.00205 8 x 31 <sup>a</sup>	00100.00310 8 x 38 <sup>a</sup>
T 450		00100.00050	00100.00272 8 x 31 <sup>a</sup>	00100.00205 8 x 31 <sup>a</sup>	00100.00310 8 x 38 <sup>a</sup>
TF 25 TF 20R	00106.31570	00100.00410	00106.21530.D 00106.21560.G 10 x 33 <sup>a</sup>	00106.21540.D 00106.21570.G 8 x 33 <sup>a</sup>	00106.01550 8 x 31 <sup>a</sup>
TF 35	00106.31570	00100.00410	00106.31530.D 00106.31560.G 8 x 31 <sup>a</sup>	00106.21540.D 00106.21570.G 8 x 33 <sup>a</sup>	00106.01550 8 x 31 <sup>a</sup>
TF 40		00100.00050	00100.00455 10 x 45 <sup>a</sup>	00100.00205 8 x 31 <sup>a</sup>	00100.00310 8 x 38 <sup>a</sup>
TF 45		00100.00050	00100.00456 10 x 45 <sup>a</sup>	00100.00205 8 x 31 <sup>a</sup>	00100.00310 8 x 38 <sup>a</sup>
TF 55 TF 60 TF 70		00100.00050	00100.00457 10 x 45 <sup>a</sup>	00100.00205 8 x 31 <sup>a</sup>	00100.00310 8 x 38 <sup>a</sup>
T 550		00100.00050	00100.00273 10 x 45 <sup>a</sup>	00100.00205 8 x 31 <sup>a</sup>	00100.00310 8 x 38 <sup>a</sup>
T 650		00100.00500	00100.00652 10 x 45 <sup>a</sup>	00100.00654 10 x 38 <sup>a</sup>	00100.00330 10 x 38 <sup>a</sup>
T750-T850 TF65-TF75 TF80-TF100	00100.00550	00100.00500	00100.00752 10 x 42 <sup>a</sup>	00100.00426 10 x 42 <sup>a</sup>	00100.00330 10 x 42 <sup>a</sup>

<sup>a</sup>Goupille - <sup>b</sup>Entr'axe de 65 mm - <sup>c</sup>Entr'axe de 75 mm - <sup>d</sup>Entr'axe de 90 mm

COUTEAU NORMAL VENDU PAR 25 PAIRES  
COUTEAU DEPART VENDU PAR PAIRE.





## ROTOR

### ROTOR HELICE

MODELE	COUTEAU	MOYEU	DISQUE
	STANDARD	ADDITIONNEL	
T 220, 320, 420,	00100.00070	00100.00210 8 x 31a	00100.00350 8 x 38 <sup>a</sup>
T 520	00100.00080		00100.00340 10 x 45a
T 620 T 720	00100.00080	00100.00423 10 x 45 <sup>a</sup>	00100.00340 10 x 45 <sup>a</sup>

<sup>a</sup>Goupille - <sup>b</sup>Entr'axe de 65 mm - <sup>c</sup>Entr'axe de 75 mm - <sup>d</sup>Entr'axe de 90 mm






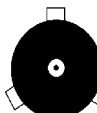

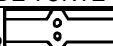
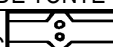
COUTEAU NORMAL VENDU PAR 25 PAIRES  
COUTEAU DEPART VENDU PAR PAIRE.

GOUPILLE	DIAMETRE
00100.00150	8 x 27
00100.00120	8 x 31
00105.17130	8 x 32
00106.01590	8 x 33
00100.00125	8 x 38
00100.00111	8 x 42
00100.00160	10 x 31
00103.17130	10 x 32
00106.01580	10 x 33
00100.00130	10 x 38
00100.00135	10 x 42
00100.00140	10 x 45
00100.00099	10 x 51














ACCESSOIRES

	REFERENCE	DESIGNATION	D100 D110 D120 D130(N)	D200 D230 BS300 BS330	D300	D210 D310	D260S D260W
	88123.00670	TETE NYLON Ø10X1,25	X				
	88102.10150	TETE NYLON Ø10X1,50					
	88121.00710	TETE NYLON Ø8X1,25		X	X	X	X
	88130.01170	TETE NYLON Ø10X1,25 SEMI-AUTOMATIQUE					
	88131.00370	TETE NYLON Ø8X1,25 SEMI AUTOMATIQUE		X	X	X	X
	88000.00150	FIL NYLON 15M	X	X	X	X	X
	88000.01000	FIL NYLON 100 M	X	X	X	X	X
	88000.02000	FIL NYLON 200 M	X	X	X	X	X
	88131.00380	SCIE 3 DENTS Ø230		X			
	88130.01180	SCIE 3 DENTS Ø255					X
	88102.02050	SCIE 4 DENTS Ø200	X				
	88102.01990	SCIE 4 DENTS Ø230		X			X
	88122.00950	SCIE 4 DENTS Ø255				X	
	88102.02040	SCIE 8 DENTS Ø200	X				
	88102.02000	SCIE 8 DENTS Ø230		X			X
	88102.02020	SCIE 8 DENTS Ø255				X	
	88102.02060	SCIE 60 DENTS Ø200	X				
	88102.02010	SCIE 60 DENTS Ø230		X			X
	88102.02030	SCIE 80 DENTS Ø255			X	X	
	88000.01810	UNITE DE TONTE		X	X		X
	88123.00480	UNITE DE TONTE					
	88123.00520	LAME A 		X	X		X
	88103.01810	UNITE DE TONTE					
	88103.01720	LAME B 					
	88121.00830	UNITE DE TONTE				X	
	88121.00870	LAME C 				X	

\* Nos têtes nylons sont livrées avec adaptateur

LAME : A : Lg = 87mm  
B : Lg = 87mm  
C : Lg = 64mm

## ACCESSOIRES

	REFERENCE	DESIGNATION	BS310 BS320 BS420 BS430	F300 F400	F310 F410	D170 D180T D220	D330(L) D420 D430(L) D530	D330XL D430XL D530XL
	88123.00670	TETE NYLON Ø10X1,25	X		X		X	X
	88102.10150	TETE NYLON Ø10X1,50		X				
	88121.00710	TETE NYLON Ø8X1,25				X		
	88130.01170	TETE NYLON Ø10X1,25 SEMI AUTOMATIQUE	X		X		X	X
	88131.00370	TETE NYLON Ø8X1,25 SEMI AUTOMATIQUE				X		
	88000.00150	FIL NYLON 15M	X	X	X	X	X	X
	88000.01000	FIL NYLON 100 M	X	X	X	X	X	X
	88000.02000	FIL NYLON 200 M	X	X	X	X	X	X
	88131.00380	SCIE 3 DENTS Ø230	X					X
	88130.01180	SCIE 3 DENTS Ø255	X		X		X	X
	88102.02050	SCIE 4 DENTS Ø200						
	88102.01990	SCIE 4 DENTS Ø230	X	X	X	X	X	
	88122.00950	SCIE 4 DENTS Ø255		X	X	X	X	X
	88102.02040	SCIE 8 DENTS Ø200						
	88102.02000	SCIE 8 DENTS Ø230	X		X	X	X	
	88102.02020	SCIE 8 DENTS Ø255		X	X		X	X
	88102.02060	SCIE 60 DENTS Ø200						
	88102.02010	SCIE 60 DENTS Ø230	X	X	X	X	X	
	88102.02030	SCIE 80 DENTS Ø255		X	X		X	X
	88000.01810	UNITE DE TONTE						
	88123.00480	UNITE DE TONTE	X		X		X	X
	88123.00520	LAME A 	X		X		X	X
	88103.01810	UNITE DE TONTE		X				
	88103.01720	LAME B 		X				
	88121.00830	UNITE DE TONTE				X		
	88121.00870	LAME C 				X		

\* Nos têtes nylons sont livrées avec adaptateur

LAME : A : Lg = 87mm  
 B : Lg = 87mm  
 C : Lg = 64 mm



HUILE KUBOTA

DESIGNATION	PRODUIT	REFERENCE	CONDITIONNEMENT
Huile KUBOTA	Transmission	00410.00200	*Bidon 5 litres

\*Minimum 20 bidons.



CONTENANCE AUTOPORTEE FRONTALE

MODELE	MOTEUR	CARTER TRANSMISSION	HST	PONT ARRIERE DIFFERENTIEL	REDUCTEURS ARRIERES (D&G)	CIRCUIT REFROIDISSEMENT
F 1900	3	5,7	<--	<--	-	3,3
F 1900 D	3	5,7	<--	1,5	0,4	3,3
F 2000	3,1	12,7	<--	1,5	0,5	3,7
F 2000 II	3,1	12,7	<--	1,5	0,5	3,7
F 2400	3,3	12,7	<--	1,5	0,5	3,7
F 2400	3,3	12,7	<--	1,5	0,5	3,7
F 2400 B	3,3	12,7	<--	2,5	0,5	3,7
F 2400 B	3,3	12,7	<--	2,5	0,5	3,7
FZ 2400	3,4	14,5	<--	1,5	1,3	3,9
FZ 2400	3,4	14,5	<--	1,5	1,3	3,9
F 2560	2,4	12,8	<--	1,3	0,5	3,4
F 2560	2,4	12,8	<--	1,3	0,5	3,4
F 3060	2,7	13,5	<--	1,3	0,5	3,9
F 3060	2,7	13,5	<--	1,3	0,5	3,9
F 3560	2,7	13,5	<--	1,3	0,5	3,9
F 3560	2,7	13,5	<--	1,3	0,5	3,9
AM 3300	2,7	16,5	<--	1	0,5	3,9

CONTENANCE AUTOPORTEE VENTRALE

MODELE	MOTEUR	CARTER TRANSMISSION	HST	PONT ARRIERE DIFFERENTIEL	RESERVOIR CARBURANT	CIRCUIT REFROIDISSEMENT
G 2	2	7	<--	<--	8	1,9
G 2 HST	2	6	<--	<--	8	1,9
G 3 HST	3	6	<--	<--	8	2,1
T1400	1,4	2,6	<--	<--	8,5	-
T 1400 HST	1,4	1,8	0,57	<--	8,5	-
T 1700 HX	1,6	1,8	0,57	<--	9,5	-
T 1600 HST	2,1	1,7	<--	<--	10	1,9
G 1700 H/HS	3	5,7	<--	<--	19	3,3
G 1700 H/HS	3	5,7	<--	<--	19	3,3
G1900 H/HS	3	5,7	<--	<--	19	3,3
G 1900 H/HS	3	5,7	<--	<--	19	3,3
T 1560	1,3	2,3	<--	<--	11	-
T 1760	1,5	2,4	<--	<--	11	2,1
TG 1860	3	3,5	<--	<--	15	3,3
G 18	2,6	4,5	<--	<--	22	2,1
G 2160	2,8	4,5	<--	<--	22	2,1
ZD 21	3,5	4	<--	1,8	30	2,85
ZD 28	3,4	4	<--	1,8	30	3,8
GZD 15	2,1	10	0,13		20	3,25

CONTENANCE TRACTEUR SERIE B

MODELE	MOTEUR	BOITE DE VITESSES PONT ARRIERE	PONT AVANT DIFFERENTIEL	REDUCTEURS AVANT (D & G)	BOITIER DE DIRECTION	CIRCUIT DE REFROIDISSEMENT
B 5100 E	2,3	8,5			0,2	3
B 6100 D	3,9	11,5	0,5	0,15	0,2	4,6
B 6100 HD	3,9	13,5	0,5	0,15	0,2	4,6
B 7100 D	3,9	11,5	0,5	0,15	0,2	4,6
B 7100 HD	3,9	13,5	0,5	0,15	0,2	4,6
B 4200 D	2,3	8,5	0,5	0,15	0,2	3
B 6200 D	3,1	12	0,5	0,15	0,2	2,8
B 7200 D	3,1	12	1,5	0,5	0,2	2,8
B 7200 HD	3,1	12	1,5	0,5	0,2	2,8
B 8200 D	3,9	18	2,1	0,5	0,2	4
B 8200 HD	3,9	18	2,1	0,5	0,2	4
B 9200 HD	4,2	18	2,1	0,5	0,2	4
B 1550 D	3,1	12	0,5	0,15	0,2	2,9
B 1550 HDS	3,1	13,1	0,5	0,15	0,2	2,9
B 1750 DS	3,1	12	1,5	0,5	0,2	3,5
B 1750 HDS	3,1	13,5	1,5	0,5	0,2	3,5
B 1750 HDSB	3,1	13,5	2,5	0,5	0,2	3,5
B 2150 DS	4,2	18	2,1	0,5	0,2	3,9
B 2150HDS	4,2	18	2,1	0,5	0,2	3,9
B 2150 HDSB	4,2	18	2,9	0,5	0,2	3,9

CONTENANCE TRACTEUR SERIE SUPER B ETGRANDEL

MODELE	MOTEUR	BOITE DE VITESSES PONT ARRIERE	PONT AVANT DIFFERENTIEL	BOITIER DE DIRECTION	CIRCUIT DE REFROIDISSEMENT
<b>BX2200</b>	2.5	10.1	4.7		3.5
<b>B1410 / B1610</b>	2.4	10.5	3.4	0.2	2.6
<b>B1700 D / HD</b>	3	11	3,7	-	3.4
<b>B2100 D / HDSB</b>	3	11	3.7 / 4,5	-	3.4
<b>B2400 D / HDSB</b>	3	11	3.7 / 4,5	-	3,4
<b>B2110 D / HDSB</b>	3	12,5	3,2	-	3,8
<b>B2410 D / HDSB</b>	3	12,5	3,7 / 4,5	-	3,8
<b>B2710 D / HDSB</b>	4,1	14,5	4,5	-	4,5
<b>ST30</b>	4,1	24	4.0	-	3,9
<b>ST<math>\alpha</math>30 / ST<math>\alpha</math>35</b>	4,5	18,5	4.0	-	5,8
<b>L2500</b>	6,5	28	6	-	6,0
<b>L3300 D</b>	5.5	39	5.5	-	7.5 (cab 8.7)
<b>L3600 D / HD</b>	7.6	39	5.5	-	7.5 (cab 8.7)
<b>L4200 D / HD</b>	7.6	39	5.5	-	7.5 (cab 8.7)
<b>L4200 DN</b>	7.6	26	3.5	-	7.5

CONTENANCE TRACTEUR SERIE L & L-30

MODELE	MOTEUR	BOITE DE VITESSES PONT ARRIERE	PONT AVANT DIFFERENTIEL	REDUCTEURS AVANT (D & G)	BOITIER DE DIRECTION	RESERVOIR CARBURANT	CIRCUIT DE REFROIDISSEMENT
L 185	3,8	23	1,1(D) / 1,1(G)	0,8	0,3	22	5,3
L 245	4,9	23	1,1(D) / 1,1(G)	0,8	0,3	22	6,6
L 275	6,1	24	2,6	0,3	0,3	28	6,6
L 345	9,1	30	2,5(D) / 2,5(G)	0,7	0,3	35	7
L 345 II	9,1	30	2,5(D) / 2,5(G)	0,7	0,3	35	7
L 2250 D	5,7	28,5	6	-	0,1	29	5
L 2550 D	5,7	28,5	6	-	0,1	29	5
L 2550 GST	5,7	27	6,5	-	0,1	29	5
L 2850 DS	8,5	28,5	6,5	-	0,1	29	7
L 2850 GST	8,5	27	6,5	-	0,1	29	7
L 3250 DS	8,5	28,5	6,5	-	0,1	29	7
L 3250 GST	8,5	27	6,5	-	0,1	29	7
L 3750 DS	9	43	5,5	2,7	-	58	7,6
L 4150 DS	9	43	5,5	3,1	-	58	7,6
L 5450 DS	9	43	6,3	2,7	-	60	8
L 3430	5,7	42	6,5			40	6
L 3830	6,7	43	6,5			40	7,5
L 4630	8,2	43	9			40	7,5
L 5030	8,2	45	9			43	8



CONTENANCE TRACTEUR SERIE M ET ME

MODELE	MOTEUR	BOITE DE VITESSES PONT ARRIERE	PONT AVANT DIFFERENTIEL	REDUCTEURS AVANT (D & G)	CIRCUIT DE REFROIDISSEMENT
M 5400	8	40	8	-	8
M 5400 DT-N	8	36	6	-	8
M 5700	8	40 (cab 43)	8	-	8,3
M 8200	10,7	52	5	3,5	9
M 8200 DNB /SDNB	10,7	33	6	-	9
M 8200 SDNBC	10,7	33	6	-	9
M 9000	10,7	52	6	3,5	9
ME 5700 ARCEAU	8	40	8	-	7,3
ME 5700 CAB	8	43	8	-	7,3
ME 5700 DTN	8	36	6	-	7,3
ME 8200 DTN CAB	10,7	33	6	-	9
ME 9000 ARCEAU	10,7	55	6	3,5	9
ME 9000 CAB	10,7	55	6	3,5	9

**BATTERIE**

<b>MODELE</b>	<b>REFERENCE</b>
B1550 / B1750 / B2100 / B2400 / F1900	00580.54523
B 2150	00580.57029
B1410/B1610/B1710/B2110/B2410/B2710	00580.54523
B 4200 / B 5100	00580.53520
L3600 / B 8200	00580.57024
B 6100 / B 6200 / B 7100 / B 7200 / B1700	00580.54523
CW 1336	00580.53030
BX 2200	00580.90509
F 2000 / F 2400 / FZ 2400 / F 2560 / F 3060	00580.56069
F3560 / AM 3300	00580.56069
G 2 / G 3	00580.53520
G 1700 / G 1900 / G18 / TG 1860	00580.54523
L 175 / L 185 / L 245 / L 275	00580.57024
L 345	00580.58821
L 2250 / L 2550 / L 2850 / L 3250 / L 3300	00580.57024
L2500 / L2900 / L3000	00580.57024
L 3600	00580.59044
L 3750 / L 4150	00580.60527
L 4200	00580.59044
L 5450	00580.58821
S 90 V / S 140	00580.52012
ST 30 / ST 30 Alpha / ST 35 Alpha	00580.57029
T 1400 / T 1560	00580.53031
T 1600	00580.53522
T 1700* / T 1760 / T 1670 / T 1870	00580.53031
T1560	00580.52414
M 9000 / M 5700	00580.60033

CLE DE CONTACT

MODELE	REFERENCE	MODELE	REFERENCE
AM 3300 - B1550 B 1750 - B 2150 BX 2200 - F 1900 F 2560 - F 3060 F 3560 - G 18 G 18-HD - ST 30 ST 30/35-ALPHA T 1600 - TG 1860	37410.55150	L 3830 - L 4630 L 5030	T0270.81820
B 1410 - B 1610	15248.63700	S 90-V - S 140-H	K1001.56210
B 1700 - B 1710 B 2100 - B 2110 B 2400 - B 2410 B 2710	6C040.55430	T 1400 - T 1700	63413.55760
B 4200 - B 5100 B 6100 - B 6200 B 7100 - B 7200 B 8200 F 2000 ~10023	66711.55140	T 1560 - T 1760	K1122.62130
F 2000 10024~ F 2400-II FZ 2400	55364.41180	W 5019 - W 5021	54821.41220
G 1700 - G 1900 G 2 - G 3 - L 2250 L 2550 - L 2850 L 3300 - L 3600 L 4150 -L 4200 L 5450 - L 3430 M 5400-DTN-EU	35260.31850	M 5700 - M 8200 M 9000 ME 5700-DTN ME 8200-DTNQ	18510.63720
L 175 - L185 L 245 - L 345	37150.31810	ME 5700 DTHQ ME 9000-DTHQ	36919.75190



Emission : 01  
Date : 11 juin 2004

DIVERS  
Section : C

**CLE DE CABINE**

MODELE	REFERENCE	MODELE	REFERENCE
B 1700 - B 1710 B 2100 - B 2110 B 2400 - B 2410 B 2710 - ST 30 F 2400-II L 2550 GST L 2850-GST	00697.81120	M 5700-DTQ M 9000-DTQ ME 5700-DTN ME 5700-DTHQ ME 8200-DTNQ ME 9000-DTHQ	36919.75190
L 3750 - L 4150 L 5450	00697.81019	ST 30/35-ALPHA	00697.81183
L 3300 - L 3600-HST L 4200-HST - L 3830 L 4630 - L 5030	T0270.81820		



PEINTURE

UTILISATION	DESIGNATION	VOLUME	REFERENCE
<b>MOTOCULTEURS</b>	BOMBE BEIGE TF40 / TF45 SEULEMENT	200ml	00400.00040
	BOMBE BEIGE Motoc. 50 + Tondeuse	200ml	00400.00280
	BOMBE ROUGE Série "20"	200ml	00400.00270
	BOMBE ROUGE N°1	200ml	00400.00140
	POT ROUGE N°1	1 KG	00400.00250
	BOMBE BLANC	200ml	00400.00320
	POT BLANC	1 KG	00400.00155
	BOMBE BEIGE SERIE TF II	200ml	00400.00060
<b>TONDEUSES</b>	BOMBE BEIGE Motoc. 50 + Tondeuse	200ml	00400.00280
	POT ROUGE N°1	1 KG	00400.00250
	BOMBE BLEU KUBOTA COTTAGE	200ml	00400.00350
	POT BLEU KUBOTA COTTAGE	1KG	00400.00360
	BOMBE ROUGE N°1	200ml	00400.00140
<b>TRACTEURS AUTOPORTEES</b>	BOMBE BLEU	200ml	00400.00070
	POT BLEU	1 KG	00400.00130
	BOMBE ORANGE	200ml	00400.00090
	POT ORANGE	1 KG	00400.00125
	BOMBE ROUGE N°1	200ml	00400.00140
	POT ROUGE N°1	1 KG	00400.00250
	BOMBE BLEU MOTEUR	200ml	00400.00260
	BOMBE GRISE FONCE	200ml	00400.00190
	POT GRIS FONCE	1KG	00400.00330

**BOULONNERIE**

REFERENCE DU BLISTER	Ø x LONGUEUR	VIS	ECROU	RONDELLE PLATE	RONDELLE GROWER
07916.25580	6 X 8	10	10	10	10
07916.25590	6 X 10	10	10	10	10
07916.25600	6 X 12	10	10	10	10
07916.25610	6 X 14	10	10	10	10
07916.25620	6 X 16	10	10	10	10
07916.25630	6 X 18	10	10	10	10
07916.25640	6 X 20	10	10	10	10
07916.25650	6 X 25	10	10	10	10
07916.25660	6 X 28	10	10	10	10
07916.25670	6 X 30	10	10	10	10
07916.25680	6 X 35	10	10	10	10
07916.25690	6 X 40	10	10	10	10
07916.25700	6 X 45	10	10	10	10
07916.25710	8 X 12	10	10	10	10
07916.25720	8 X 14	10	10	10	10
07916.25730	8 X 16	10	10	10	10
07916.25740	8 X 18	10	10	10	10
07916.25750	8 X 20	10	10	10	10
07916.25760	8 X 22	10	10	10	10
07916.25770	8 X 25	10	10	10	10
07916.25780	8 X 28	10	10	10	10
07916.25790	8 X 30	10	10	10	10
07916.25800	8 X 35	10	10	10	10
07916.25810	8 X 40	10	10	10	10
07916.25820	8 X 45	10	10	10	10
07916.25830	10 X 14	5	5	5	5
07916.25840	10 X 16	5	5	5	5
07916.25850	10 X 18	5	5	5	5
07916.25860	10 X 20	5	5	5	5
07916.25870	10 X 22	5	5	5	5
07916.25880	10 X 25	5	5	5	5
07916.25890	10 X 28	5	5	5	5
07916.25940	10 X 30	5	5	5	5
07916.25950	10 X 35	5	5	5	5
07916.25960	10 X 40	5	5	5	5
07916.25970	10 X 45	5	5	5	5
00450.00420	JEU DES 36 BLISTERS				
07916.25493	PRESENTOIR VISSERIE				

**CORRESPONDANCE RAMASSEUR**

<b>MODELE DE RAMASSEUR</b>	<b>MODELE DE TRACTEUR</b>
Bac Tole	F2000-II / F2400
GC44-TE	T1600
GCA33-HJ	AM 3300
GCD100	S90V
GCD150	S140
GCD200	T1400
GCD260	T1560 / T1760
GCD270	T1670 / T1870
GCD280	T1600
GCD360	TG1860
GCD370	B1410 / B1610
GCD400-F	F1900
GCD400-F-II	F1900
GCD420-N-II	G1700 / G1900
GCD450-H	BX2200
GCD460	G2160
GCD550	F2000 / F2400 / FZ2400
GCD600-T	B1700 / B1710 / B2100 / B2110 / B2400 / B2410
GCD600-BX	BX2200
GCD660-F	F2560 / F3060 / F3560
GCD700	Série B & L / ST30 / ST30 & ST35 Alpha
GCD750-H	Série B & L / ST30 / ST30 & ST35 Alpha
T3014-E	T1400