

MASSEY-FERGUSON

LAWN AND GARDEN TRACTORS



MF 10 AND MF 12 . . . HANDIEST HELPERS AROUND





You can shoot 36-inch snow swath to 20 feet or more with this MF 620 Snow Thrower. Handy control crank rotates 270° to throw snow 135° to right or left, as you like.

Blower or blade... you'll clear snow fast with an MF 10 or MF 12

This is where the Massey-Ferguson tractors earn their reputation as back-savers. In fact, if you live in the snow belt, you'll really enjoy harnessing the power of an MF 10 or MF 12 in a fresh cover of snow. But fun or work and whether you use the MF 620 Thrower shown at the left or the MF 630 Blade at the right, there's one thing sure. You'll appreciate the Hydra Speed drive of the MF 12 or the Variable Speed Drive of the MF 10. They provide instant control to match your travel speed to varying snow depths and light or heavy loads.

One more thing, the 12-volt ignition and engine's automatic compression release make cold weather starts easy with Massey-Ferguson.



Suburban cab that equips you to handle snow removal jobs in comfort is available for both tractors. Cab is made of heavy-duty vinyl reinforced with tubular steel frames. Big plastic windows stay frost and snow free.



MF 10 dozer does good work in snow or dirt. Front and rear tractor attaching points mean more traction. Lift lever lets you raise and lower blade, angle control lever lets you angle blade right and left . . . all from the tractor seat.



You'll make fast and easy work of mowing big lawn areas with this 3-gang reel mower. You'll be set to cut a 60-inch swath with professional precision and neatness . . . at speeds from 3 to 6 mph. Transport frame and wheels available.



This 30-inch lawn sweeper teams up with an MF 10 or MF 12 to clean up leaves and clippings quickly. Rotary broom and power vacuum attachments also are available.



There are dozens of hauling jobs you can handle with this MF 641 dump cart behind an MF 10 or MF 12. It has all-steel box and frame. Rated capacity: 10.2 cu. ft., optional high sides equip cart for bulky loads and use with a power vacuum attachment.

Handiest helpers you can hire

Your Massey-Ferguson dealer can help you equip your new MF 10 or MF 12 tractor to do almost any around-the-yard job you name. To see what we mean, take a look at the MF equipment and matched attachments on these pages. Think of the time you can save . . . and of the fun you can have doing it! In many cases you'll find that you have a choice of models and sizes to match your needs.



Work heavy cover into the ground. Prepare good seed beds in one pass. You can do both with this new MF 650 rotary tiller. Basic tiller is 22 inches wide . . . 16-inch extension is optional.



Control weeds and insects the easy way! Power sprayer has 2 hp engine with recoil starter. Tank holds 12½ gallons.



Lawn aerator breaks up thatch for the stimulation good grass needs. Cast steel tubes make 8 x 8-inch hole pattern in 2-foot swath. Tank can be filled with water.



Lawn roller helps you firm new seed beds, also smooth existing lawns. Holds 550 lbs. water, rolls a smooth 32-inch width. Scraper blade provides self-cleaning action to keep rolling surface clear for best work. Easy draw bar attachment puts you on the job in a hurry.



Big 42-inch cutting width teams with speed of MF 10 and MF 12 tractors to mow big-acre areas in record time. Rollers guard against scalping.



Trailing rake smooths and levels uneven and rough areas. Choice of 4 and 6-foot widths. Hinge-mounted grader blade is optional.



Hay may not be on your regular hauling schedule. But when it is, the MF 641 dump cart helps you do it the easy way!

Fits in for fun too...!

Many people find a lot of pleasure in handling work assignments with an MF 10 or MF 12. But for real pleasure just check these pages. See how useful Massey-Ferguson tractors are for recreation.

The versatility of a Massey-Ferguson Lawn and Garden Tractor makes it easy for you to move from an all-work job to one that combines work and pleasure . . . and even to pure fun. Treat yourself to the fun of a trial run on a new MF tractor.



Transporter converts either MF tractor to a high powered golf cart. Fiberglass body mounts on either tractor to provide roomy seat for two. Speeds to 9 mph help you cover long holes fast.



Utility trailer has 46-inch x 111-inch steel platform that tilts to form easy loading ramp. Carrying capacity is 1,000 pounds. Crank winch is optional. Trailer also can be towed by vehicles normally used on highways. You will find many uses for this trailer.



Heavy-duty reel mowers in gang of three to five equip you to mow four to five acres an hour. You can set cutting heights from $\frac{3}{4}$ to $2\frac{1}{2}$ inches for the best turf maintenance.



Rotary broom cuts time and cost of sweeping walks, drives, service and parking areas. Airports, too. Long-wearing plastic 48 x 26-inch broom also does good work in light snow. Can be used to remove thatch also.



Close-up cutting ability of the rugged MF 610 rotary mower keeps hand trimming to a minimum. Three 15-inch overlapping blades cut heavy growth with ease. Blades remove quickly for sharpening.

MF Tractors are workhorses on commercial jobs

Grounds around suburban office buildings, factories, warehouses, schools, motels, hotels, restaurants, clubs, parks, golf courses, cemeteries, kennels, airports, vineyards, nurseries, greenhouses, service stations, shopping centers, stores, ramps and parking lots . . . to name a few, are places that you are apt to see MF 10 and MF 12 tractors hard at work. With one thing certain, too. They'll be earning their keep as versatile workhorses. In fact your dealer will show you how a new MF 10 or MF 12 can quickly pay for itself in the labor expenses it can save.



Landscaping roller blade equips you to seed, scarify, aerate, level, break clods and fertilize. It makes an MF 10 or MF 12 a big time and labor saver on light landscaping jobs.



You can lift, load, doze and scrape with this handy hydraulic loader on your MF 10 or MF 12. Loader has 300-pound capacity, 45-inch clearance with bucket in dumped position.



Trip-saver. Time, too. And service improver. A new Massey-Ferguson tractor and dump cart can be all of this and more!



Front-end loader gives the tractors a whole new range of work you can do. Bucket position and lift are controlled hydraulically.



Flail mower puts the MF pto power to good use if you have heavy-duty mowing. Rugged chopping action shreds grass, mulches leaves. Mower is 36 inches wide.



Power sprayer with big 50-gallon tank has 2 hp engine and mechanical agitator. Piston pump has 3 gpm capacity, develops 350 pounds pressure. Tank and valves are corrosion resistant.



Row-crop cultivator makes hand weeding old hat. Adjusts for 6-inch to 42-inch rows. "Wedge-locks" speed assembly. Gauge wheels control depth. Unit requires MF lift hitch.



Disc-harrow is available with single or double row of discs, adjusts to 10°, 15° or 20° angles for widths 29 inches to 39 inches. MF lift hitch required.



Moldboard plow turns 10-inch furrow. Handy adjustment sets depth to 6 inches. Plow can be lowered and raised by convenient lift lever. Choice of 3 bottoms.



Planter-fertilizer does fast, accurate work in a wide variety of garden crops. Seeding and fertilizing rates can be set. Unit requires MF lift hitch.



Spike aerator has weight pan and reversible teeth for smooth or rough spiking. Covers 32-inch swath. Axle is roller-bearing mounted for easy pulling and less wear.



Seed and Fertilizer Spreader has instant flow control start and stop. Also cam-action agitator and calibrated dial. Choice of 30 and 36-inch widths.

Acres...gardens... any tough job... You name it!

When it comes to the heavy-duty assignments, the MF 10 and MF 12 tractors show their colors . . . in power . . . in strength . . . and in dependability. With one of these Massey-Ferguson machines, you have what it takes to wheel through when the going gets tough . . . and the power requirements are high. They team with Massey-Ferguson matched implements and attachments to help you do a job the way it should be done.

Their performance with the MF 650 rotary tiller is a good example. A pto drive shaft carries constant power to the tiller. The handy lift lever lets you raise and lower the unit . . . to dig down to 7 inches if you like. An adjustable shoe controls the depth. And with your MF Hydra Speed or Variable Speed Drive you have the speed and power to prepare the best in seedbeds!



MF cultivating tiller mounts in-close on tractor lift hitch. Lift lever lets you raise, lower unit on-the-go for fast turn-arounds at row ends.



With optional 16-inch extension, the MF 650 rotary cultivating tiller has a full 38-inch working width. Side and rear shields are standard.

NEW from Massey-Ferguson ...two Lawn and Garden TRACTORS



Happy day! And you can see why. The Rodger's new MF 12 was just delivered. And it's hard to tell who's the happiest . . . the children or their dad. Or Mrs. Rodger who was quick to see how she could combine sunning and lawn care. Incidentally, if you are wondering about the new MF 10 that young Craig is trying out on the trailer, it's headed for the Edwards who live three houses down the street. MF dealer John Miller makes every trip count!

Look at 'em! The big, brand new MF 12 . . . and the popular MF 10. Acclaimed the two handiest . . . and many have said the handsomest, lawn and garden tractors made. And you can understand why. They are made by Massey-Ferguson, the world's largest manufacturer of tractors.

We invite you to take a close look at both MF tractors. Pick the one that looks best for your layout. Think of the work it'll do for you. Add the time it'll save. And the fun you can have!

You will find high Massey-Ferguson kind of quality and performance associated with these products.



Air compressor for MF tractors makes fast work of painting. You also appreciate it when you need air in a big tractor or implement tire.



Rotary mower has the ruggedness you want. And it takes a 42-inch cut to make every trip count. Low angle discharge chute extends beyond deck for added safety.



Hydraulic front loader for the tractors takes the back-work out of cleaning and loading manure and materials in close quarters. You can get in and out with an MF 10 or MF 12. Choice of three buckets.



Top chore team! MF 641 dump cart hitched to an MF 10 or MF 12 helps young farmers do things the easy way. They can have some fun doing it, too! Cart has pneumatic tires and all-steel body with removable end gate. Side extensions are available.


Handiest hand yet for your farmstead

Watch the work get done when you put an MF 10 or MF 12 tractor on a job. They are big enough to move up and handle light power requiring work that will free a big tractor. They also are versatile enough to step in to make easy work of chores that you've been doing the hard way.

If it's portable power you need, you can take your MF 10 or MF 12 to the site. For full power, all you have to do is hitch your load to the draw bar and move on. Team one of these popular Massey-Ferguson tractors with their line of matched equipment and accessories and you'll see that an MF 10 or MF 12 is the handiest yet for your farmstead.



Sickle bar mower on MF 10 or MF 12 gives you a compact unit that lets you mow areas too small for big rigs. Cutter bar also locks at near vertical angle for trimming sides of hedges. Cutter bar cuts full 4-foot swath.



Pto power unit for MF 10 or MF 12 converts tractors for auxiliary power to do a long list of farmstead chores. Elevators, milking machines and pumps are good examples of the pto jobs these tractors can do. How many more can you think of?



Lighting kit for MF 10 and MF 12 tractors includes two headlamps and taillamp, switch and all attaching parts. Headlights are rubber-mounted for protection.



Compact Digger for easy maneuvering in tight places. Digs 30-inches deep with 4, 6, 9, 10, 12 or 14-inch auger. Great for fences, landscapers, nurserymen . . . also parks and cemeteries. Pto driven . . . controlled from tractor seat.



Powr-Caster does top-notch job of spreading everything from salt on icy drives and walks to seed and fertilizer. Spreads pattern to 30 feet wide. Agitator is powered by 12-volt electric motor. Fiberglass hopper holds approximately 100 pounds of fertilizer.



Tool bar on MF tractor handles light grading, finishing, scarifying and backfilling. You'll also find it right for seed bed preparation and cultivating, with optional sweeps.

Front mounted carrier frame for tractors has 200 pound capacity. In "up" position, the carrier also doubles as a grille guard for tractor. Blitz Fogger generates clouds of dry fog for insect control. Fuel indicator gauge shows application rate. Tank holds 1/2 gallon.

Vacuum attachment for MF 10 and MF 12 powers sweeper for clippings, leaves on lawns, also in work areas and service or parking lots.

Choose your accessories to outfit your MF tractors as you like

Your Massey-Ferguson dealer will show a big choice of accessories that is available for MF 10 and MF 12 lawn and garden tractors. Most of these are shown here.



Tire chains will equip you to make better use of your MF tractor's power in snow and other work where extra traction is needed.



Chrome wheel covers can add a custom touch to your tractor. They snap in position to dress up your tractor in fine fashion.




You have choice of three tire styles for MF tractors. Special flotation (left) are available for both front and rear. Deep tread lugs (center) equip you for soft dirt and snow. Suburban tread is at right.



Wheel weights are available for both MF tractors. They bolt on to rear wheels, provide added traction for hard pulling loads.



Cigarette lighter that operates off 12-volt electrical system is a good example of the luxury you can enjoy on a new MF Tractor.



Lift draw bar hitch lifts rear-mounted implements. Hitch is easy to mount on MF 10 and MF 12 frames.



Storage area under seat of MF 10 and MF 12 tractors provides space for carrying tools. Seat is hinged for easy accessibility.



Hinged hood makes it easy to get at engine. With average use you need to grease only three points, twice-a-year!

Now that you have had a quick catalog look at the MF 10 and MF 12 Lawn and Garden Tractors, we'd like to suggest that you see your Massey-Ferguson dealer. He'll help you choose the MF tractor right for you. Easy terms available.

Massey-Ferguson reserves the right to change design and specifications of its products without notice or obligation.



Massey-Ferguson Inc.
Des Moines, Iowa

SPECIFICATIONS

	MF 10	MF 12
Engine	Tecumseh 10 hp 4-cycle, air cooled.	Tecumseh 12 hp 4-cycle, air cooled.
Capacities	Fuel 7 qts. Crankcase 2½ pts. Trans-axle case 4 pts.	Fuel 10 qts. Crankcase 2½ pts. Trans-axle case 4 pts.
Dimensions	Wheelbase 44 in. Length 67 in. Height top steering wheel 41¼ in. Width 35½ in. Ground clearance 7 in. Tires: Standard: Suburban tread - Front 4.80 x 8:00. Rear 6:00 x 12:00. Optional: Traction lug tread - Front 4.80 x 8:00. Rear 6:00 x 12:00. Flotation tread - Front 6:50 x 8:00. Rear 8:50 x 12:00.	
Standard Equipment	12 volt electrical starting; implement lift lever; padded adjustable seat; enclosed cam and pin steering gear; front bumper; reversible rear wheels; parking brake.	
Accessories for MF 10 & MF 12	Lighting kit; lift draw bar hitch; tire chains; cigarette lighter; chrome wheel covers.	

Hatfield Farm Equip.

Elm St.

Hatfield Mass.

Tel. CH7-5515

CH7-2341 (Res.)

1-413-



MF 10 Here's the veteran of the team of MF lawn and garden tractors. It has a variable-speed drive and dependable 10 hp Tecumseh air cooled engine.

NEW

MF 12 While it's the new member of the MF pair, it's making a lot of friends fast. Hydra Speed transmission drive and more powerful Tecumseh 12 hp air cooled engine are standard.



Try the new MF Hydra Speed. Take hold of the handiest handle yet for non-stop, clutchless speed control.

STOP, START...GO FORWARD, BACK UP... SPEED UP, SLOW DOWN THERE'S NO CLUTCHING, NO SHIFTING with the new Hydra Speed MF 12



One control lever gives you full command of this mighty MF 12 — the new Massey-Ferguson tractor with Hydra Speed drive. All gear shifting is eliminated. All clutching is eliminated. In fact there is no gear shift . . . no clutch. You can stop . . . start . . . back up . . . go forward . . . at will! That's not all. With MF Hydra Speed, you can speed up . . . slow down . . . speed up as you please. It gives you an infinite number of speeds . . . forward from 0 to 9 mph . . . reverse from 0 to 5 mph! You can inch around obstructions, then wheel away at full speed. Do it without changing engine speed, too! And you know how important this is when you're mowing or blowing snow . . . or on another job that requires constant power. You've got it with the MF 12 powered by a Tecumseh 12 hp engine. And Hydra Speed lets you use it. — That's not all. You'll have fun doing it!



Instant speed control! You have it with the MF 12 Hydra Speed. You can speed up or slow down without changing throttle setting or engine speed.



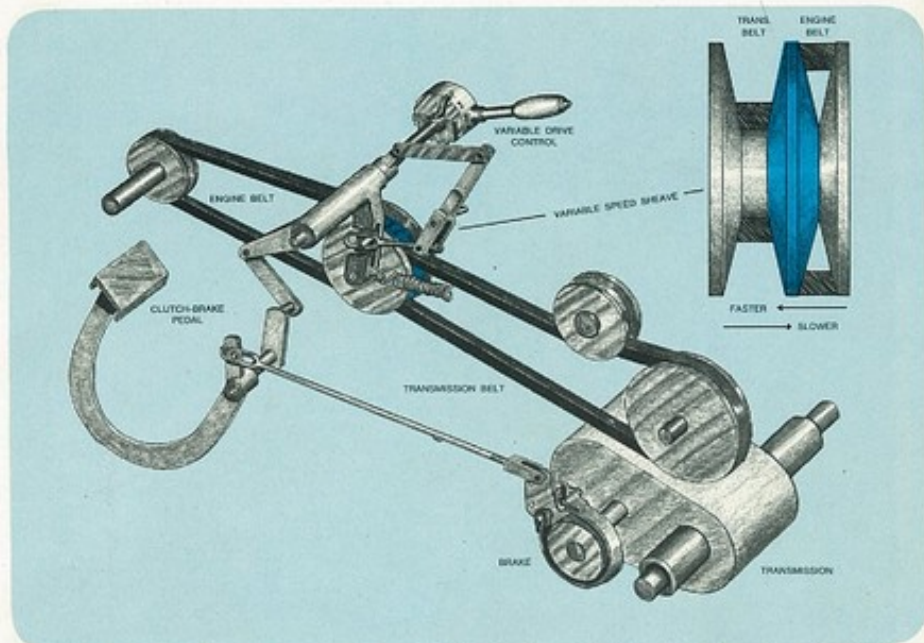
Back for reverse. Center for neutral. Ahead for forward. MF Hydra Speed control does the rest! Gives you an infinite choice of speed settings.

You'll make play of your lawn work with an MF 10


Step up to the popular 10 hp MF 10 and see! Discover how it gives you the best of both worlds. Sporty stick-shift for that young-generation feeling . . . and the next best thing to automatic transmission, Variable Speed Drive. It lets you select five different speeds in each gear without touching clutch or throttle. Moving the selector lever forward increases speed, easing it back reduces speed. And placed in the park position, it disengages the clutch and applies the brake. What's more, you can count on this easy-to-operate Massey-Ferguson drive for long, trouble-free service.



Variable speed control on MF 10 offers you choice of five speeds in each gear. Four forward gears give you range of from .5 mph to 9 mph. . . a 62% speed variance in each gear.



Simplicity of the MF 10 Variable Speed Drive is illustrated by this drawing. Inset shows how the ratio of the V-belt pulley is increased or decreased as the center flange moves, resulting from movement of the variable speed lever.



Stick-shift takes you through four forward . . . neutral and reverse on the MF 10. Fun!




Big yards look small to the mighty MF 10. You can mow up to an acre per hour with this 42-inch rotary mower on the job.



Lot of leaves? You'll make easy work of mulching heavy coverage with a rotary mower on your MF 10 or MF 12. No attachments needed.



Here's comfort you can see . . . and feel. Big padded, fully adjustable seat is standard on MF 12. Climb aboard a Massey-Ferguson tractor and see for yourself.



Controls and engine instruments are grouped with your convenience in mind on both Massey-Ferguson tractors.



Ease of mounting and dismounting mowers is another good example of convenience built into the MF 10 and MF 12.

Comfort... convenience... control... are yours

And you'll come to enjoy all three with a new Massey-Ferguson. You will find the MF 10 and MF 12 tractors deserve first honors in operating comfort and convenience . . . and pleasure. Both tractors put easy performance at your command . . . to make work quick and easy. Fun, too!



Stopping action of MF brakes make you master of an MF 10 or MF 12. Parking brake also is standard on both tractors. Take a trial drive for yourself soon.



Let 'em play! You can pocket the ignition key. And for added safety, the traction belt is declutched when the parking brake is engaged. Drive shields and fenders are standard on MF tractors for added protection.



MF easy-turning front wheels take you through tight turns at a touch of the 15-inch, deep-dish steering wheel. Leverage of enclosed cam and pin steering linkage, which few tractors have, keeps muscle requirements low.