
























Kawasaki

— ENGINES —

Service Data Sheet

FC180V

Power	Displacement	Compression	Fuel capacity	Oil capacity	Valve Clearance Intake	Valve Clearance Exhaust	Plug type	Plug gap	Ignition coil air gap	Oil filter
										
(Hp)	(cc)	(-)	(l)	(l)	(mm) cold	(mm) cold	NGK (code)	(mm)	(mm)	(code)
6.0 *	182	8.5:1	2.4	0.65	0.12	0.12	BP5ES	0.7 - 0.8	0.3	-
Air filter (european std/most common) Check Actual version in EPC		Compression	Ring end gap	Cylinder bore	Cylinder head	Con rod	Flywheel	Crankcase cover	Intake manifold	Oil drain plug
										
(code) pre filter	(code) main filter	min (kPa)	max (mm)	max (mm)	(Nm)	(Nm)	(Nm)	(Nm)	(Nm)	(Nm)
11013-2152	11029-2181	441	1	68.06	23	12	45	23	7	23
Spark plug	Valve clearance lock nut	General					Cooling max test pressure (kPa)	Workshop Manual P/No.	Fuel	Oil Type
		M4	M5	M6	M8	M10				
(Nm)	(Nm)	(Nm)	(Nm)	(Nm)	(Nm)	(Nm)				
-	7	-	3.5	6	15	-	-	99924-2034-01	Unleaded	API service classification: SF, SE, SD, or equivalent SAE 40, SAE 30, SAE 10W-30/SAE 10W-40, or SAE 5W-20

DISCLAIMER!

This chart is for reference only and based on standard models. For models other than standard check Service Manual and service information. Specifications subject to change without notification. Always refer to engine Service Manual and Parts Catalogue for complete guidance.

* The power rating of the engines indicated on this chart is the gross hp rating tested on a production engine and measured in accordance with SAE J1940.