

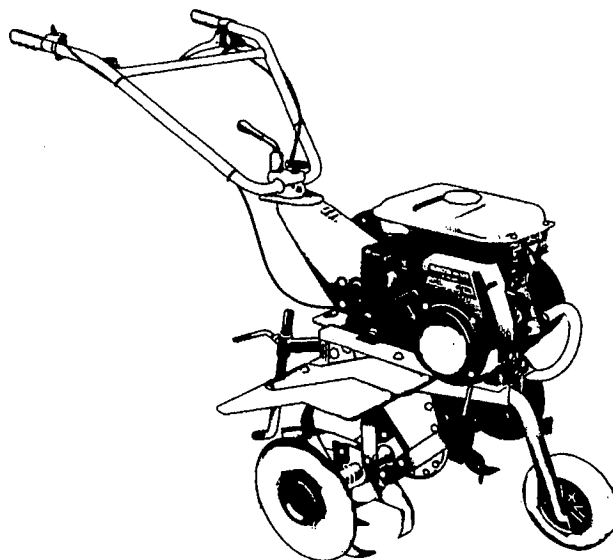
**ILLUSTRATED PARTS LIST  
LISTE DES PIÉCES**

**Kubota**

**MODEL  
MODELE**

**T450/850**

**POWER TILLER  
MOTOCULTEUR**



EUROPE

**Kubota**

97898-40340

## NOTE

## Utilisation de ce livre

1. A la commande d'une pièce, chercher le No. de code et le nom de la pièce.
2. Pour les réparations, employez les illustrations.
3. Cette liste de pièce détachées risque d'être modifiée sans avertissement préalable.

## Instructions

1. Les pièces désignées "Commander sous REF" dans la colonne "DESCRIPTION" sont des pièces faisant partie d'un groupe ou sous-groupe. Elles ne peuvent pas être obtenues séparément.
2. Les numéros encadrés figurant dans la colonne "REMARQUES" indiquent les numéros de référence (REF. No.) des pièces qui forment le groupe concerné.
3. Les numéros encadrés figurant dans la colonne "REF. No." indiquent que les pièces ont été modifiées et redessinées.
4. Les numéros entre parenthèses dans la colonne "CODE No." signifient que les pièces sont interchangeables.
5. Les pièces non interchangeables à cause d'une modification de construction sont identifiées de la façon suivante:
  - 1) Lorsque des numéros figurent dans la colonne "NUMERO DE SERIE", le numéro de code (CODE No.) ne concerne que des moteurs et motoculteurs portant un numéro de série cité.
  - 2) La signification des symboles du côté gauche de la colonne des "REMARQUES" est la suivante:
    - A: La pièce est nouvellement introduite, ou le numéro de code (CODE No.) est complètement changé.
    - B: Changement de la forme.
    - C: Autres modifications.
  - 3) Dans la colonne du côté droit de l'illustration, il y a une brève description de la modification de la pièce.
6. Si une pièce est modifiée, son numéro de code (CODE No.) sera changé. De nouvelles pages de cette liste de pièces, comportant les nouveaux numéros de code (CODE No.) seront éditées. De ce fait, il y a lieu de les insérer.

7. Cette liste des pièces détachées englobe les laboureuses des modèles suivants. Ces laboureuses sont montées avec un moteur du modèle décrit dans la colonne de droite. Dans les listes, les laboureuses et leurs moteurs sont identifiées par les noms notés dans le tableau cidessous.

No.	Laboureuse			Moteur	
	Nom du modèle	Code du modèle	Nom dans la Liste	Nom du modèle et Nom dans la Liste	Code du model
1	T450-France	61341-00100	T450-FR	GS160-TS	13934-00000
2	T550-France	61351-10100	T550-FR	GS160-TS	13934-00000
3	T650-France	61361-10100	T650-FR	GS200-TS	13954-00000
4	T750-France	62581-10100	T750-FR	GS200-TS	13954-00000
5	T850-France	62331-00100	T850-FR	GS280-TS	13382-00000
6	T450-Allemagne	61344-00100	T450-WG	GS160-TS2	13939-00000
7	T550-Allemagne	61354-00100	T550-WG	GS160-TS2	13939-00000
8	T650-Allemagne	61364-00100	T650-WG	GS200-TS2	13959-00000
9	T750-Allemagne	62583-00100	T750-WG	GS200-TS2	13959-00000
10	T850-Allemagne	62332-00100	T850-WG	GS280-TS2	13389-00000
11	T450-Espagne	61348-00100	T450-SP	GS160-TS-3	12336-00000
12	T550-Espagne	61358-10100	T550-SP	GS160-TS-3	12336-00000
13	T450-Augleterre	61346-00100	T450-UK	GS160-TS	13934-00000
14	T450-Suisse	61343-00100	T450-SW	GS160-TS	13934-00000
15	T450-D-France	61451-00100	T450-D-FR	GS160-TS	13934-00000
16	T550-D-France	61461-10100	T550-D-FR	GS160-TS	13934-00000
17	T650-D-France	61471-10100	T650-D-FR	GS200-TS	13954-00000
18	T750-D-France	62681-10100	T750-D-FR	GS200-TS	13954-00000
19	T850-D-France	62691-10100	T850-D-FR	GS280-TS	13382-00000
20	T450-D-Allemagne	61456-00100	T450-D-WG	GS160-TS2	13939-00000
21	T550-D-Allemagne	61466-10100	T550-D-WG	GS160-TS2	13939-00000
22	T650-D-Allemagne	61476-10100	T650-D-WG	GS200-TS2	13959-00000
23	T750-D-Allemagne	62686-10100	T750-D-WG	GS200-TS2	13959-00000
24	T850-D-Allemagne	62696-10100	T850-D-WG	GS280-TS2	13389-00000
25	T450-D-Hong Kong	61454-10100	T450-D-HO	GS160-TS	13934-00000
26	T550-D-Hong Kong	61464-10100	T550-D-HO	GS160-TS	13934-00000
27	T650-D-Hong Kong	61474-10100	T650-D-HO	GS200-TS	13954-00000
28	T750-D-Hong Kong	62684-10100	T750-D-HO	GS200-TS	13954-00000
29	T450-D-Espagne	61452-00100	T450-D-SP	GS160-TS-3	12336-00000
30	T550-D-Espagne	61462-10100	T550-D-SP	GS160-TS-3	12336-00000
31	T450-D-Malaisie	61457-10100	T450-D-MA	GS160-TS	13934-00000
32	T650-D-Malaisie	61477-10100	T650-D-MA	GS200-TS	13954-00000
33	T450-D-Augleterre	61458-00100	T450-D-UK	GS160-TS	13934-00000
34	T450-D-Suisse	61455-00100	T450-D-SW	GS160-TS	13934-00000
35	T450-D-Finlande	61453-00100	T450-D-FI	GS160-TS-Finlande{FI}	12335-00000

8. Lors de la commande de n'importe quelle pièce appartenant au groupe ou à l'unité "CARTER DE TRANSMISSION", se référer à "Précautions lors de la commande des pièces à cause des Modifications du Modèle".

1) CARTER DE TRANSMISSION.. L. No. E01 (T450-FR., T550-FR., T650-FR.)  
L. No. E13 (T750-FR., T850-FR.)

9. Les symboles et abréviations suivants sont utilisés dans cette liste de pièces.

Symbole	Description	Symbole	Description
FR	France	MA	Malaisie
WG	Allemagne	FI	Finlande
SP	Espagne	FIG.	Figure
UK	Angleterre	ASSY	Ensemble
SW	Suisse	COMP	Complet
HO	Hong Kong		

10. Explication des numéros de moteur

- 1) Les numéros de production de série ne concernent que les moteurs refroidis par air.
- 2) Les numéros de production des moteurs refroidis par air sont comme indiqués ci-dessous.

Le premier moteur : No. 100001 ~

Le dernier moteur : No. ~999999

décembre 1983~

Le moteur suivant: No. Ⓐ100001 ~

Le dernier moteur : No. ~Ⓐ999999

Comme indiqué ci-dessus, le No. 999999 est le dernier numéro de moteur. Lorsque le numéro dépasse le chiffre 999999, le numéro suivant est alors 100001, précédé de la lettre Ⓐ, afin d'éviter une répétition des numéros de moteur. Lors de la lecture du numéro de votre moteur, vérifiez bien si ce symbole alphabétique est présent ou non.

## NOTICE

1. When ordering spare parts, consult this parts list to confirm the code number and description of the part.
2. When performing engine repairs, refer to the illustrations in this parts list.
3. This parts list is subject to change without prior notice.

## INSTRUCTIONS

1. Parts designated "ORDER BY REF. No." in the "DESCRIPTION" column are not available separately. They are included in the respective complete or partial assembly (ASSY).
2. Circled numbers in the "REMARKS" column indicate the reference numbers (REF. No.) which are included in the assembly (ASSY).
3. Circled numbers in the "REF. No." column indicate parts which have been newly redesigned or modified.
4. Numbers between parenthesis "( )" in the "CODE No." column indicate that the part is interchangeable.
5. Parts which are not interchangeable because of design modification are indicated in the following manner.
  - 1) The "SERIAL NUMBER" column shows engine and power tiller serial numbers with the applicable code numbers.
  - 2) The symbols on the left end in the "REMARKS" column are as follows.
    - A: Newly adopted parts or parts whose code number has been completely changed.
    - B: Changes in shape.
    - C: Other changes.
  - 3) The column on the right of the illustration gives brief explanation of modifications.
6. Parts which have been modified will be identified by a new "CODE No." . Correspondingly revised parts list will be issued.

7. This Parts List covers the tillers of the following models. Those tillers are mounted with an engine of the model described in the right column. In the lists, the tillers and their engines are identified by the names described in the table below.

No.	Power Tiller			Engine	
	Model Name	Model Code	Name in the List	Model Name and Name in the List	Model Code
1	T450-France	61341-00100	T450-FR	GS160-TS	13934-00000
2	T550-France	61351-10100	T550-FR	GS160-TS	13934-00000
3	T650-France	61361-10100	T650-FR	GS200-TS	13954-00000
4	T750-France	62581-10100	T750-FR	GS200-TS	13954-00000
5	T850-France	62331-00100	T850-FR	GS280-TS	13382-00000
6	T450-West Germany	61344-00100	T450-WG	GS160-TS2	13939-00000
7	T550-West Germany	61354-00100	T550-WG	GS160-TS2	13939-00000
8	T650-West Germany	61364-00100	T650-WG	GS200-TS2	13959-00000
9	T750-West Germany	62583-00100	T750-WG	GS200-TS2	13959-00000
10	T850-West Germany	62332-00100	T850-WG	GS280-TS2	13389-00000
11	T450-Spain	61348-00100	T450-SP	GS160-TS-3	12336-00000
12	T550-Spain	61358-10100	T550-SP	GS160-TS-3	12336-00000
13	T450-United Kingdom	61346-00100	T450-UK	GS160-TS	13934-00000
14	T450-Switzerland	61343-00100	T450-SW	GS160-TS	13934-00000
15	T450-D-France	61451-00100	T450-D-FR	GS160-TS	13934-00000
16	T550-D-France	61461-10100	T550-D-FR	GS160-TS	13934-00000
17	T650-D-France	61471-10100	T650-D-FR	GS200-TS	13954-00000
18	T750-D-France	62681-10100	T750-D-FR	GS200-TS	13954-00000
19	T850-D-France	62691-10100	T850-D-FR	GS280-TS	13382-00000
20	T450-D-West Germany	61456-00100	T450-D-WG	GS160-TS2	13939-00000
21	T550-D-West Germany	61466-10100	T550-D-WG	GS160-TS2	13939-00000
22	T650-D-West Germany	61476-10100	T650-D-WG	GS200-TS2	13959-00000
23	T750-D-West Germany	62686-10100	T750-D-WG	GS200-TS2	13959-00000
24	T850-D-West Germany	62696-10100	T850-D-WG	GS280-TS2	13389-00000
25	T450-D-Hong Kong	61454-10100	T450-D-HK	GS160-TS	13934-00000
26	T550-D-Hong Kong	61464-10100	T550-D-HO	GS160-TS	13934-00000
27	T650-D-Hong Kong	61474-10100	650-D-HO	GS200-TS	13954-00000
28	T750-D-Hong Kong	62684-10100	T750-D-HO	GS200-TS	13954-00000
29	T450-D-Spain	61452-00100	T450-D-SP	GS160-TS-3	12336-00000
30	T550-D-Spain	61462-10100	T550-D-SP	GS160-TS-3	12336-00000
31	T450-D-Malaysia	61457-10100	T450-D-MA	GS160-TS	13934-00000
32	T650-D-Malaysia	61477-10100	T650-D-MA	GS200-TS	13954-00000
33	T450-D-United Kingdom	61458-00100	T450-D-UK	GS160-TS	13934-00000
34	T450-D-Switzerland	61455-00100	T450-D-SW	GS160-TS	13934-00000
35	T450-D-Finland	61453-00100	T450-D-FI	GS160-TS-Finland(FI)	12335-00000

8. When ordering any parts that belong to the group or unit "TRANSMISSION CASE", refer to the "Precautions When Ordering Parts due to Design Modification".

1) TRANSMISSION CASE. . L. No. E01 (T450-FR., T550-FR., T650-FR.)

L. No. E13 (T750-FR., T850-FR.)

9. The symbols and abbreviations in the following lists are used in this parts list.

Symbol	Description	Symbol	Description
FR	France	MA	Malaysia
WG	West Germany	FI	Finland
SP	Spain	FIG.	Figure
UK	United Kingdom	ASSY	Assembly
SW	Switzerland	COMP	Complete
HO	Hong Kong		

10. Explanation of engine numbers

- 1) Serial production numbers apply only to air-cooled engines.
- 2) The production numbers for air-cooled engines are assigned as described below.

The first engine: No. 100001~

The last engine: No. ~999999

FROM DECEMBER 1983

The next engine: No. Ⓐ 100001~

The last engine: No. ~Ⓐ 999999

As described above, No. 999999 is assigned as the last engine number.

When the number exceeds no. ~999999, the next number is 100001. In this case, however, mark Ⓐ is assigned in front of each number to prevent repetition of engine numbers. Confirm this mark when identifying your engine.

## BELÄUTERUNG

1. In der "BEZEICHNUNG" Spalte unter "Order by Ref. No." , "Your Supply" , "Non Sale" , sind diejenigen Maschinenteile eingetragen, die örtlich erhältlich oder zum Aggregat zugehören und daher nicht vom Hersteller einzeln lieferbar sind.
2. Die eingekreisten Nummern in der Spalte "BEMERKUNGEN" geben die Bezugs Nr. der Bestandteile des Aggregats an.
3. Die jeweils geänderten Teile sind mit eingekreister Bezugs Nr. angegeben.

## BEACHTUNGEN

Bitte diese Stückliste gut aufbewahren sie dient folgender Zwecke:

1. Bei Bestellungen von Maschinenteilen versichern Sie sich bitte der jeweiligen Bezugs Nr. und Bezeichnung anhand dieses Heftes.
2. Bei Reparaturen bitte nehmen Sie Bezug auf die jeweiligen Illustrationen.
3. Änderungen in dieser Stückliste sind ohne weitere Notiz vorbehalten.
4. Neue Nummern in Klammern " ( ) " in der "Code Nr." Spalte zeigen an, daß das Teil austauschbar ist.
5. Teile, die infolge von Konstruktionsänderung nicht austauschbar sind, werden folgender Weise gekennzeichnet:
  - 1) Die Spalte "Serien Nr." gibt Motoren Herstell Nr. und dessen Kennzahl an.
  - 2) Die linke Seite der Spalte "BEMERKUNGEN" zeigt:
    - A: Neu eingeführte Teile oder Teile mit Geänderter Serien Nr. (Herstell Nr.)
    - B: Formänderung
    - C: Sonstige Änderungen
  - 3) In der rechten Spalte der jeweiligen Illustrationen ist eine Modifikation (Änderung) eines Maschinenteils kurz beschrieben.
6. Teile, die verändert worden sind, werden mit einer neuen "Code Nr." versehen. Entsprechend Überarbeitete Ersatzteillisten werden dann geliefert.



7. Diese Ersatzteilliste enthält die Bodenfräsen der folgenden Modelle. Diese Bodenfräsen sind mit einem Motor ausgestattet, der in der rechten Spalte beschrieben wird. In der Liste sind die Bodenfräsen und ihre Motoren mit den Namen aufgeführt, wie sie untenstehende Tabelle beschreibt.

Nr.	Bodenfräse			Motor	
	Name des Modells	Modell-Code	Bezeichnung in der Liste	Name des Modells und Bezeichnung in der Liste	Modelle-Code
1	T450-Frankreich	61341-00100	T450-FR	GS160-TS	13934-00000
2	T550-Frankreich	61351-10100	T550-FR	GS160-TS	13934-00000
3	T650-Frankreich	61361-10100	T650-FR	GS200-TS	13954-00000
4	T750-Frankreich	62581-10100	T750-FR	GS200-TS	13954-00000
5	T850-Frankreich	62331-00100	T850-FR	GS280-TS	13382-00000
6	T450-Westdeutschland	61344-00100	T450-WG	GS160-TS2	13939-00000
7	T550-Westdeutschland	61354-00100	T550-WG	GS160-TS2	13939-00000
8	T650-Westdeutschland	61364-00100	T650-WG	GS200-TS2	13959-00000
9	T750-Westdeutschland	62583-00100	T750-WG	GS200-TS2	13959-00000
10	T850-Westdeutschland	62332-001000	T850-WG	GS280-TS2	13389-00000
11	T450-Spanien	61348-00100	T450-SP	GS160-TS-3	12336-00000
12	T550-Spanien	61358-10100	T550-SP	GS160-TS-3	12336-00000
13	T450-Großbritannien	61346-00100	T450-UK	GS160-TS	13934-00000
14	T450-Schweiz	61343-00100	T450-SW	GS160-TS	13934-00000
15	T450-D-Frankreich	61451-00100	T450-D-FR	GS160-TS	13934-00000
16	T550-D-Frankreich	61461-10100	T550-D-FR	GS160-TS	13934-00000
17	T650-D-Frankreich	61471-10100	T650-D-FR	GS200-TS	13954-00000
18	T750-D-Frankreich	62681-10100	T750-D-FR	GS200-TS	13954-00000
19	T850-D-Frankreich	62691-10100	T850-D-FR	GS280-TS	13382-00000
20	T450-D-Westdeutschland	61456-00100	T450-D-WG	GS160-TS2	13939-00000
21	T550-D-Westdeutschland	61466-10100	T550-D-WG	GS160-TS2	13939-00000
22	T650-D-Westdeutschland	61476-10100	T650-D-WG	GS200-TS2	13959-00000
23	T750-D-Westdeutschland	62686-10100	T750-D-WG	GS200-TS2	13959-00000
24	T850-D-Westdeutschland	62696-10100	T850-D-WG	GS280-TS2	13389-00000
25	T450-D-Hong Kong	61454-10100	T450-D-HO	GS160-TS	13934-00000
26	T550-D-Hong Kong	61464-10100	T550-D-HO	GS160-TS	13934-00000
27	T650-D-Hong Kong	61474-10100	T650-D-HO	GS200-TS	13954-00000
28	T750-D-Hong Kong	62684-10100	T750-D-HO	GS200-TS	13954-00000
29	T450-D-Spanien	61452-00100	T450-D-SP	GS160-TS-3	12336-00000
30	T550-D-Spanien	61462-10100	T550-D-SP	GS160-TS-3	12336-00000
31	T450-D-Malaysia	61457-10100	T450-D-MA	GS160-TS	13934-00000
32	T650-D-Malaysia	61477-10100	T650-D-MA	GS200-TS	13954-00000
33	T450-D-Großbritannien	61458-00100	T450-D-UK	GS160-TS	13934-00000
34	T450-D-Schweiz	61455-00100	T450-D-SW	GS160-TS	13934-00000
35	T450-D-Finnland	61453-00100	T450-D-FI	GS160-TS-Finnland(FI)	12335-00000

8. Wenn Ersatzteile bestellt werden sollen, die zu der Gruppe oder der Einheit "GETRIEBEGEHÄUSE" gehören, weisen Sie auf die "Vorsichtsmaßnahmen beim Bestellen von Ersatzteilen, die Design-Änderungen unterliegen" hin.

1) GETRIEBEGEHÄUSE.....L. No. E01(T450-FR., T550-FR., T650-FR.)  
L. No. E13(T750-FR., T850-FR.)

9. Die Symbole und Abkürzungen in der folgenden Liste werden in dieser Ersatzteilliste verwendet.

Symbol	Beschreibung	Symbol	Beschreibung
FR	Frankreich	MA	Malaysia
WG	Westdeutschland	FI	Finnland
SP	Spanien	FIG.	Abbildung
UK	Großbritannien	ASSY	Montage
SW	Schweiz	COMP	Komplett
HO	Hong Kong		

10. Erklärung der Motornummern

- 1) Nur luftgekühlte Motoren sind mit Fabrikationsnummern versehen.
- 2) Die Fabrikationsnummern der luftgekühlten Motoren sind wie folgt zugeordnet.

Der erste Motor: Nr. 100001~

Der letzte Motor: Nr. ~999999

ab Dezember 1983

Der nächste Motor: Nr. Ⓐ 100001~

Der letzte Motor: Nr. ~Ⓐ 999999

Wie oben beschrieben ist Nr. 999999 als letzte Nummer festgelegt. Sollte diese Zahl überschritten werden, so ist die nächste Nummer wieder 100001. In diesem Fall aber mit dem Index Ⓐ vor jeder Nummer versehen, um eine Wiederholung der Fabrikationsnummer zu vermeiden. Bitte bestätigen Sie diesen Index, wenn Sie Ihre Motornummer bestimmen wollen.

Table Des Matier

	L. No.
[GS160] [GS200] [GS280]	
ARBRE A CAME .....	B14
CARBURATEUR .....	D02
CLAPET .....	B04
CYLINDRE .....	B01
FILTRE A AIR .....	B07
FILTRE ET ROBINET ESSENCE .....	C05
LANCEUR .....	C10
REGULATEUR LEVIER .....	C07
SILENCIEUX .....	B12
VILEBREQUIN .....	C01
VOLANT MAGNETIQUE .....	C13
 [Precautions lors de la commande des pieces apres Modification] .....	 D06
 [T450(-D)] [T550(-D)] [T650(-D)] [T750(-D)] [T850(-D)]	
AXE [T450] [T550] [T650] .....	H03
AXE [T450-D] [T550-D] [T650-D] .....	H05
AXE [T750] [T850] .....	H08
AXE [T750-D] [T850-D] .....	H10
BOITE DE VITESSES [T450] [T550] [T650] .....	E01
BOITE DE VITESSES [T450-D] [T550-D] [T650-D] .....	E11
BOITE DE VITESSES [T750] [T850] .....	E13
BOITE DE VITESSES [T750-D] [T850-D] .....	F08
CHANGEMENT DE LA BOITE DE VITESSES [T450] [T550] [T650] .....	H13
CHANGEMENT DE LA BOITE DE VITESSES [T450-D] [T550-D] [T650-D] .....	I04
CHANGEMENT DE LA BOITE DE VITESSES [T750] [T850] .....	I06
CHANGEMENT DE LA BOITE DE VITESSES [T750-D] [T850-D] .....	I10
CHANGEMENT DE VITESSES(1) [T450] [T550] [T650] .....	K04
CHANGEMENT DE VITESSES(1) [T450-D] [T550-D] [T650-D] .....	K06
CHANGEMENT DE VITESSES(1) [T750] [T850] .....	K08
CHANGEMENT DE VITESSES(1) [T750-D] [T850-D] .....	K10
CHANGEMENT DE VITESSES(2) [T450] [T550] [T650] .....	K12
CHANGEMENT DE VITESSES(2) [T450-D] [T550-D] [T650-D] .....	L01
CHANGEMENT DE VITESSES(2) [T750] [T850] .....	L03
CHANGEMENT DE VITESSES(2) [T750-D] [T850-D] .....	L05
COMMANDE D'EMBRAYAGE [T750] [T850] .....	J16
COMMANDE D'EMBRAYAGE [T750-D] [T850-D] .....	K02
COMMANDE D'EMBRAYAGE [T650-D] .....	L06
COURROIE BACHE [T450] [T550] [T650] .....	O05
COURROIE BACHE [T450-D] [T550-D] [T650-D] .....	O09
COURROIE BACHE [T750] [T850] .....	O11
COURROIE BACHE [T750-D] [T850-D] .....	O16
COURROIES ET POULIE [T450(-D)] [T550(-D)] [T650(-D)] .....	P14
COURROIES ET POULIE [T750] [T850] .....	Q01
COURROIES ET POULIE [T750-D] [T850-D] .....	Q04
FREIN [T850] .....	I12
FREIN [T850-D] .....	I14
INTERIEUR DE LA BOITE DE VITESSES [T450(-D)] [T550(-D)] [T650(-D)] .....	G05
INTERIEUR DE LA BOITE DE VITESSES [T750(-D)] [T850(-D)] .....	G14
MANCHERON [T450] [T550] [T650] .....	I16
MANCHERON [T450-D] [T550-D] [T650-D] .....	J05
MANCHERON [T750] [T850] .....	J09
MANCHERON [T750-D] [T850-D] .....	J13
MARQUE LANTERNE [T450] [T550] [T650] .....	L08
MARQUE LANTERNE [T450-D] [T550-D] [T650-D] .....	L13
MARQUE LANTERNE [T750] [T850] .....	M01
MARQUE LANTERNE [T750-D] [T850-D] .....	M04
POIGNEE DEPORT [T450] [T550] .....	F11
POIGNEE DEPORT [T450-D] [T550-D] [T650-D] .....	F13
POIGNEE DEPORT [T650] .....	F15
POIGNEE DEPORT [T750] [T850] .....	G01
POIGNEE DEPORT [T750-D] [T850-D] .....	G03

# A07-L

RESERVOIR [T450] [T550] [T650] .....	P02
RESERVOIR [T450-D] [T550-D] [T650-D] .....	P05
RESERVOIR [T750] [T850] .....	P07
RESERVOIR [T750-D] [T850-D] .....	P11
SUPPORT MOTEUR [T450] [T550] [T650] .....	M07
SUPPORT MOTEUR [T450-D] [T550-D] [T650-D] .....	N03
SUPPORT MOTEUR [T750] [T850] .....	N08
SUPPORT MOTEUR [T750-D] [T850-D] .....	O02
ACCESSORIES ET PIECES DE SERVICE(1) [T450(-D), T550(-D), T650(-D), T750(-D), T850(-D)] .....	Q06
ACCESSORIES ET PIECES DE SERVICE(2) [T450(-D), T550(-D), T650(-D), T750(-D), T850(-D)] .....	Q10
INDEX NUMERIQUE .....	R01

## CONTENTS

	L. No.
[GS160] [GS200] [GS280]	
AIR CLEANER .....	B07
BREATHER .....	B04
CAMSHAFT .....	B14
CARBURETTOR .....	D02
CRANKSHAFT .....	C01
CYLINDER .....	B01
FUEL FILTER .....	C05
GOVERNOR LEVER .....	C07
MAGNETO .....	C13
MUFFLER .....	B12
RECOIL STARTER .....	C10
[Precautions When Ordering Parts due to Design Modification] .....	D07
[T450(-D)] [T550(-D)] [T650(-D)] [T750(-D)] [T850(-D)]	
AXLE [T450] [T550] [T650] .....	H03
AXLE [T450-D] [T550-D] [T650-D] .....	H05
AXLE [T750] [T850] .....	H08
AXLE [T750-D] [T850-D] .....	H10
BELT COVER [T450] [T550] [T650] .....	O05
BELT COVER [T450-D] [T550-D] [T650-D] .....	O09
BELT COVER [T750] [T850] .....	O11
BELT COVER [T750-D] [T850-D] .....	O16
BRAKE [T850] .....	I12
BRAKE [T850-D] .....	I14
CHANGE LEVER (1) [T450] [T550] [T650] .....	K04
CHANGE LEVER (1) [T450-D] [T550-D] [T650-D] .....	K06
CHANGE LEVER (1) [T750] [T850] .....	K08
CHANGE LEVER (1) [T750-D] [T850-D] .....	K10
CHANGE LEVER (2) [T450] [T550] [T650] .....	K12
CHANGE LEVER (2) [T450-D] [T550-D] [T650-D] .....	L01
CHANGE LEVER (2) [T750] [T850] .....	L03
CHANGE LEVER (2) [T750-D] [T850-D] .....	L05
FRONT FRAME [T450] [T550] [T650] .....	M07
FRONT FRAME [T450-D] [T550-D] [T650-D] .....	N03
FRONT FRAME [T750] [T850] .....	N08
FRONT FRAME [T750-D] [T850-D] .....	O02
FUEL TANK [T450] [T550] [T650] .....	P02
FUEL TANK [T450-D] [T550-D] [T650-D] .....	P05
FUEL TANK [T750] [T850] .....	P07
FUEL TANK [T750-D] [T850-D] .....	P11
HANDLE [T450] [T550] [T650] .....	I16
HANDLE [T450-D] [T550-D] [T650-D] .....	J05
HANDLE [T750] [T850] .....	J09
HANDLE [T750-D] [T850-D] .....	J13
MAIN CLUTCH [T450] [T550] .....	F11
MAIN CLUTCH [T450-D] [T550-D] [T650-D] .....	F13
MAIN CLUTCH [T650] .....	F15
MAIN CLUTCH [T750] [T850] .....	G01
MAIN CLUTCH [T750-D] [T850-D] .....	G03
NAME PLATE [T450] [T550] [T650] .....	L08
NAME PLATE [T450-D] [T550-D] [T650-D] .....	L13
NAME PLATE [T750] [T850] .....	M01
NAME PLATE [T750-D] [T850-D] .....	M04
OPERATING CLUTCH [T750] [T850] .....	J16
OPERATING CLUTCH [T750-D] [T850-D] .....	K02
OPERATING CLUTCH [T650-D] .....	L06
PULLEY, BELT [T450(-D)] [T550(-D)] [T650(-D)] .....	P14
PULLEY, BELT [T750] [T850] .....	Q01
PULLEY, BELT [T750-D] [T850-D] .....	Q04
TRANSMISSION CASE [T450] [T550] [T650] .....	E01
TRANSMISSION CASE [T450-D] [T550-D] [T650-D] .....	E11

TRANSMISSION CASE [T750] [T850] ..... E13  
TRANSMISSION CASE [T750-D] [T850-D] ..... F08  
TRANSMISSION-INSIDE CHANGE [T450(-D)] [T550(-D)] [T650(-D)] ..... G05  
TRANSMISSION-INSIDE CHANGE [T750(-D)] [T850(-D)] ..... G14  
TRANSMISSION-SPEED CHANGE [T450] [T550] [T650] ..... H13  
TRANSMISSION-SPEED CHANGE [T450-D] [T550-D] [T650-D] ..... I04  
TRANSMISSION-SPEED CHANGE [T750] [T850] ..... I06  
TRANSMISSION-SPEED CHANGE [T750-D] [T850-D] ..... I10  
  
ACCESSORIES AND SERVICE PARTS(1) [T450(-D), T550(-D), T650(-D), T750(-D), T850(-D)] ..... Q06  
ACCESSORIES AND SERVICE PARTS(2) [T450(-D), T550(-D), T650(-D), T750(-D), T850(-D)] ..... Q10  
NUMERICAL INDEX ..... R01

INHALTSVERZEICHNIS

	L No.
[GS160] [GS200] [GS280]	
AUSPUFFTOPF .....	B12
GASWECHSELVENTILE .....	B04
HANDSTARTER .....	C10
KRAFTSTOFFFILTER .....	C05
KURBELWELLE .....	C01
LÜFTFILTER .....	B07
NOCKENWELLE .....	B14
REGULERHEBEL .....	C07
VERGASER .....	D02
ZÜNDUNGS-BAUGRUPPE .....	C13
ZYLINDER .....	B01
 [Vorsichtsmaßnahmen beim Bestellen von Ersatzteilen, die Design-Änderungen unterliegen] .....	 D07
 [T450(-D)] [T550(-D)] [T650(-D)] [T750(-D)] [T850(-D)]	
ACHSE [T450] [T550] [T650] .....	H03
ACHSE [T450-D] [T550-D] [T650-D] .....	H05
ACHSE [T750] [T850] .....	H08
ACHSE [T750-D] [T850-D] .....	H10
BESCHRIFTUNG [T450] [T550] [T650] .....	L08
BESCHRIFTUNG [T450-D] [T550-D] [T650-D] .....	L13
BESCHRIFTUNG [T750] [T850] .....	M01
BESCHRIFTUNG [T750-D] [T850-D] .....	M04
GANGSCHALTUNG [T450] [T550] [T650] .....	H13
GANGSCHALTUNG [T450-D] [T550-D] [T650-D] .....	I04
GANGSCHALTUNG [T750] [T850] .....	I06
GANGSCHALTUNG [T750-D] [T850-D] .....	I10
GETRIEBEGEHÄUSE [T450] [T550] [T650] .....	E01
GETRIEBEGEHÄUSE [T450-D] [T550-D] [T650-D] .....	E11
GETRIEBEGEHÄUSE [T750] [T850] .....	E13
GETRIEBEGEHÄUSE [T750-D] [T850-D] .....	F08
GETRIEBE, INNENTEILE [T450(-D)] [T550(-D)] [T650(-D)] .....	G05
GETRIEBE, INNENTEILE [T750(-D)] [T850(-D)] .....	G14
HANDGRIFF-BAUGRUPPE [T450] [T550] [T650] .....	I16
HANDGRIFF-BAUGRUPPE [T450-D] [T550-D] [T650-D] .....	J05
HANDGRIFF-BAUGRUPPE [T750] [T850] .....	J09
HANDGRIFF-BAUGRUPPE [T750-D] [T850-D] .....	J13
HAUPTKUPPLUNG [T450] [T550] .....	F11
HAUPTKUPPLUNG [T450-D] [T550-D] [T650-D] .....	F13
HAUPTKUPPLUNG [T650] .....	F15
HAUPTKUPPLUNG [T750] [T850] .....	G01
HAUPTKUPPLUNG [T750-D] [T850-D] .....	G03
KEILRIEMENGETRIEBE [T450(-D)] [T550(-D)] [T650(-D)] .....	P14
KEILRIEMENGETRIEBE [T750] [T850] .....	Q01
KEILRIEMENGETRIEBE [T750-D] [T850-D] .....	Q04
KRAFTSTOFFTANK [T450] [T550] [T650] .....	P02
KRAFTSTOFFTANK [T450-D] [T550-D] [T650-D] .....	P05
KRAFTSTOFFTANK [T750] [T850] .....	P07
KRAFTSTOFFTANK [T750-D] [T850-D] .....	P11
KUPPLUNGSBETÄTIGUNG [T750] [T850] .....	J16
KUPPLUNGSBETÄTIGUNG [T750-D] [T850-D] .....	K02
KUPPLUNGSBETÄTIGUNG [T650-D] .....	L06
MOTORLAGERUNG [T450] [T550] [T650] .....	M07
MOTORLAGERUNG [T450-D] [T550-D] [T650-D] .....	N03
MOTORLAGERUNG [T750] [T850] .....	N08
MOTORLAGERUNG [T750-D] [T850-D] .....	O02
PARKBREMSHESEL [T850] .....	I12
PARKBREMSHESEL [T850-D] .....	I14
RIEMENABDECKUNG [T450] [T550] [T650] .....	O05
RIEMENABDECKUNG [T450-D] [T550-D] [T650-D] .....	O09
RIEMENABDECKUNG [T750] [T850] .....	O11
RIEMENABDECKUNG [T750-D] [T850-D] .....	O16
SCHALTHEBEL-BAUGRUPPE(1) [T450] [T550] [T650] .....	K04
SCHALTHEBEL-BAUGRUPPE(1) [T450-D] [T550-D] [T650-D] .....	K06

A09-L














SCHALTHEBEL-BAUGRUPPE(1) [T750] [T850]	.....	K08
SCHALTHEBEL-BAUGRUPPE(1) [T750-D] [T850-D]	.....	K10
SCHALTHEBEL-BAUGRUPPE(2) [T450] [T550] [T650]	.....	K12
SCHALTHEBEL-BAUGRUPPE(2) [T450-D] [T550-D] [T650-D]	.....	L01
SCHALTHEBEL-BAUGRUPPE(2) [T750] [T850]	.....	L03
SCHALTHEBEL-BAUGRUPPE(2) [T750-D] [T850-D]	.....	L05
ZUBEHÖR UND ERSATZTEILE(1) [T450(-D), T550(-D), T650(-D), T750(-D), T850(-D)]	.....	Q06
ZUBEHÖR UND ERSATZTEILE(2) [T450(-D), T550(-D), T650(-D), T750(-D), T850(-D)]	.....	Q10
DAS REGISTER	.....	R01



[Comment lire le contenu du livret et les illustrations sy rapportant]


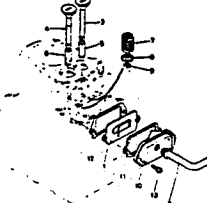




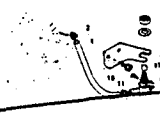

- ETAPE 1 Vérifier avec l'illustration si la pièce commandée correspond à la pièce illustrée dans l'exemple 1.
- ETAPE 2 Trouver la lettre (A à I) indiquée par une flèche à droite de l'illustration choisie à l'ETAPE 1.
- ETAPE 3 Trouver l'illustration correspondant à la lettre trouvée à l'ETAPE 2, parmi les illustrations de l'exemple 2.
- ETAPE 4 Les numéros d'illustration et de page sont indiqués en haut de l'illustration choisie à l'ETAPE 3. Sélectionner la pièce à commander parmi les pièces indiquées à la page désignée.


Exemple 1 d'illustration

SOMMAIRE, SECTION CONTENTS, SECTION INHALT, ABSCHNITT			
	 <b>A</b>		 <b>H</b>
<b>ETAPE 1</b> 	 <b>B</b>		 <b>I</b>
	 <b>C</b>	<b>ETAPE 2</b> 	
	 <b>C</b>		
	<b>AXE AXLE ACHSE</b>		

Exemple 2 d'illustration

ETAPE 4

MOTEUR ENGINE MOTOR	[A] Fig.1	[GS160][GS200][GS280]	
Fig.1→L.No.B01 CYLINDRE CYLINDER ZYLINDER	Fig.2→L.No.B04 CLAPET BREATHER GASWECHSELVENTILE	Fig.3→L.No.B07 FILTRE A AIR AIR CLEANER LUFTFILTER	Fig.4→L.No.B12 SILENCIEUX MUFFLER AUSPUFFTOPF
			
Fig.5→L.No.B14 ARBRE A CAME CAMSHAFT NOCKENWELLE	Fig.6→L.No.C01 VILEBREQUIN CRANKSHAFT KURBELWELLE	Fig.7→L.No.C05 FILTRE ET ROBINET ESSENCE FUEL FILTER KRAFTSTOFFILTER	Fig.8→L.No.C07 REGULATEUR LEVIER GOVERNOR LEVER REGLERHEBEL
			

**ETAPE 3** 

[How to read contents with illustrations]

- STEP 1 Check which illustration in Illustration example 1 corresponds to the part you are ordering.
- STEP 2 Find the letter (A to I) indicated by an arrow on the right side of the illustration selected in STEP 1.
- STEP 3 Select the illustration corresponding to the letter found in STEP 2 from among the illustrations in Illustration example 2.
- STEP 4 The corresponding figure number and page are shown on the top of the illustration selected in STEP 3. Select the part you are ordering from the parts on the designated page.

Illustration example 1

**SOMMAIRE, SECTION  
CONTENTS, SECTION  
INHALT, ABSCHNITT**







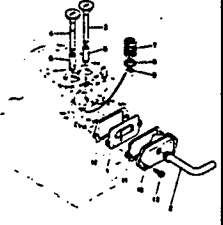






 <span style="font-size: 2em; font-weight: bold;">A</span> MOTEUR ENGINE MOTOR	 <span style="font-size: 2em; font-weight: bold;">H</span> COURROIE BÂCHE BELT COVER RIEMENABDECKUNG
 <span style="font-size: 2em; font-weight: bold;">B</span> BOITE DE VITESSES TRANSMISSION GETRIEBEGEHÄUSE	 <span style="font-size: 2em; font-weight: bold;">I</span> RESERVOIR FUEL TANK KRAFTSTOFFTANK
 <span style="font-size: 2em; font-weight: bold;">C</span> AXE AXLE ACHSE	

Illustration example 2






**STEP 4**

MOTEUR ENGINE MOTOR [A] Fig.1	[GS160][GS200][GS280]		
Fig.1→L.No.B04 CYLINDRE CYLINDER ZYLINDER	Fig.2→L.No.B04 CLAPET BREATHER GASWECHSELVENTILE	Fig.3→L.No.B07 FILTRE A AIR AIR CLEANER LUFTFILTER	Fig.4→L.No.B12 SILENCIEUX MUFFLER AUSPUFFTOPF
			
Fig.5→L.No.B14 ARBRE A CAME CAMSHAFT NOCKENWELLE	Fig.6→L.No.C01 VILEBREQUIN CRANKSHAFT KURBELWELLE	Fig.7→L.No.C05 FILTRE ET ROBINET ESSENCE FUEL FILTER KRAFTSTOFFFILTER	Fig.8→L.No.C07 REGULATEUR LEVIER GOVERNOR LEVER REGLERHEBEL
			

## [Leseanweisung für die Abbildungen]

- Schritt 1** Suchen Sie aus der Abbildung in Beispiel 1 den Abschnitt heraus, in dem sich das Ersatzteil, das Sie bestellen wollen, befindet.
- Schritt 2** Schauen Sie welcher Buchstabe (A bis I) zu dem Abschnitt gehört. Der Buchstabe jedes Abschnittes steht rechts und ist durch einen Pfeil gekennzeichnet.
- Schritt 3** Suchen Sie die Abbildung mit Hilfe des Buchstabens heraus, den Sie in Schritt 2 ermittelt haben.
- Schritt 4** Die jeweilige Abbildungsnummer und Seitenzahl finden Sie oben über der Abbildung, die Sie in Schritt 3 ermittelt haben. Suchen Sie nun das gewünschte Teil aus den verschiedenen Teilen unter der entsprechenden Seitenzahl heraus.


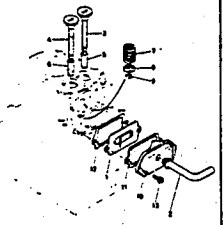



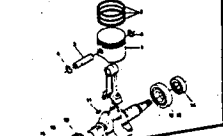
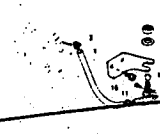

### Abbildungsbeispiel 1

SOMMAIRE, SECTION CONTENTS, SECTION INHALT, ABSCHNITT			
	<div style="font-size: 2em; font-weight: bold;">A</div> <div style="font-size: 0.8em;">MOTEUR ENGINE MOTOR</div>		<div style="font-size: 2em; font-weight: bold;">H</div> <div style="font-size: 0.8em;">COURROIE BÂCHE BELT COVER RIEMENABDECKUNG</div>
	<div style="font-size: 2em; font-weight: bold;">B</div> <div style="font-size: 0.8em;">BOITE DE VITESSES TRANSMISSION GETRIEBEGEHÄUSE</div>		<div style="font-size: 2em; font-weight: bold;">I</div> <div style="font-size: 0.8em;">RESERVOIR FUEL TANK KRAFTSTOFFTANK</div>
	<div style="font-size: 2em; font-weight: bold;">C</div> <div style="font-size: 0.8em;">AXE AXLE ACHSE</div>	<b>SCHRITT 2</b>	

SCHRITT 1

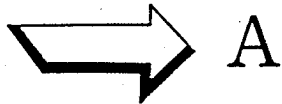

### Abbildungsbeispiel 2

### SCHRITT 4

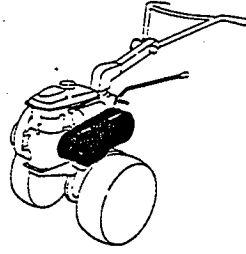
MOTEUR ENGINE MOTOR	[A] Fig.1	[GS160][GS200][GS280]	
Fig.1→L.No.B04 CYLINDRE CYLINDER ZYLINDER	Fig.2→L.No.B04 CLAPET BREATHER GASWECHSELVENTILE	Fig.3→L.No.B07 FILTRE A AIR AIR CLEANER LUFTFILTER	Fig.4→L.No.B12 SILENCIEUX MUFFLER AUSPUFFTOFF
			
Fig.5→L.No.B14 ARBRE A CAME CAMSHAFT NOCKENWELLE	Fig.6→L.No.C01 VILEBREQUIN CRANKSHAFT KURBELWELLE	Fig.7→L.No.C05 FILTRE ET ROBINET ESSENCE FUEL FILTER KRAFTSTOFFFILTER	Fig.8→L.No.C07 REGULATEUR LEVIER GOVERNOR LEVER REGLERHEBEL
			

SCHRITT 3

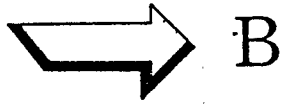
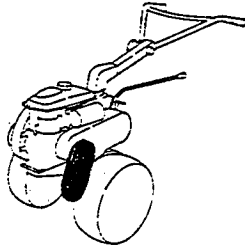
SOMMAIRE, SECTION  
 CONTENTS, SECTION  
 INHALT, ABSCHNITT



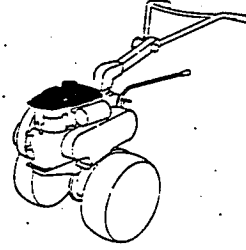
MOTEUR  
 ENGINE  
 MOTOR



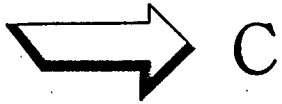
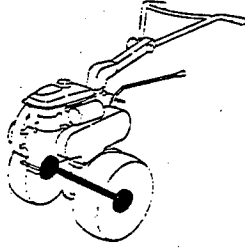
CÔUROIE BÂCHE  
 BELT COVER  
 RIEMENABDECKUNG



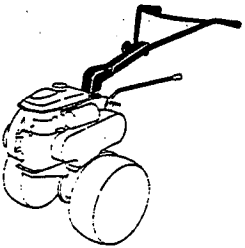
BOITE DE VITESSES  
 TRANSMISSION  
 GETRIEBEGEHÄUSE



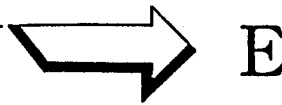

RESERVOIR  
 FUEL TANK  
 KRAFTSTOFFTANK



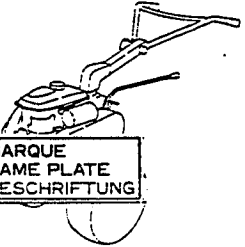
AXE  
 AXLE  
 ACHSE



MANCHERON  
 HANDLE  
 HANDGRIFF



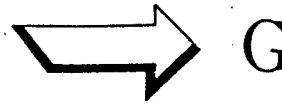

CHANGEMENT DE VITESSES  
 CHANGE LEVER  
 SCHÄLTHEBEL-BAUGRUPPE



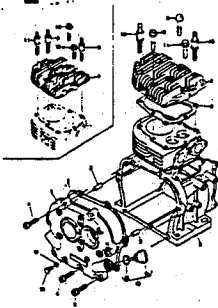
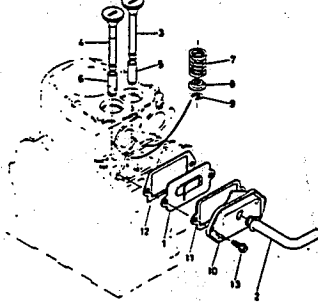
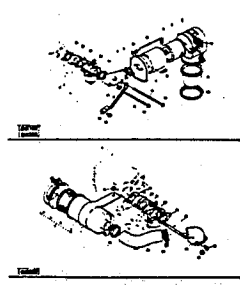
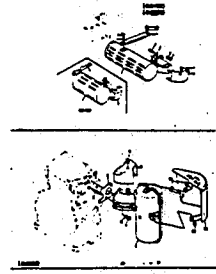

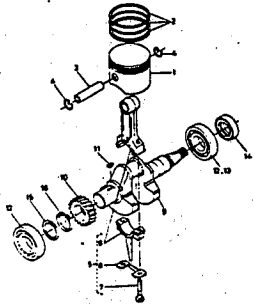
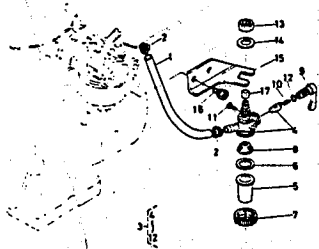
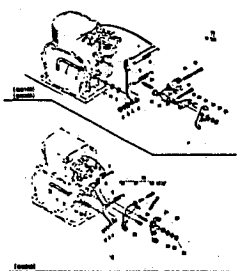
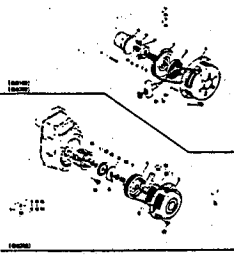
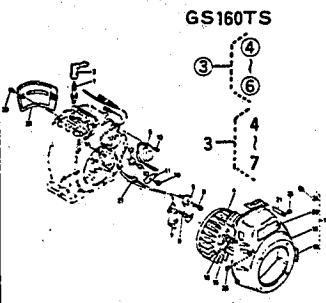
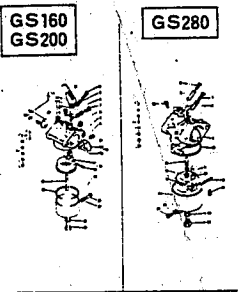

MARQUE  
 NAME PLATE  
 BESCHRIFTUNG

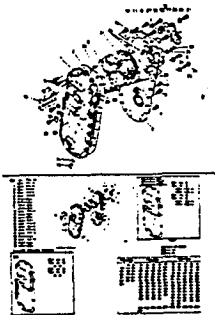
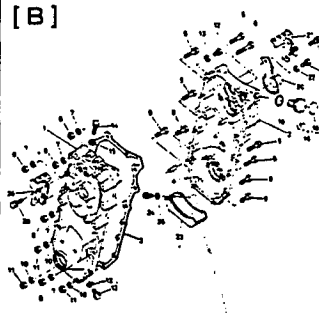
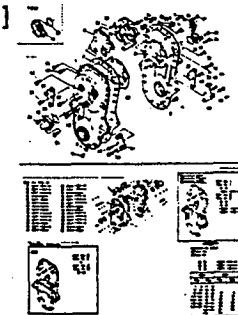
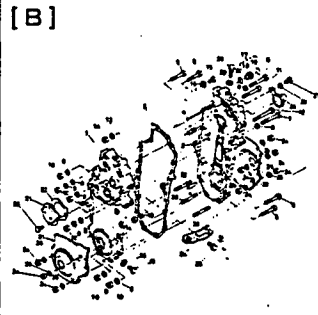
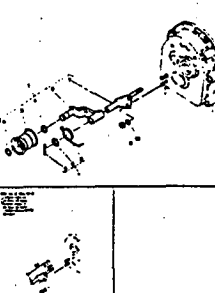
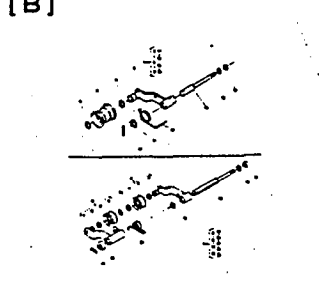
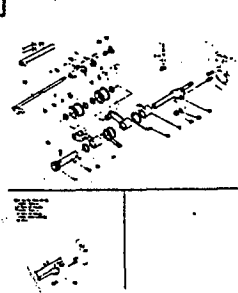
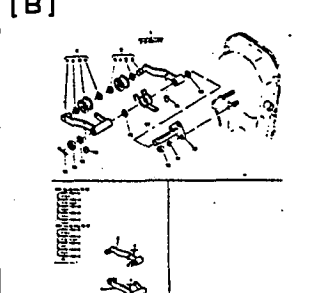
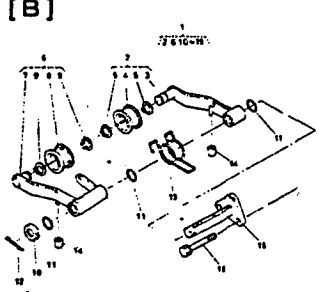
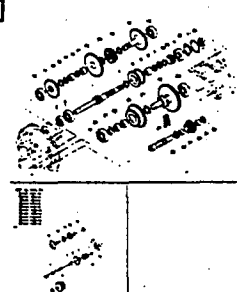
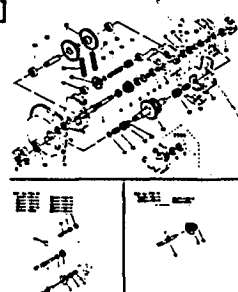
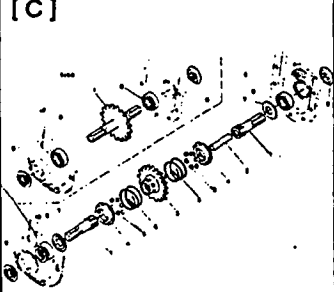

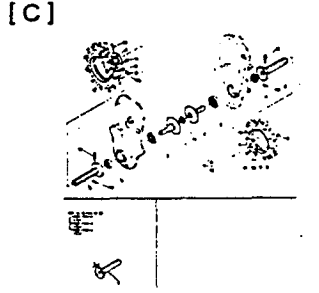

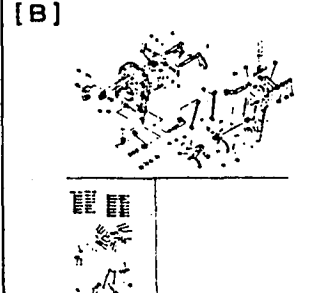


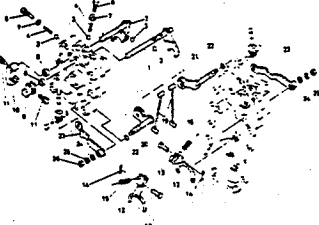
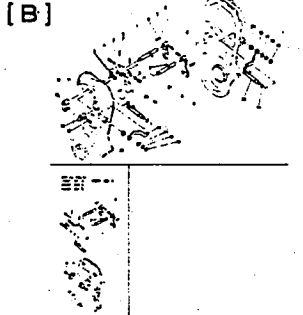

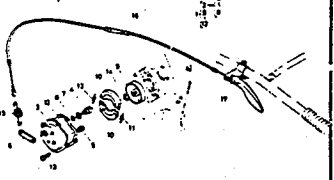

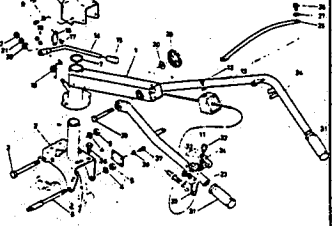
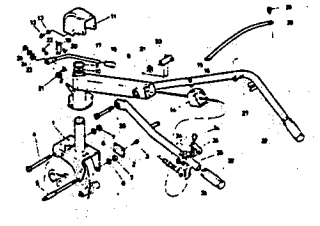
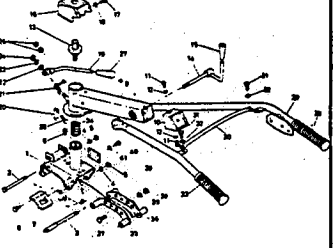
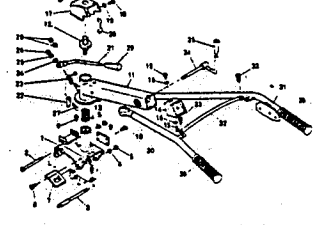
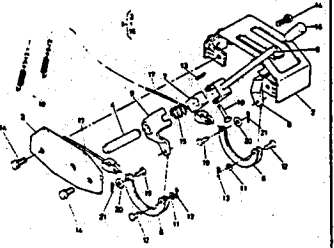
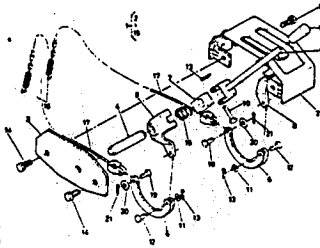
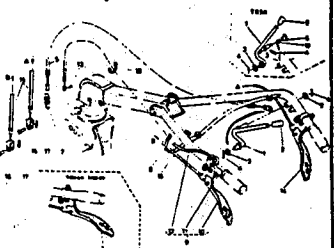
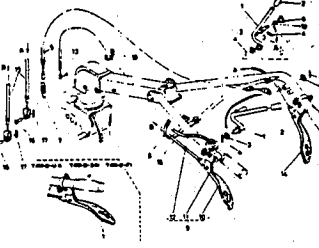
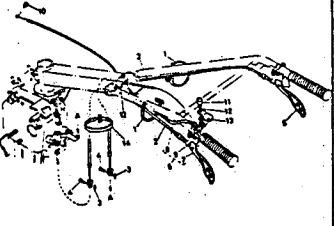
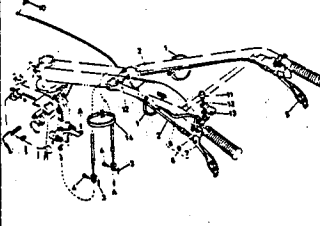
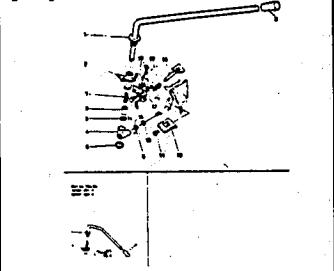
MARQUE  
 NAME PLATE  
 BESCHRIFTUNG

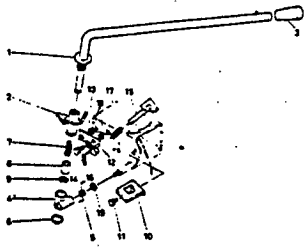
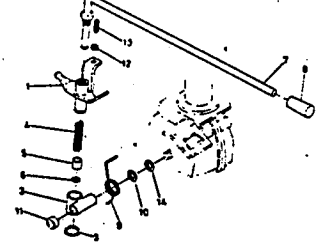
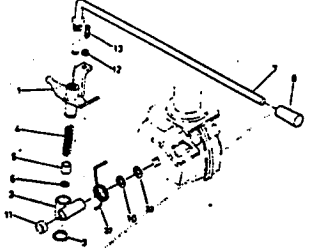
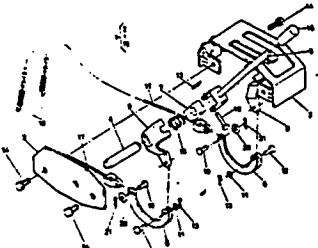
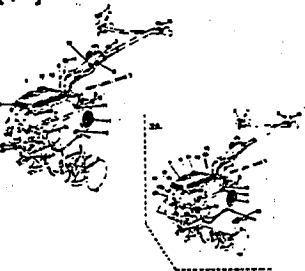
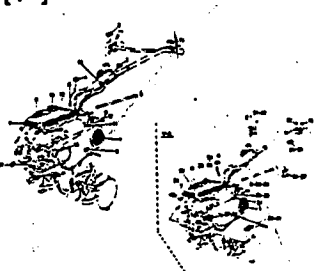

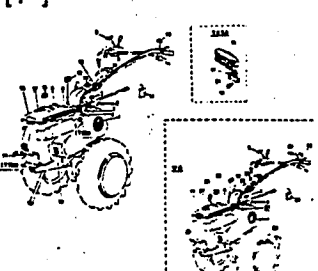
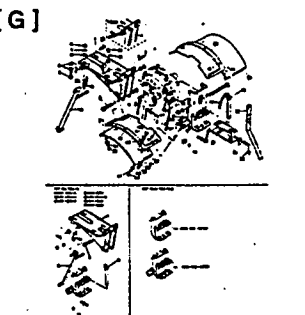
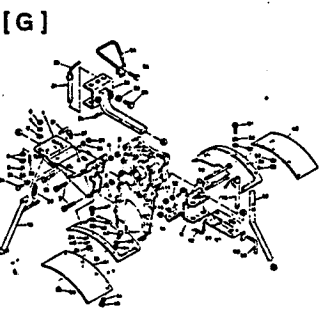
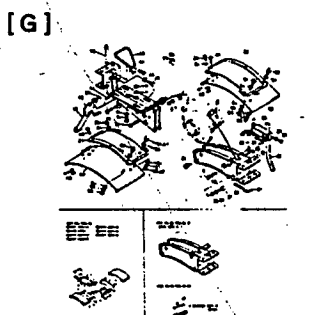
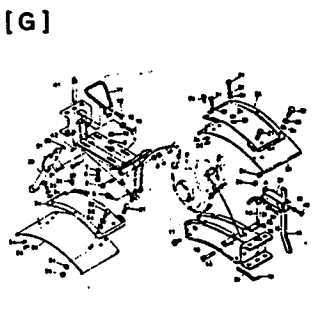
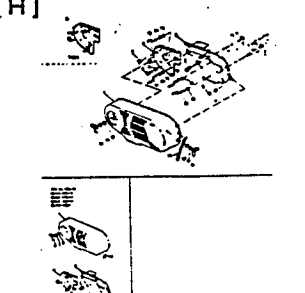
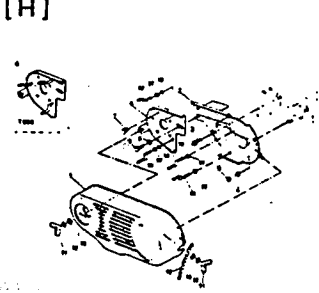
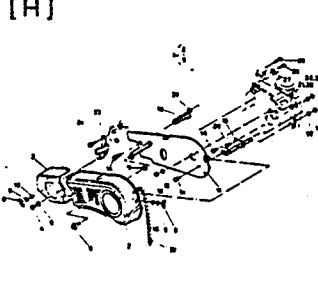
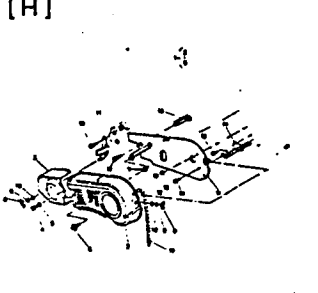


SUPPORT-MOTEUR  
 FRONT FRAME  
 MOTORLAGERUNG

MOTEUR ENGINE [A] Fig.1~11 MOTOR		[GS160][GS200][GS280]	
Fig.1→L.No.B01 CYLINDRE CYLINDER ZYLINDER	Fig.2→L.No.B04 CLAPET BREATHER GASWECHSELVENTILE	Fig.3→L.No.B07 FILTRE A AIR AIR CLEANER LUFTFILTER	Fig.4→L.No.B12 SILENCIEUX MUFFLER AUSPUFFTOPF
			
Fig.5→L.No.B14 ARBRE A CAME CAMSHAFT NOCKENWELLE	Fig.6→L.No.C01 VILEBREQUIN CRANKSHAFT KURBELWELLE	Fig.7→L.No.C05 FILTRE ET ROBINET ESSENCE FUEL FILTER KRAFTSTOFFILTER	Fig.8→L.No.C07 REGULATEUR LEVIER GOVERNOR LEVER REGLERHEBEL ..
			
Fig.9→L.No.C10 LANCEUR RECOIL STARTER HANDSTARTER	Fig.10→L.No.C13 VOLANT MAGNETIQUE MAGNETO ZÜNDUNGS-BAUGRUPPE	Fig.11→L.No.D02 CARBURATEUR CARBURETTOR VERGASER	
			

LABOUREUSE POWER TILLER [B] ~ [C] Fig.1~5 BODENFRÄSE		[T450(-D)][T550(-D)][T650(-D)] [T750(-D)][T850(-D)]	
Fig.1→ L.No.E01 BOITE DE VITESSES TRANSMISSION CASE GETRIEBEGEHÄUSE	Fig.1→ L.No.E11 BOITE DE VITESSES TRANSMISSION CASE GETRIEBEGEHÄUSE	Fig.1→ L.No.E13 BOITE DE VITESSES TRANSMISSION CASE GETRIEBEGEHÄUSE	Fig.1→ L.No.F08 BOITE DE VITESSES TRANSMISSION CASE GETRIEBEGEHÄUSE
[B]  [T450][T550][T650]	[B]  [T450(-D)][T550(-D)][T650(-D)]	[B]  [T750][T850]	[B]  [T750(-D)][T850(-D)]
Fig.2→ L.No.F11 POIGNEE DEPORT MAIN CLUTCH HAUPTKUPPLUNG	Fig.2→ L.No.F13 POIGNEE DEPORT MAIN CLUTCH HAUPTKUPPLUNG	Fig.2→ L.No.F15 POIGNEE DEPORT MAIN CLUTCH HAUPTKUPPLUNG	Fig.2→ L.No.G01 POIGNEE DEPORT MAIN CLUTCH HAUPTKUPPLUNG
[B]  [T450][T550]	[B]  [T450(-D)][T550(-D)][T650(-D)]	[B]  [T650]	[B]  [T750][T850]
Fig.2→ L.No.G03 POIGNEE DEPORT MAIN CLUTCH HAUPTKUPPLUNG	Fig.3→ L.No.G05 INTERIEUR DE LA BOITE DE VITESSES TRANSMISSION-INSIDE GETRIEBE, INNENTEILE	Fig.3→ L.No.G14 INTERIEUR DE LA BOITE DE VITESSES TRANSMISSION-INSIDE GETRIEBE, INNENTEILE	Fig.4→ L.No.H03 AXE AXLE ACHSE
[B]  [T750(-D)][T850(-D)]	[B]  [T450(-D)][T550(-D)][T650(-D)]	[B]  [T750(-D)][T850(-D)]	[C]  [T450][T550][T650]
Fig.4→ L.No.H05 AXE AXLE ACHSE	Fig.4→ L.No.H08 AXE AXLE ACHSE	Fig.4→ L.No.H10 AXE AXLE ACHSE	Fig.5→ L.No.H13 CHANGEMENT DE LA BOITE DE VITESSES TRANSMISSION-SPEED CHANGE GANGSCHALTUNG
[C]  [T450(-D)][T550(-D)][T650(-D)]	[C]  [T750][T850]	[C]  [T750(-D)][T850(-D)]	[B]  [T450][T550][T650]

LABOUREUSE POWER TILLER [B] ~ [E] Fig.5~10 BODENFRÄSE		[T450(-D)][T550(-D)][T650(-D)] [T750(-D)][T850(-D)]	
Fig.5→L.No.104 CHANGEMENT DE LA BOITE DE VITESSES TRANSMISSION-SPEED CHANGE GANGSCHALTUNG	Fig.5→L.No.106 CHANGEMENT DE LA BOITE DE VITESSES TRANSMISSION-SPEED CHANGE GANGSCHALTUNG	Fig.5→L.No.110 CHANGEMENT DE LA BOITE DE VITESSES TRANSMISSION-SPEED CHANGE GANGSCHALTUNG	Fig.6→L.No.112 FREIN BRAKE PARKBREMSHESEL
[B]	[B]	[B]	[B]
			
[T450-D][T550-D][T650-D]	[T750][T850]	[T750-D][T850-D]	[T850]
Fig.6→L.No.114 FREIN BRAKE PARKBREMSHESEL	Fig.7→L.No.116 MANCHERON HANDLE HANDGRIFF-BAUGRUPPE	Fig.7→L.No.J05 MANCHERON HANDLE HANDGRIFF-BAUGRUPPE	Fig.7→L.No.J09 MANCHERON HANDLE HANDGRIFF-BAUGRUPPE
[B]	[D]	[D]	[D]
			
[T850-D]	[T450][T550][T650]	[T450-D][T550-D][T650-D]	[T750][T850]
Fig.7→L.No.J13 MANCHERON HANDLE HANDGRIFF-BAUGRUPPE	Fig.8→L.No.J16 COMMANDE D'EMBRAYAGE OPERATING CLUTCH KUPPLUNGSBETÄTIGUNG	Fig.8→L.No.K02 COMMANDE D'EMBRAYAGE OPERATING CLUTCH KUPPLUNGSBETÄTIGUNG	Fig.9→L.No.K04 CHANGEMENT DE VITESSES (1) CHANGE LEVER (1) SCHALTHEBEL-BAUGRUPPE (1)
[D]	[E]	[E]	[E]
			
[T750-D][T850-D]	[T750][T850]	[T750-D][T850-D]	[T450][T550][T650]
Fig.9→L.No.K06 CHANGEMENT DE VITESSES (1) CHANGE LEVER (1) SCHALTHEBEL-BAUGRUPPE (1)	Fig.9→L.No.K08 CHANGEMENT DE VITESSES (1) CHANGE LEVER (1) SCHALTHEBEL-BAUGRUPPE (1)	Fig.9→L.No.K10 CHANGEMENT DE VITESSES (1) CHANGE LEVER (1) SCHALTHEBEL-BAUGRUPPE (1)	Fig.10→L.No.K12 CHANGEMENT DE VITESSES (2) CHANGE LEVER (2) SCHALTHEBEL-BAUGRUPPE (2)
[E]	[E]	[E]	[E]
			
[T450-D][T550-D][T650-D]	[T750][T850]	[T750-D][T850-D]	[T450][T550][T650]

LABOUREUSE POWER TILLER [E]~[H] Fig.10~14 BODENFRÄSE		[T450(-D)][T550(-D)][T650(-D)] [T750(-D)][T850(-D)]	
Fig.10→L.No.L01 CHANGEMENT DE VITESSES (2) CHANGE LEVER (2) SCHALTHEBEL-BAUGRUPPE (2)	Fig.10→L.No.L03 CHANGEMENT DE VITESSES (2) CHANGE LEVER (2) SCHALTHEBEL-BAUGRUPPE (2)	Fig.10→L.No.L05 CHANGEMENT DE VITESSES (2) CHANGE LEVER (2) SCHALTHEBEL-BAUGRUPPE (2)	Fig.11→L.No.L06 COMMANDE D'EMBRAYAGE OPERATING CLUTCH KUPPLUNGSBETÄTIGUNG
[E]  [T450-D][T550-D][T650-D]	[E]  [T750][T850]	[E]  [T750-D][T850-D]	[E]  [T650-D]
Fig.12→L.No.L08 MARQUE LANterne NAME PLATE BESCHRIFTUNG	Fig.12→L.No.L13 MARQUE LANterne NAME PLATE BESCHRIFTUNG	Fig.12→L.No.M01 MARQUE LANterne NAME PLATE BESCHRIFTUNG	Fig.12→L.No.M04 MARQUE LANterne NAME PLATE BESCHRIFTUNG
[F]  [T450][T550][T650]	[F]  [T450-D][T550-D][T650-D]	[F]  [T750][T850]	[F]  [T750-D][T850-D]
Fig.13→L.No.M07 SUPPORT MOTEUR FRONT FRAME MOTORLAGERUNG	Fig.13→L.No.N03 SUPPORT MOTEUR FRONT FRAME MOTORLAGERUNG	Fig.13→L.No.N08 SUPPORT MOTEUR FRONT FRAME MOTORLAGERUNG	Fig.13→L.No.O02 SUPPORT MOTEUR FRONT FRAME MOTORLAGERUNG
[G]  [T450][T550][T650]	[G]  [T450-D][T550-D][T650-D]	[G]  [T750][T850]	[G]  [T750-D][T850-D]
Fig.14→L.No.O05 COURROIE BACHE BELT COVER RIEMENABDECKUNG	Fig.14→L.No.O09 COURROIE BACHE BELT COVER RIEMENABDECKUNG	Fig.14→L.No.O11 COURROIE BACHE BELT COVER RIEMENABDECKUNG	Fig.14→L.No.O16 COURROIE BACHE BELT COVER RIEMENABDECKUNG
[H]  [T450][T550][T650]	[H]  [T450-D][T550-D][T650-D]	[H]  [T750][T850]	[H]  [T750-D][T850-D]



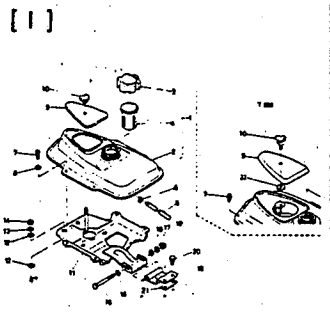
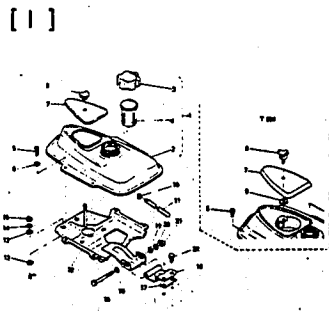
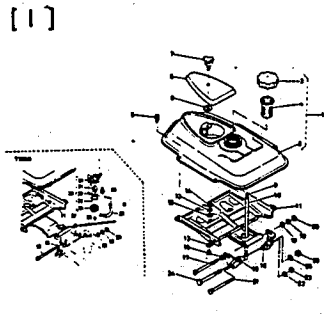
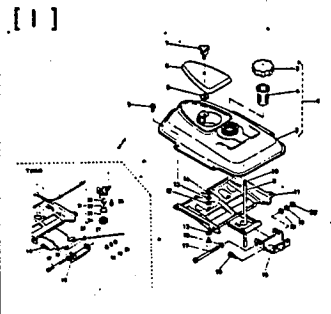
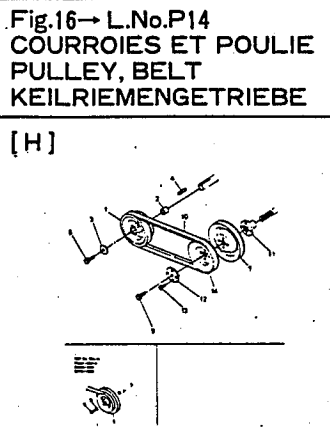
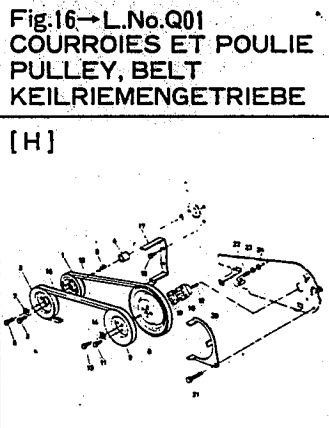
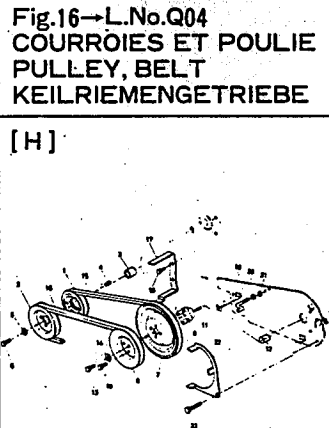
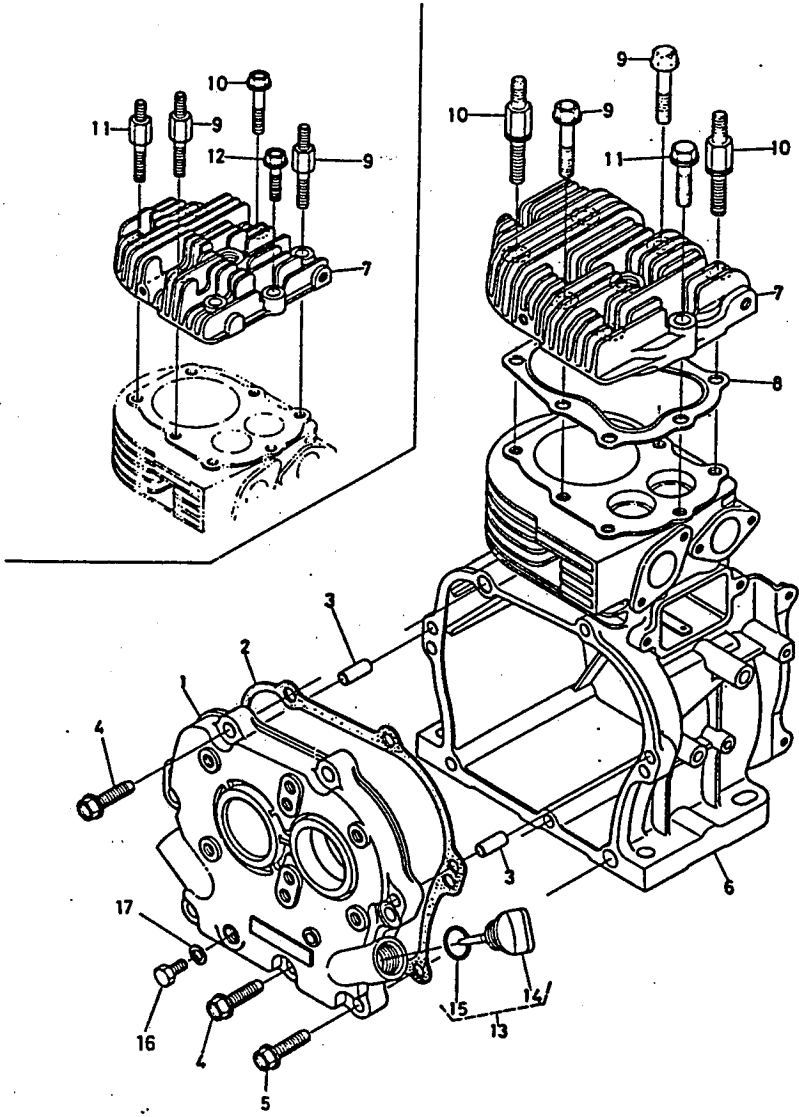
<b>LABOUREUSE</b> <b>POWER TILLER</b> [H], [I] Fig.15~16 <b>BODENFRÄSE</b>		<b>[T450(-D)][T550(-D)][T650(-D)]</b> <b>[T750(-D)][T850(-D)]</b>	
<b>Fig.15→L.No.P02</b> <b>RESERVOIR</b> <b>FUEL TANK</b> <b>KRAFTSTOFFTANK</b>	<b>Fig.15→L.No.P05</b> <b>RESERVOIR</b> <b>FUEL TANK</b> <b>KRAFTSTOFFTANK</b>	<b>Fig.15→L.No.P07</b> <b>RESERVOIR</b> <b>FUEL TANK</b> <b>KRAFTSTOFFTANK</b>	<b>Fig.15→L.No.P11</b> <b>RESERVOIR</b> <b>FUEL TANK</b> <b>KRAFTSTOFFTANK</b>
[I]	[I]	[I]	[I]
			
[T450][T550][T650]	[T450-D][T550-D][T650-D]	[T750][T850]	[T750-D][T850-D]
<b>Fig.16→L.No.P14</b> <b>COURROIES ET POULIE</b> <b>PULLEY, BELT</b> <b>KEILRIEMENGETRIEBE</b>	<b>Fig.16→L.No.Q01</b> <b>COURROIES ET POULIE</b> <b>PULLEY, BELT</b> <b>KEILRIEMENGETRIEBE</b>	<b>Fig.16→L.No.Q04</b> <b>COURROIES ET POULIE</b> <b>PULLEY, BELT</b> <b>KEILRIEMENGETRIEBE</b>	
[H]	[H]	[H]	
			
[T450(-D)][T550(-D)][T650(-D)]	[T750][T850]	[T750-D][T850-D]	

FIG.1

CYLINDRE  
CYLINDER  
ZYLINDER

[GS160]  
[GS200]  
[GS280]

GS160



B01-R

FIG.1

CYLINDRE  
CYLINDER  
ZYLINDER

[GS160]  
[GS200]  
[GS280]

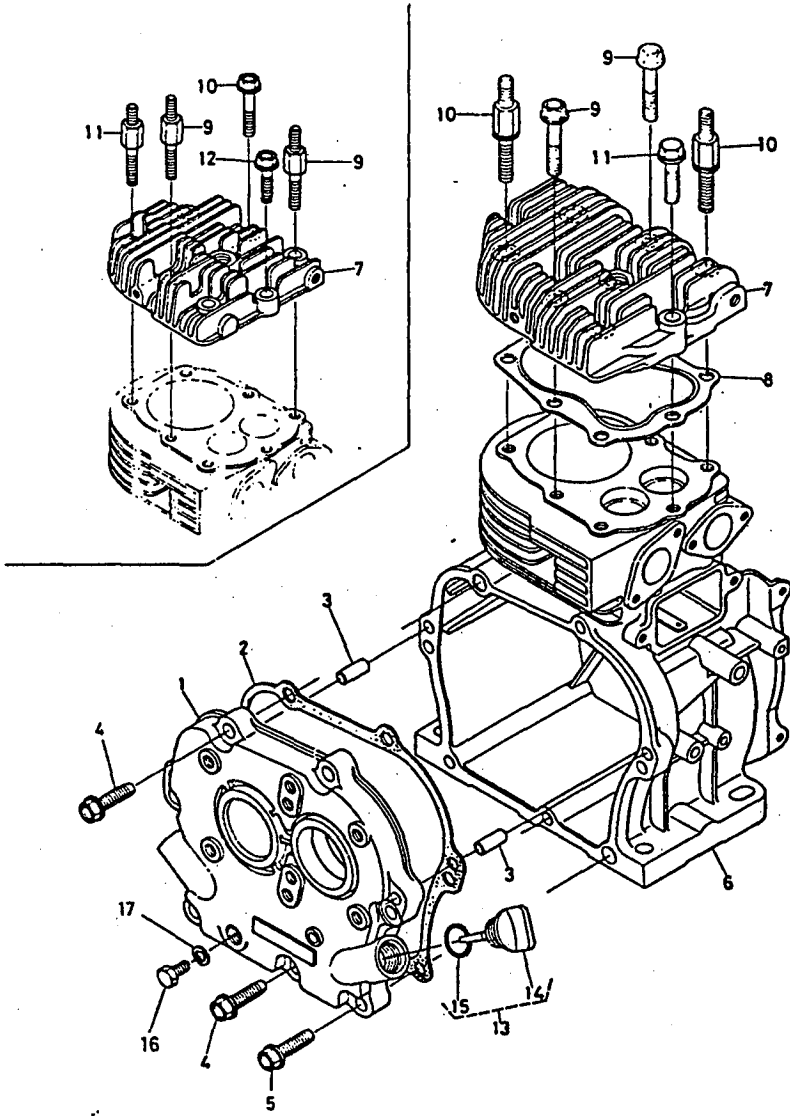
REF. No. TEIL Nr.	No. DE CODE CODE No. CODE NR.	DESCRIPTION BEZEICHNUNG	UNITE · UNIT · GERAT									INTERCHANGEABILITE INTERCHANGEABILITY AUSTAUSCHBARKEIT		REMARQUES REMARKS BEMERKUNGEN	
			GS160			GS200			GS280			NUMERO DE REVISION REVISION No. REVISION-Nr.	NUMERO DE SERIE SERIAL No. SERIAL-Nr.		
			TS	TS-2	TS-3	TS- FI	TS	TS-2	TS	TS-2	TS				TS-2
1	13931-0105-0	Carter de distribution complet ASSY CRANKCASE Kurbelgehäusedeckel	1	1	1	1									
1	13951-0105-0	Carter de distribution complet ASSY CRANKCASE Kurbelgehäusedeckel							1	1					
1	13382-0105-2	Carter de distribution complet ASSY CRANKCASE Kurbelgehäusedeckel									1	1			
2	13921-0118-0	Joint PACKING Dichtung	1	1	1	1	1	1							
2	13961-0118-0	Joint PACKING Dichtung									1	1			
3	13325-9451-0	Goujon de centrage PIN, STRAIGHT Stiff	2	2	2	2	2	2	2	2	2	2			
4	13921-9111-0	Vis BOLT Schraube	7	7	7	7	7	7							
5	13921-9112-0	Vis BOLT Schraube	2	2	2	2	2	2			8	8			
6	13931-0211-0	Cylindre complet COMP CYLINDER Zylinder kurbelgehäuse	1	1	1	1							~208483		
6	13931-0211-5	Cylindre complet COMP CYLINDER Zylinder kurbelgehäuse	1	1	1	1						13921-101	100001~	C	
6	13951-0211-4	Cylinder complet COMP CYLINDER Zylinder kurbelgehäuse							1	1			~208683		
6	13951-0211-5	Cylinder complet COMP CYLINDER Zylinder kurbelgehäuse							1	1			13921-101	100001~	C
6	13382-0211-2	Cylinder complet, éte COMP CYLINDER Zylinder kurbelgehäuse									1	1			
7	13621-0311-0	Culasse CYLINDER HEAD Zylinderkopf	1	1	1	1									
7	13955-0311-0	Culasse CYLINDER HEAD Zylinderkopf							1	1					
7	13382-0311-0	Culasse CYLINDER HEAD Zylinderkopf									1	1	~859463		

FIG.1

CYLINDRE  
CYLINDER  
ZYLINDER

[GS160]  
[GS200]  
[GS280]

GS160



**FIG.1** CYLINDRE  
CYLINDER  
ZYLINDER

[GS160]  
[GS200]  
[GS280]

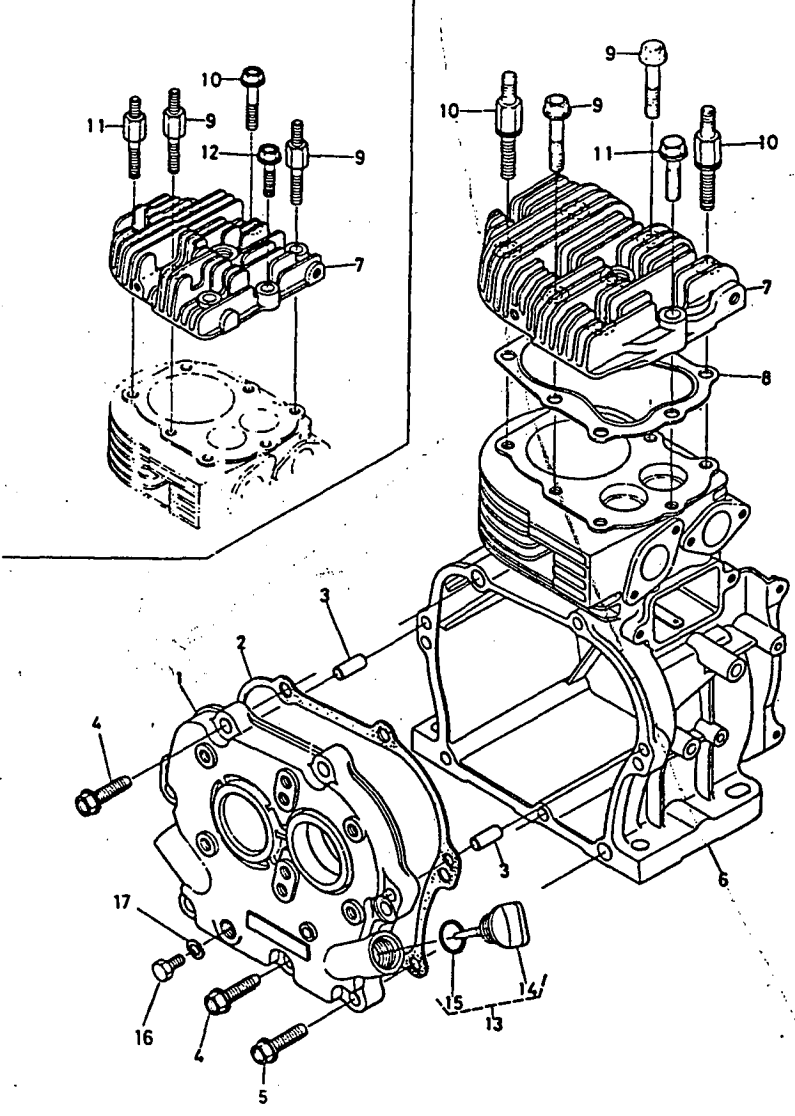
REF. No. TEIL Nr.	No. DE CODE CODE No. CODE NR.	DESCRIPTION BEZEICHNUNG	UNITÉ · UNIT · GERÄT								INTERCHANGEABILITY AUSTAUSCHBARKEIT		REMARQUES REMARKS BEMERKUNGEN	
			GS160				GS200		GS280		NUMERO DE REVISION REVISION No. REVISION-Nr.	NUMERO DE SERIE SERIAL No. SERIAL-Nr.		
			TS	TS-2	TS-3	TS- FI	TS	TS-2	TS	TS-2				
7	13425-0311-0	Culasse CYLINDER HEAD Zylinderkopf								1	1	13961-80	100001~	B
8	13921-0331-0	Joint GASKET, HEAD Zylinderkopfdichtung	1	1	1	1								
8	13941-0331-0	Joint GASKET, HEAD Zylinderkopfdichtung							1	1				
8	13961-0331-0	Joint GASKET, HEAD Zylinderkopfdichtung								1	1			
9	13621-0346-2	Vis BOLT, HEAD Schraube	4	4	4	4								
9	13631-0345-0	Vis BOLT, HEAD Schraube							3	3				
9	13961-0345-0	Vis BOLT, HEAD Schraube								4	4			
10	13624-0347-2	Vis BOLT, HEAD Schraube	1	1	1	1								
10	13181-0346-2	Vis BOLT, HEAD Schraube							3	3				
10	13382-0346-0	Vis BOLT, HEAD Schraube								1	1			
11	13621-0345-0	Vis BOLT, HEAD Schraube	1	1	1	1								
11	13631-0347-0	Vis BOLT, HEAD Schraube							1	1				
11	13382-0347-0	Vis BOLT, HEAD Schraube								2	2			
12	13931-0347-0	Vis BOLT, HEAD Schraube	1	1	1	1								
13	13901-3308-0	Bouchon de complet ASSY PLUG, OIL FILLER Verschluß, öleinfüllstutzen	2	2	2	2								⑭, ⑮
13	13641-3308-0	Bouchon de complet ASSY PLUG, OIL FILLER Verschluß, öleinfüllstutzen							2	2				⑭, ⑮

CYLINDRE  
CYLINDER  
ZYLINDER

[GS160]  
[GS200]  
[GS280]

FIG.1

GS160



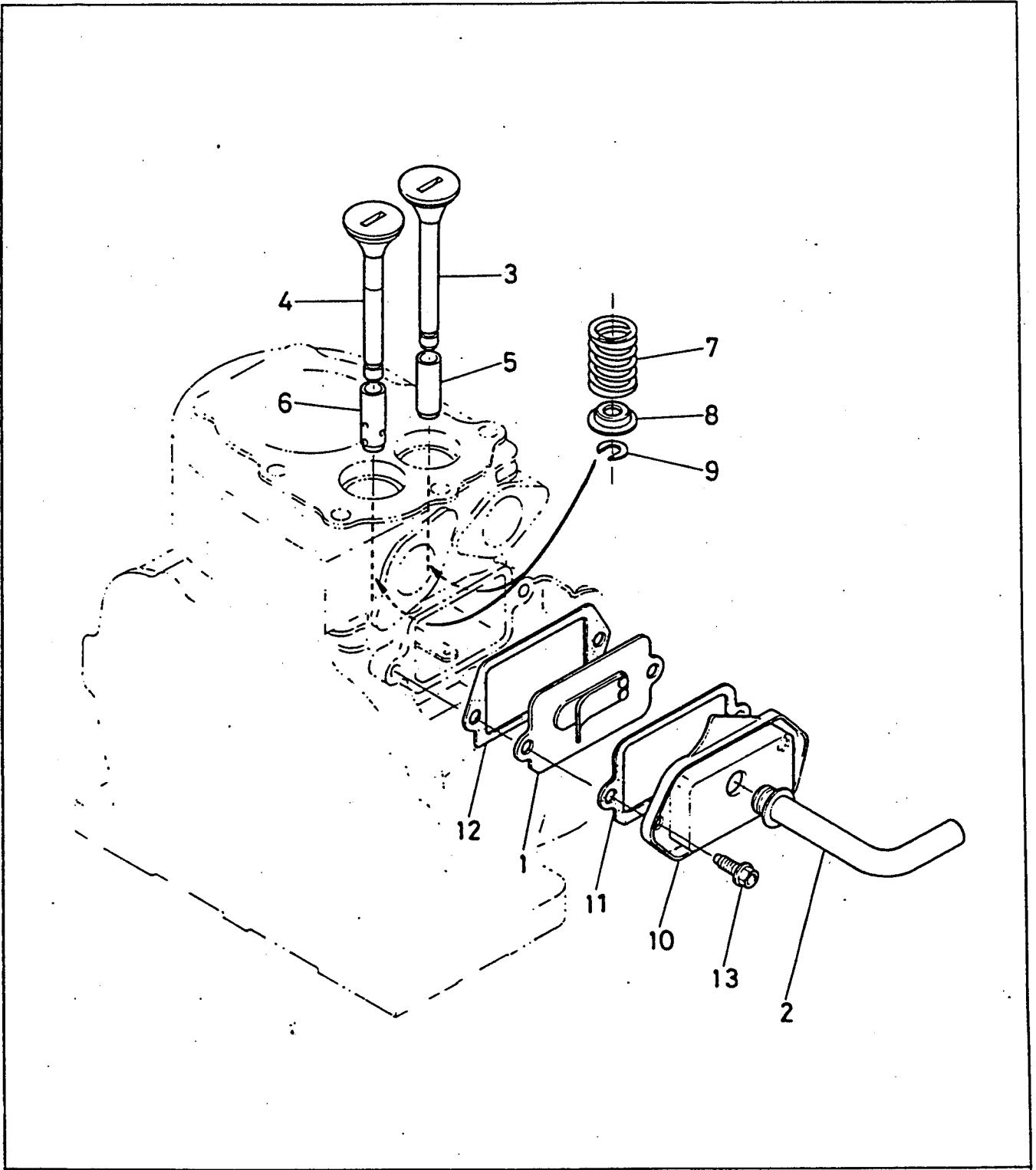


B04-L

FIG.2

CLAPET  
BREATHER  
GASWECHSELVENTILE

[GS160]  
[GS200]  
[GS280]





B04-R

FIG.2

CLAPET  
BREATHER  
GASWECHSELVENTILE

[GS160]  
[GS200]  
[GS280]

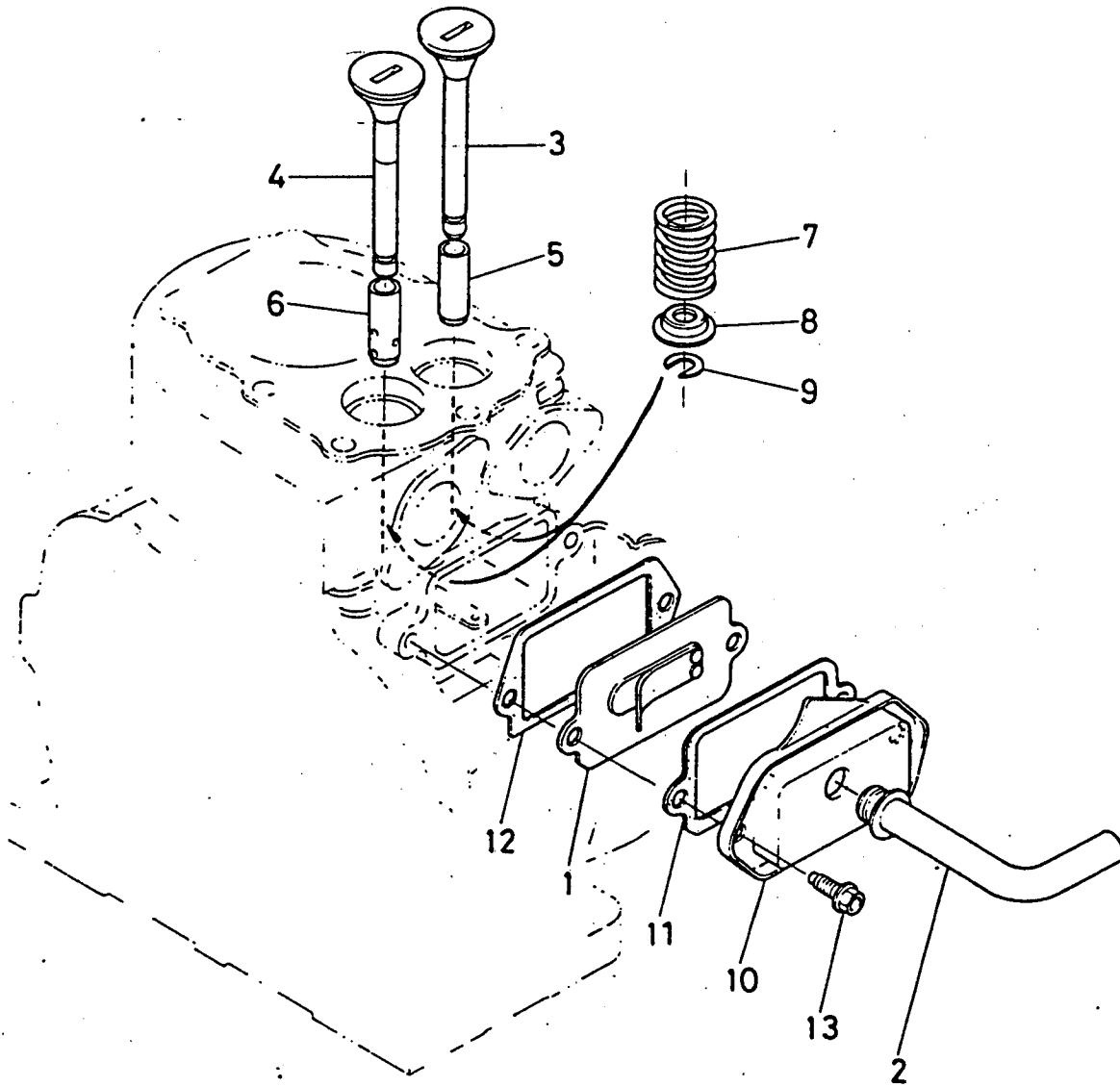
REF. No. TEIL Nr.	No. DE CODE CODE No. CODE NR.	DESCRIPTION BEZEICHNUNG	UNITÉ · UNIT · GERÄT									INTERCHANGEABILITE AUSTAUSCHBARKEIT		REMARQUES REMARKS BEMERKUNGEN
			GS160			GS200			GS280			NUMERO DE REVISION REVISION No. REVISION-Nr.	NUMERO DE SERIE SERIAL No. SERIAL-Nr.	
			TS	TS-2	TS-3	TS- FI	TS	TS-2	TS	TS-2	TS			
1	13621-0501-0	Clapet complet, éte ASSY BREATHER Entlüftungsventil	1	1	1	1	1	1						
1	13961-0501-0	Clapet complet, éte ASSY BREATHER Entlüftungsventil									1	1	~④100444	
1	13961-0501-3	Clapet complet, éte ASSY BREATHER Entlüftungsventil									1	1	13961-111 ④100445~	
2	13931-0551-0	Tube caoutchouc PIPE, BREATHER Entlüftungsrohr	1	1	1	1	1	1						
2	13932-0551-0	Tube caoutchouc PIPE, BREATHER Entlüftungsrohr	1	1	1	1	1	1						
2	13381-0551-0	Tube caoutchouc PIPE, BREATHER Entlüftungsrohr									1	1		
3	13921-1311-0	Soupape admission VALVE, INLET Einlaßventil	1	1	1	1								
3	13631-1311-0	Soupape admission VALVE, INLET Einlaßventil							1	1				
3	13961-1311-0	Soupape admission VALVE, INLET Einlaßventil									1	1		
4	13921-1391-0	Soupape echappement VALVE, EXHAUST Auslaßventil	1	1	1	1								
4	13952-1312-0	Soupape echappement VALVE, EXHAUST Auslaßventil							1	1				
4	13961-1391-0	Soupape echappement VALVE, EXHAUST Auslaßventil									1	1		
5	13621-1354-0	Guide GUIDE, INLET VALVE Einlaßventilführung	1	1	1	1								
5	13631-1395-0	Guide GUIDE, INLET VALVE Einlaßventilführung							1	1				
5	13961-1395-0	Guide GUIDE, INLET VALVE Einlaßventilführung									1	1		

B05-L

FIG.2

CLAPET  
BREATHER  
GASWECHSELVENTILE

(GS160)  
(GS200)  
(GS280)



B05-R

FIG.2

CLAPET  
BREATHER  
GASWECHSELVENTILE

[GS160]  
[GS200]  
[GS280]

REF. No. TEIL Nr.	No. DE CODE CODE No. CODE NR.	DESCRIPTION BEZEICHNUNG	UNITÉ · UNIT · GERÄT								INTERCHANGEABILITY AUSTAUSCHBARKEIT		REMARQUES REMARKS BEMERKUNGEN
			GS160				GS200		GS280		NUMERO DE REVISION REVISION No. REVISION-Nr.	NUMERO DE SERIE SERIAL No. SERIAL-Nr.	
			TS	TS-2	TS-3	TS- FI	TS	TS-2	TS	TS-2			
6	13621-1356-0	Guide GUIDE, EXHAUST VALVE Auslaßventilführung	1	1	1	1							
6	13631-1396-0	Guide GUIDE, EXHAUST VALVE Auslaßventilführung						1	1				
6	13961-1396-0	Guide GUIDE, EXHAUST VALVE Auslaßventilführung								1	1		
7	13501-1324-0	Ressort SPRING Feder	2	2	2	2	2	2	2				
7	13641-1324-0	Ressort SPRING Feder								2	2		
8	13241-1336-0	Couple RETAINER Haltering	2	2	2	2	2	2	2				
8	13641-1333-0	Couple RETAINER Haltering								2	2		
9	13268-1345-0	Clavette COLLET Klemmscheibe	2	2	2	2	2	2	2	2	2		
10	13921-1381-0	Couvercle COVER Deckel	1	1	1	1	1	1	1			~603071	
10	12231-1381-0	Couvercle COVER Deckel	1	1	1	1	1	1	1		13921-59	100001~	
10	13961-1381-0	Couvercle COVER Deckel								1	1		
11	13621-1382-0	Joint PACKING Dichtung	1	1	1	1	1	1	1				
11	13961-1382-0	Joint PACKING Dichtung								1	1		
12	13921-1382-0	Joint PACKING Dichtung	1	1	1	1	1	1	1				
12	12201-1382-0	Joint PACKING Dichtung	1	1	1	1	1	1	1				

B06-L

FIG.2

CLAPET  
BREATHER  
GASWECHSELVENTILE

[GS160]  
[GS200]  
[GS280]

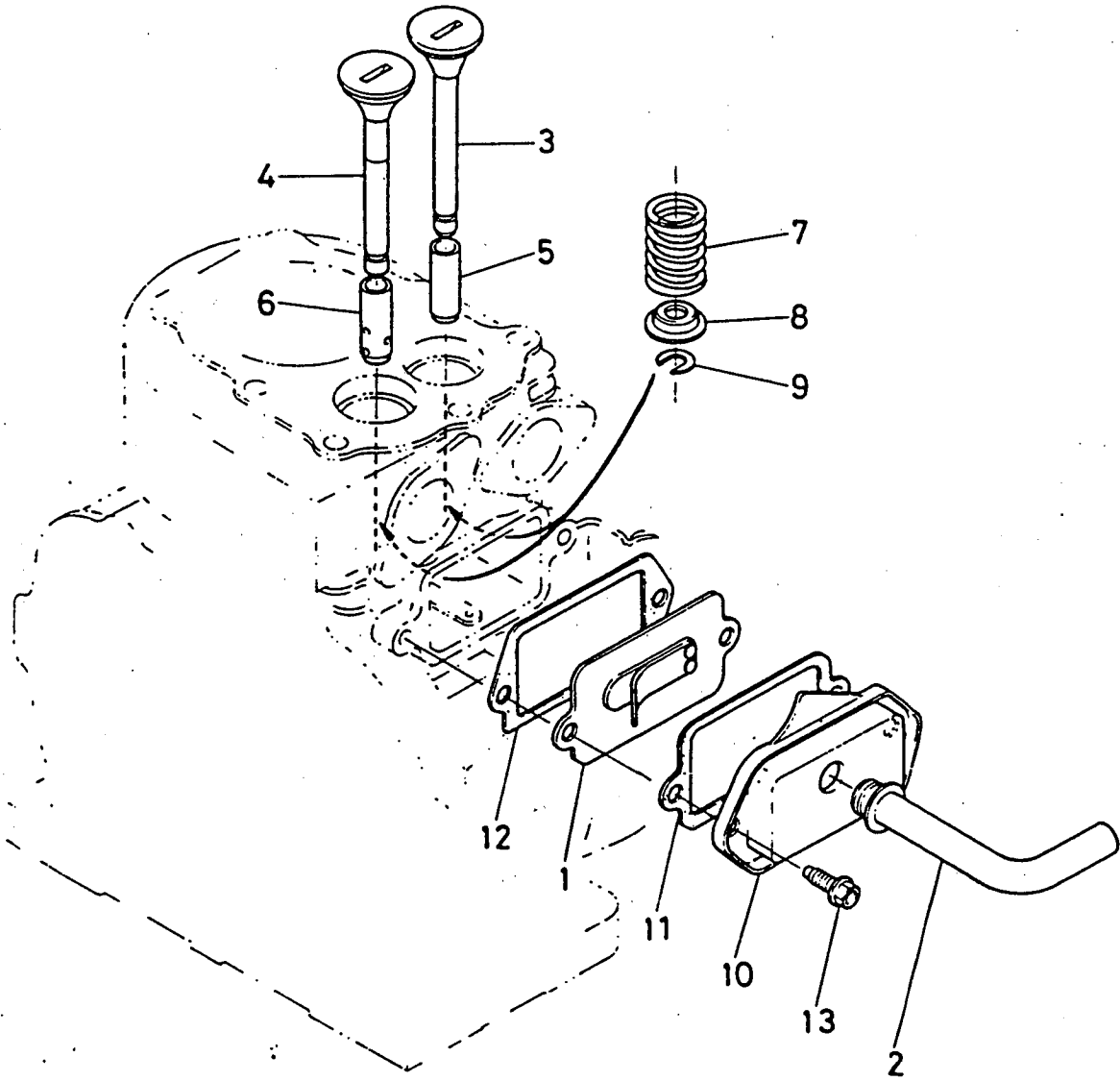
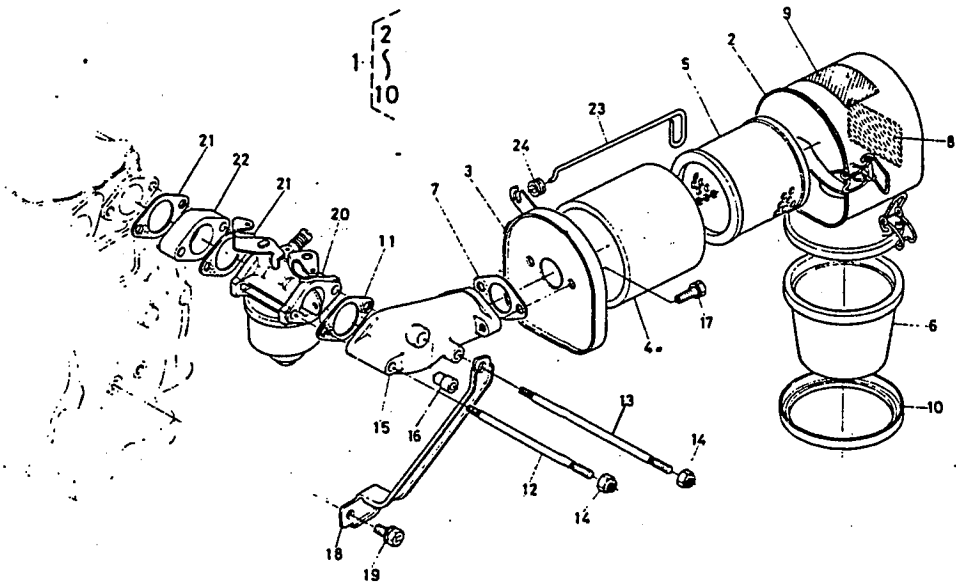




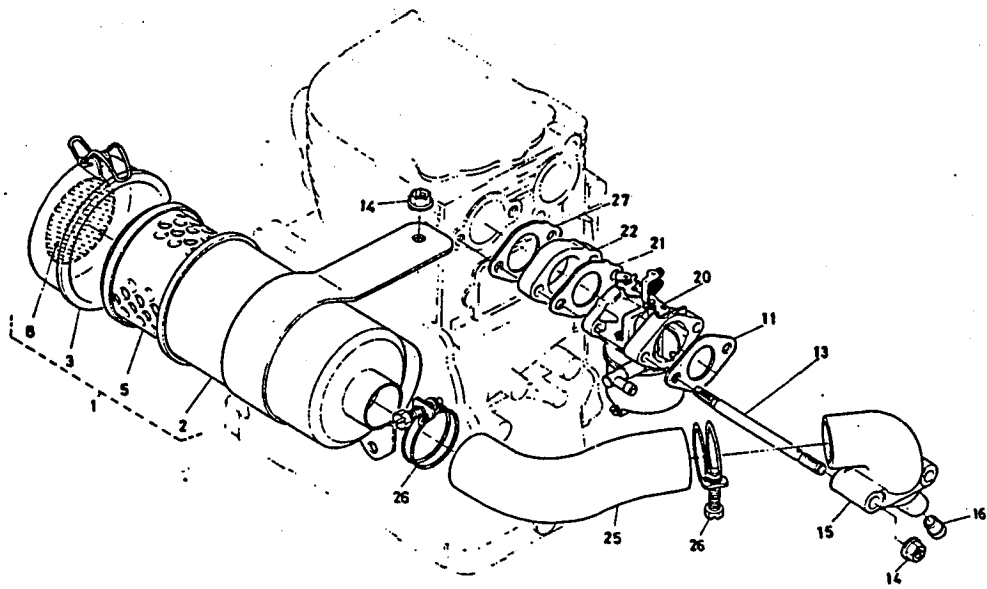
FIG.3

FILTRE A AIR  
AIR CLEANER  
LUFTFILTER

[GS160]  
[GS200]  
[GS280]



[GS160]  
[GS200]



[GS280]

B07-R

FIG.3

FILTRE A AIR  
AIR CLEANER  
LUFTFILTER

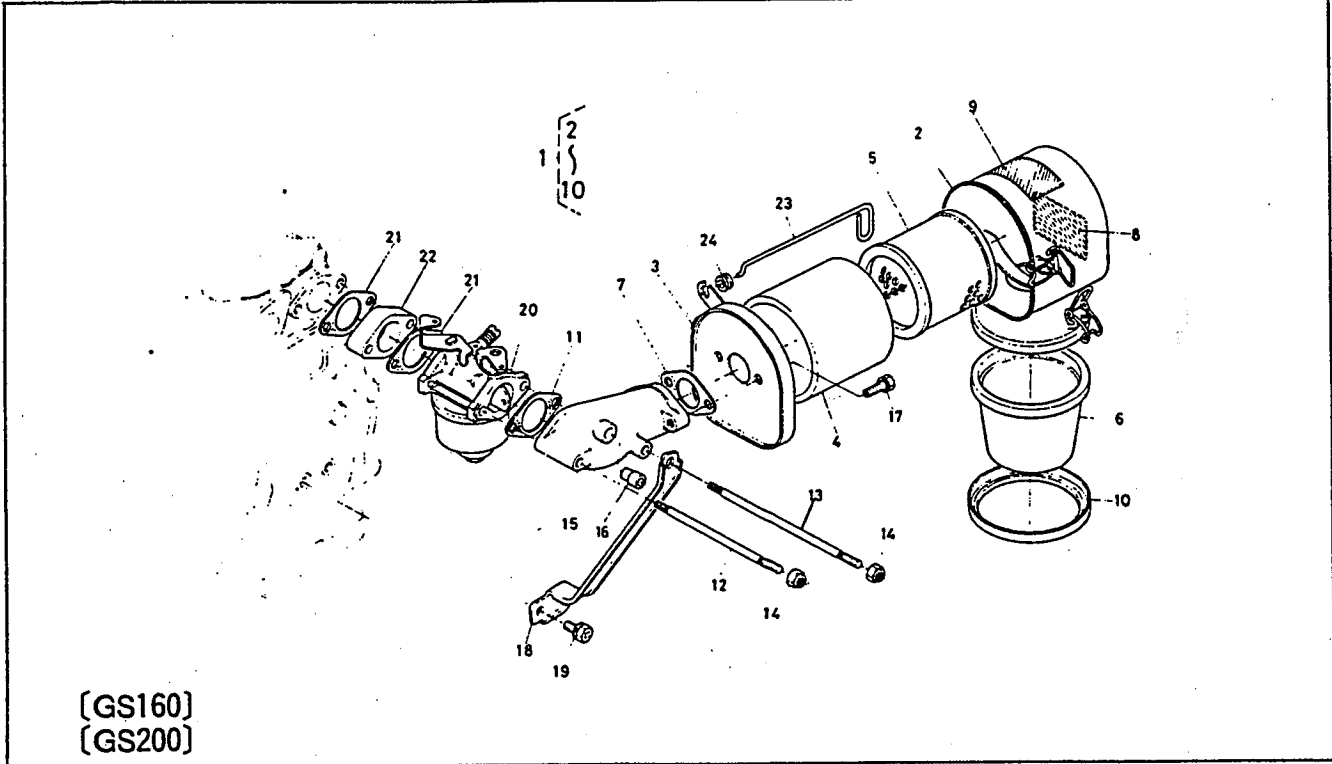
[GS160]  
[GS200]  
[GS280]

REF. No. TEIL Nr.	No. DE CODE CODE No. CODE NR.	DESCRIPTION BEZEICHNUNG	UNITÉ · UNIT · GERÄT								INTERCHANGEABILITE INTERCHANGEABILITY AUSTAUSCHBARKEIT		REMARQUES REMARKS BEMERKUNGEN	
			GS160				GS200		GS280		NUMERO DE REVISION REVISION No. REVISION-Nr.	NUMERO DE SERIE SERIAL No. SERIAL-Nr.		
			TS	TS-2	TS-3	TS- FI	TS	TS-2	TS	TS-2				
1	13954-1101-3	Filtre a air complet ASSY CLEANER, AIR Luftfilter, zusammengebaut	1					1						②~⑩
1	13959-1101-3	Filtre a air complet ASSY CLEANER, AIR Luftfilter, zusammengebaut		1					1					②~⑩
1	13382-1101-0	Filtre a air complet ASSY CLEANER, AIR Luftfilter, zusammengebaut								1				②, ③, ⑤, ⑧
1	13389-1101-0	Filtre a air complet ASSY CLEANER, AIR Luftfilter, zusammengebaut									1			
1	12336-1101-0	Filtre a air complet ASSY CLEANER, AIR Luftfilter, zusammengebaut				1								
1	12335-1101-0	Filtre a air complet ASSY CLEANER, AIR Luftfilter, zusammengebaut					1							
2	13955-1115-2	Boîte complet COMP CASE Gehäuse, komplett	1	1				1	1				~813577	
2	13954-1115-0	Boîte complet COMP CASE Gehäuse, komplett	1					1			13941-82	813578~		
2	13959-1115-0	Boîte complet COMP CASE Gehäuse, komplett		1					1		13941-82	813578~		
2	13382-1115-0	Boîte complet COMP CASE Gehäuse, komplett								1	1			
2	13959-1115-0	Boîte complet COMP CASE Gehäuse, komplett					1							
3	13955-1116-0	Planche complet COMP PLATE Platte, komplett	1	1	1	1	1	1	1				~813577	
3	13955-1116-2	Planche complet COMP PLATE Platte, komplett	1	1	1	1	1	1	1		13941-82	813578~		C
3	13382-1116-0	Couvercle de filtre à air COVER, AIR CLEANER Abdeckung								1	1			
4	13955-1121-0	Tamis filtre à air 2 ELEMENT 2 Filtereinsatz 2	1	1	1	1	1	1	1				~813577	
4	13134-1121-0	Tamis filtre à air 2 ELEMENT 2 Filtereinsatz 2	1	1	1	1	1	1	1		13941-82	813578~		C

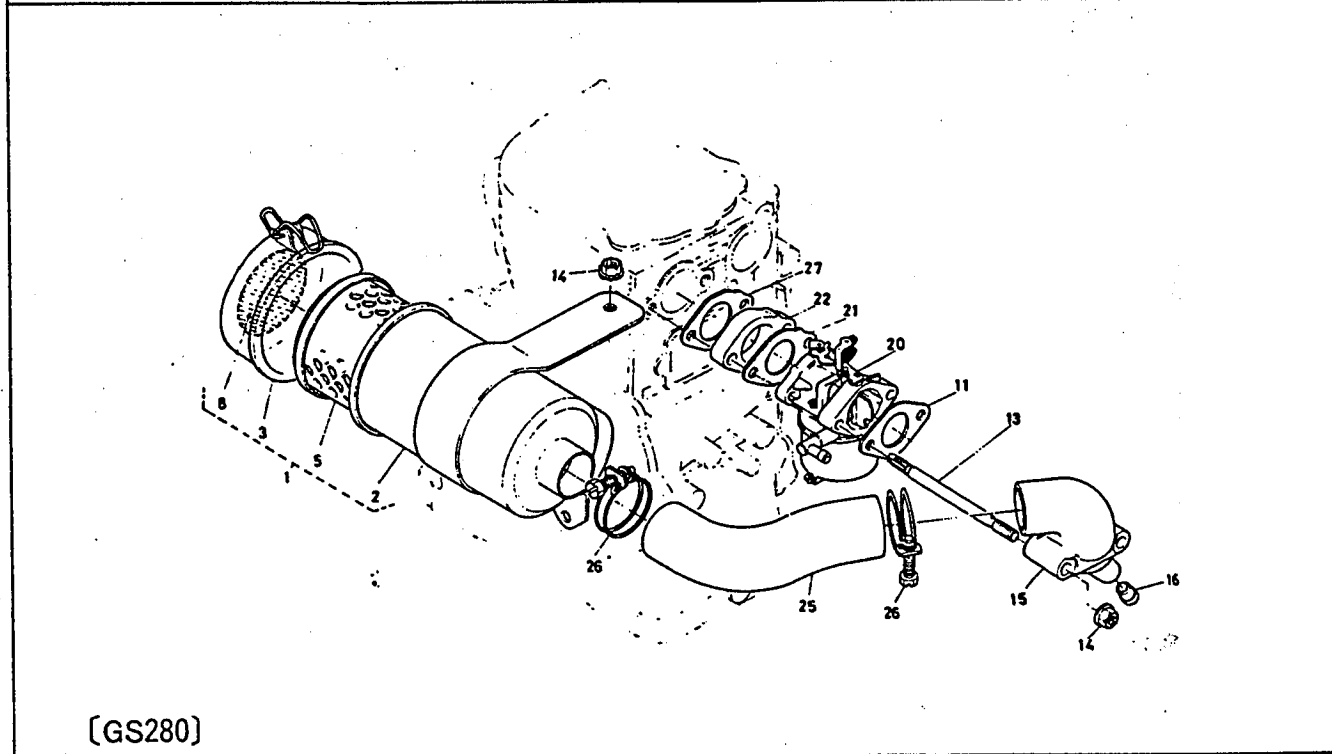
FIG.3

FILTRE A AIR  
AIR CLEANER  
LUFTFILTER

[GS160]  
[GS200]  
[GS280]



[GS160]  
[GS200]



[GS280]



B08-R

FIG.3

FILTRE A AIR  
AIR CLEANER  
LUFFILTER

[GS160]  
[GS200]  
[GS280]

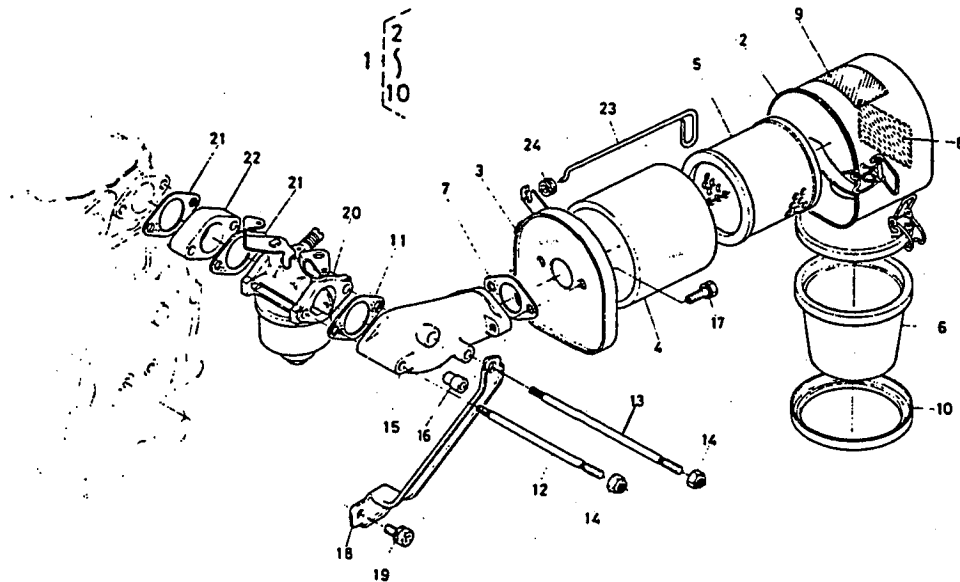
REF. No. TEIL Nr.	No. DE CODE CODE No. CODE NR.	DESCRIPTION BEZEICHNUNG	UNITÉ · UNIT · GERÄT									INTERCHANGEABILITE INTERCHANGEABILITY AUSTAUSCHBARKEIT		REMARQUES REMARKS BEMERKUNGEN
			GS160			GS200			GS280			NUMERO DE REVISION REVISION No. REVISION-Nr.	NUMERO DE SERIE SERIAL No. SERIAL-Nr.	
			TS	TS-2	TS-3	TS- FI	TS	TS-2	TS	TS-2	TS			
5	13955-1118-0	Tamis filtre à air complet COMP ELEMENT, 2 Filtereinsatz 2, komplett	1	1	1	1	1	1					~813577	
5	13134-1118-0	Tamis filtre à air complet COMP ELEMENT, 2 Filtereinsatz 2, komplett	1	1	1	1	1	1				13941-82	813578~	C
5	13382-1108-0	Tamis filtre à air complet ASSY ELEMENT, 2 Filtereinsatz 2, komplett								1	1			
6	13955-1120-0	Couvercle complet COMP COVER, dust Abdeckung, komplett	1	1	1	1	1	1					~813577	
6	13134-1120-0	Couvercle complet COMP COVER, dust Abdeckung, komplett	1	1	1	1	1	1				13941-82	813578~	
7	13955-1151-0	Emballage PACKING Dichtung	1	1		1	1	1						
7	12313-1151-0	Emballage PACKING Dichtung			1									
8	13954-8745-0	Etiquette LABEL, AIR CLEANER Beschriftung, luftfilter	1			1							~813577	
8	13954-8745-2	Etiquette LABEL, AIR CLEANER Beschriftung, luftfilter	1			1						13941-82	813578~	
8	13959-8845-0	Etiquette LABEL, AIR CLEANER Beschriftung, luftfilter		1				1					~813577	
8	13959-8845-2	Etiquette LABEL, AIR CLEANER Beschriftung, luftfilter		1				1				13941-82	813578~	
8	13382-8845-0	Etiquette LABEL, AIR CLEANER Beschriftung, luftfilter							1					
8	13389-8845-0	Etiquette LABEL, AIR CLEANER Beschriftung, luftfilter								1				
8	12335-8745-0	Etiquette LABEL, AIR CLEANER Beschriftung, luftfilter				1								
9	13907-8828-0	Marque MARK, CHOKE Beschriftung, choke	1	1	1	1	1	1					~813577	
9	13954-8828-0	Marque MARK, CHOKE Beschriftung, choke	1	1	1	1	1	1				13941-82	813578~	

B09-L

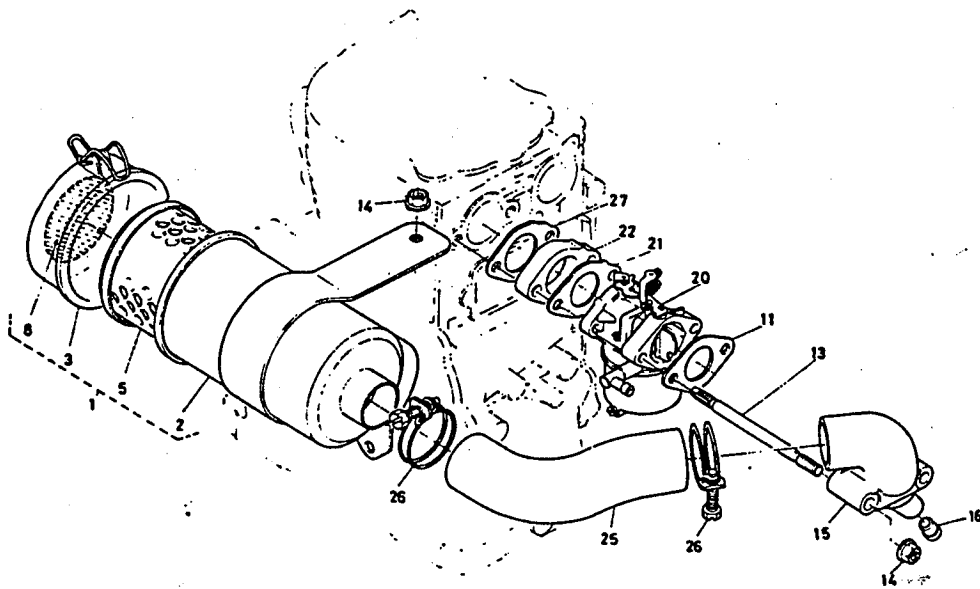
FIG.3

FILTRE A AIR  
AIR CLEANER  
LUFTFILTER

[GS160]  
[GS200]  
[GS280]



[GS160]  
[GS200]



[GS280]

FIG.3

FILTRE A AIR  
AIR CLEANER  
LUFTFILTER

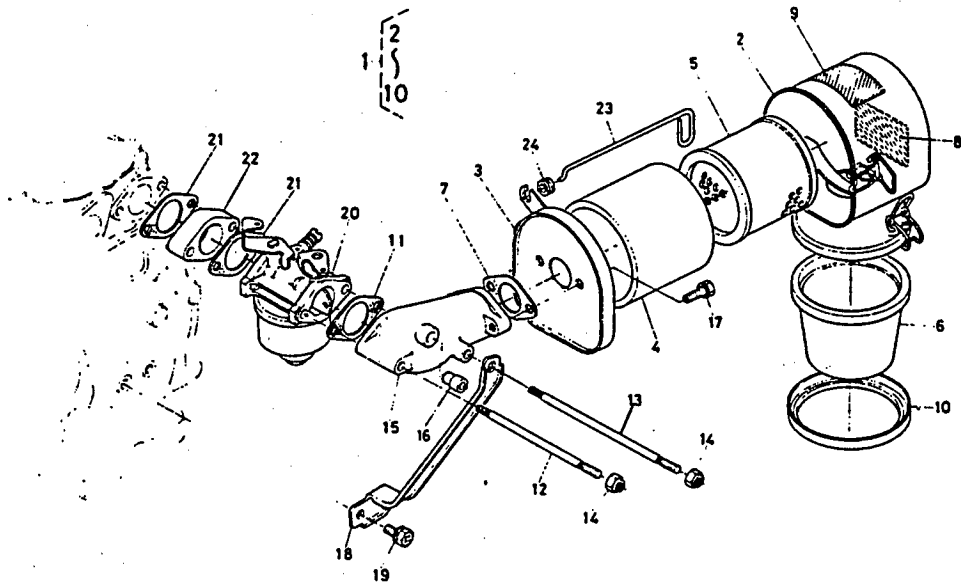
(GS160)  
(GS200)  
(GS280)

REF. No. TEIL Nr.	No. DE CODE CODE No. CODE NR.	DESCRIPTION BEZEICHNUNG	UNITÉ · UNIT · GERÄT						INTERCHANGEABILITE INTERCHANGEABILITY AUSTAUSCHBARKEIT		REMARQUES REMARKS BEMERKUNGEN
			GS160		GS200		GS280		NUMERO DE REVISION REVISION No. REVISION-Nr.	NUMERO DE SERIE SERIAL No. SERIAL-Nr.	
			TS	TS-2	TS-3	TS- FI	TS	TS-2			
10	13955-1123-0	Bague									
		RING, RETAINER	1	1	1	1	1	1		~813577	
		Haltering									
10	13134-1123-0	Bague									
		RING, RETAINER	1	1	1	1	1	1	13941-82	813578~	
		Haltering									
11	13901-1151-0	Emballage									
		PACKING, AIR CLEANER	1	1	1	1	1	1		~813577	
		Dichtung									
11	13932-1151-0	Emballage									
		PACKING, AIR CLEANER	1	1	1	1	1	1	13941-82	813578~	
		Dichtung									
11	13961-1151-0	Emballage									
		PACKING, AIR CLEANER						1	1		
		Dichtung									
12	13931-9151-0	Goujon									
		STUD	1	1	1	1	1	1			
		Gewindestange									
12	13932-9151-0	Goujon									
		STUD	1	1	1	1	1	1			
		Gewindestange									
13	13931-9152-0	Goujon									
		STUD	1	1	1	1	1	1			
		Gewindestange									
13	13955-9152-0	Goujon									
		STUD	1	1	1	1	1	1	13921-80 13941-40		
		Gewindestange									
13	13932-9152-0	Goujon									
		STUD	1	1	1	1	1	1			
		Gewindestange									
13	13381-9152-0	Goujon									
		STUD						2	2		
		Gewindestange									
14	13901-9201-0	Ecrou									
		NUT	2	2		2	2	2			
		Mutter									
14	13961-9201-0	Ecrou									
		NUT						3	3	~711223	
		Mutter									
14	13961-9201-0	Ecrou									
		NUT						2	2	13961-64	
		Mutter								711228~	
14	02014-50060	Ecrou									
		NUT				4					
		Mutter									

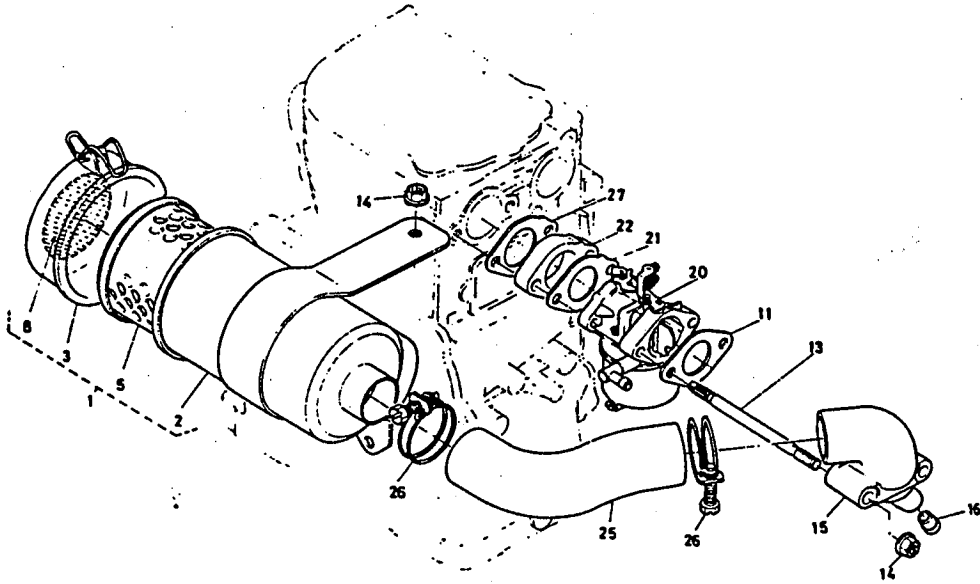
FIG.3

FILTRE A AIR  
AIR CLEANER  
LUFTFILTER

[GS160]  
[GS200]  
[GS280]



[GS160]  
[GS200]



[GS280]

FIG.3

FILTRE A AIR  
AIR CLEANER  
LUFTFILTER

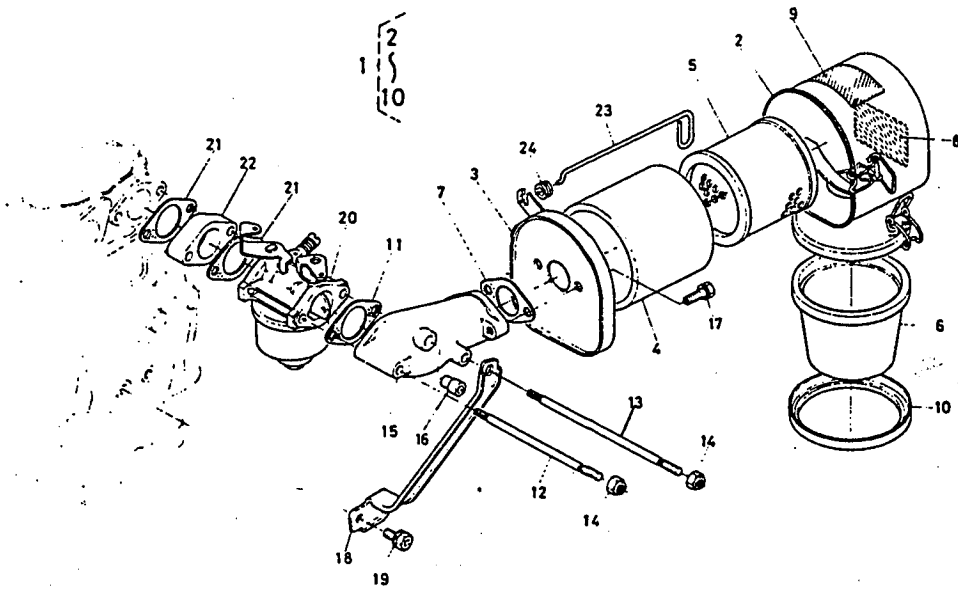
[GS160]  
[GS200]  
[GS280]

REF. No. TEIL Nr.	No. DE CODE CODE No. CODE NR.	DESCRIPTION BEZEICHNUNG	UNITÉ · UNIT · GERÄT								INTERCHANGEABILITE INTERCHANGEABILITY AUSTAUSCHBARKEIT		REMARQUES REMARKS BEMERKUNGEN
			GS160			GS200			GS280		NUMERO DE REVISION REVISION No. REVISION-Nr.	NUMERO DE SERIE SERIAL No. SERIAL-Nr.	
			TS	TS-2	TS-3	TS- FI	TS	TS-2	TS	TS-2			
15	13932-1161-3	Coude filtre à air ELBOW, AIR CLEANER Krümmer	1	1									
15	13955-1161-3	Coude filtre à air ELBOW, AIR CLEANER Krümmer					1	1					
15	13382-1161-0	Coude filtre à air ELBOW, AIR CLEANER Krümmer							1	1			
15	12336-1161-0	Coude filtre à air ELBOW, AIR CLEANER Krümmer			1								
16	13572-0555-0	Joint JOINT Verschlußschraube	1	1	1	1	1	1					
16	13242-0555-0	Joint JOINT Verschlußschraube							1	1			
17	01202-50612	Vis BOLT Schraube	2	2	2	2	2	2					
18	13931-1157-0	Support STAY, AIR CLEANER Strebe	1	1	1	1							
18	13955-1157-0	Support STAY, AIR CLEANER Strebe					1	1					
19	13901-9102-0	Vis BOLT Schraube	1	1	1	1							
19	13631-9113-0	Vis BOLT Schraube					1	1					
20	13932-4401-2	Corburateur ASSY CARBURETOR Vergaser, komplett	1	1	1	1							
20	13955-4401-0	Corburateur ASSY CARBURETOR Vergaser, komplett					1	1					
20	13382-4401-2	Corburateur ASSY CARBURETOR Vergaser, komplett							1	1			
21	13901-4611-0	Emballage PACKING Dichtung	2	2	2	2	2	2					
21	13961-4611-0	Emballage PACKING Dichtung							1	1			

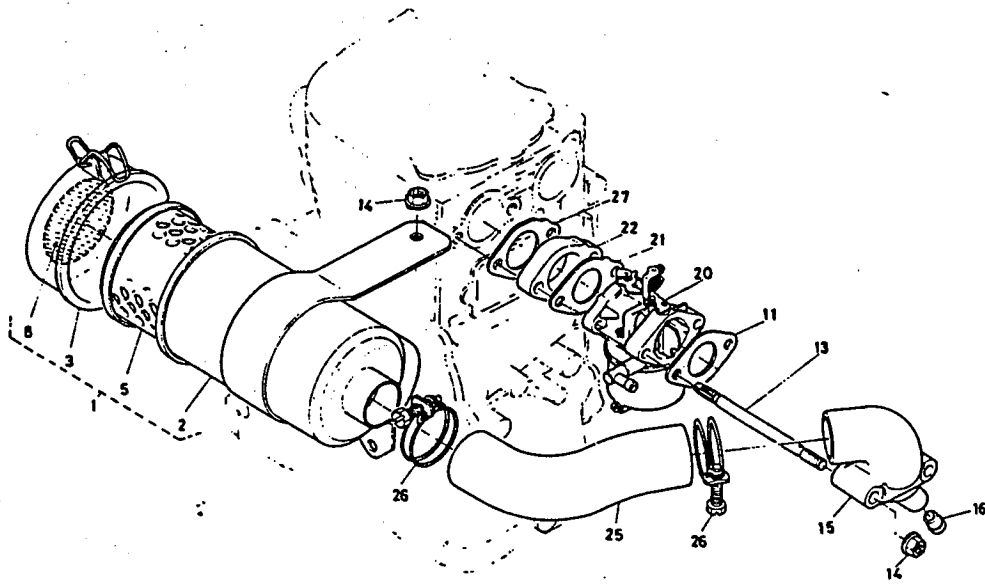
FIG.3

FILTRE A AIR  
AIR CLEANER  
LUFTFILTER

[GS160]  
[GS200]  
[GS280]



[GS160]  
[GS200]



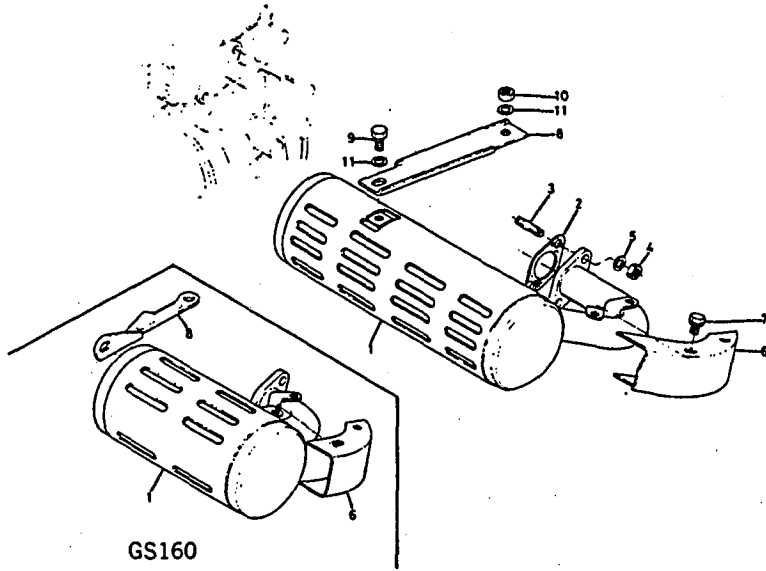
[GS280]



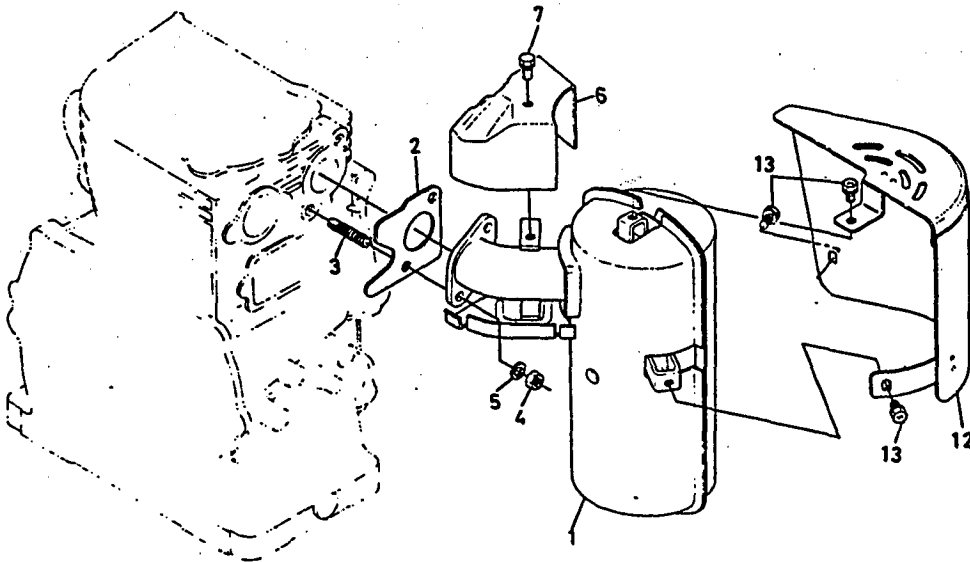
FIG.4

SILENCIEUX  
MUFFLER  
AUSPUFFTOPF

[GS160]  
[GS200]  
[GS280]



[GS160]  
[GS200]



[GS280]



B12-R

[GS160]  
[GS200]  
[GS280]

FIG.4

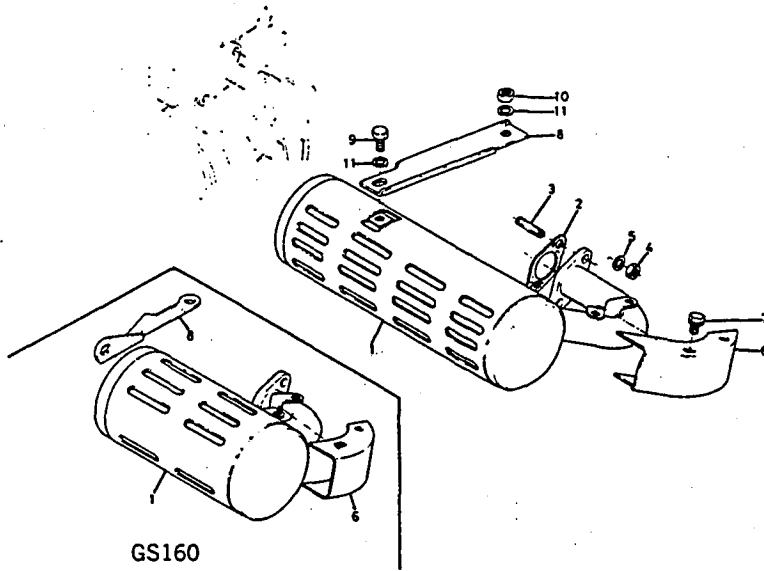
SILENCIEUX  
MUFFLER  
AUSPUFFTOPF

REF. No. TEIL Nr.	No. DE CODE CODE No. CODE NR.	DESCRIPTION BEZEICHNUNG	UNITÉ · UNIT · GERÄT								INTERCHANGEABILITE INTERCHANGEABILITY AUSTAUSCHBARKEIT		REMARQUES REMARKS BEMERKUNGEN
			GS160				GS200		GS280		NUMERO DE REVISION REVISION No. REVISION-Nr.	NUMERO DE SERIE SERIAL No. SERIAL-Nr.	
			TS	TS-2	TS-3	TS- FI	TS	TS-2	TS	TS-2			
1	13932-1211-0	Silencieux complet COMP MUFFLER Auspuff, komplett	1										
1	13939-1211-0	Silencieux complet COMP MUFFLER Auspuff, komplett		1		1							
1	13955-1211-0	Silencieux complet COMP MUFFLER Auspuff, komplett						1					
1	13959-1211-0	Silencieux complet COMP MUFFLER Auspuff, komplett							1				
1	13382-1212-0	Silencieux complet COMP MUFFLER Auspuff, komplett								1		~A100310	
1	13382-1212-2	Silencieux complet COMP MUFFLER Auspuff, komplett								1	13961-107	100001~	B
1	13389-1212-0	Silencieux complet COMP MUFFLER Auspuff, komplett										1	
1	13939-1211-0	Silencieux complet COMP MUFFLER Auspuff, komplett				1							
2	13921-1223-2	Emballage PACKING, MUFFLER Dichtung	1	1	1	1							
2	13921-1223-2	Emballage PACKING, MUFFLER Dichtung	1	1	1	1							
2	13941-1223-2	Emballage PACKING, MUFFLER Dichtung						1	1				
2	13941-1223-2	Emballage PACKING, MUFFLER Dichtung						1	1				
2	13961-1223-0	Emballage PACKING, MUFFLER Dichtung								1	1		
3	13621-9155-0	Goujon STUD Stiftschraube	2	2	2	2							
3	13941-9151-0	Goujon STUD Stiftschraube						2	2				
3	13961-9151-0	Goujon STUD Stiftschraube								2	2		

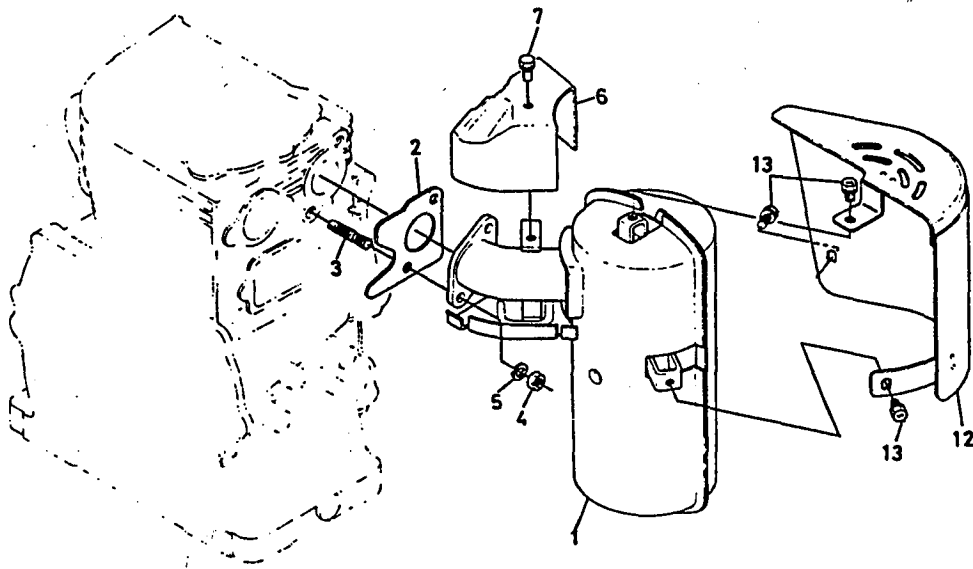
FIG.4

SILENCIEUX  
MUFFLER  
AUSPUFFTOPF

[GS160]  
[GS200]  
[GS280]



[GS160]  
[GS200]



[GS280]

B13-R

FIG.4

SILENCIEUX  
MUFFLER  
AUSPUFFTOPF

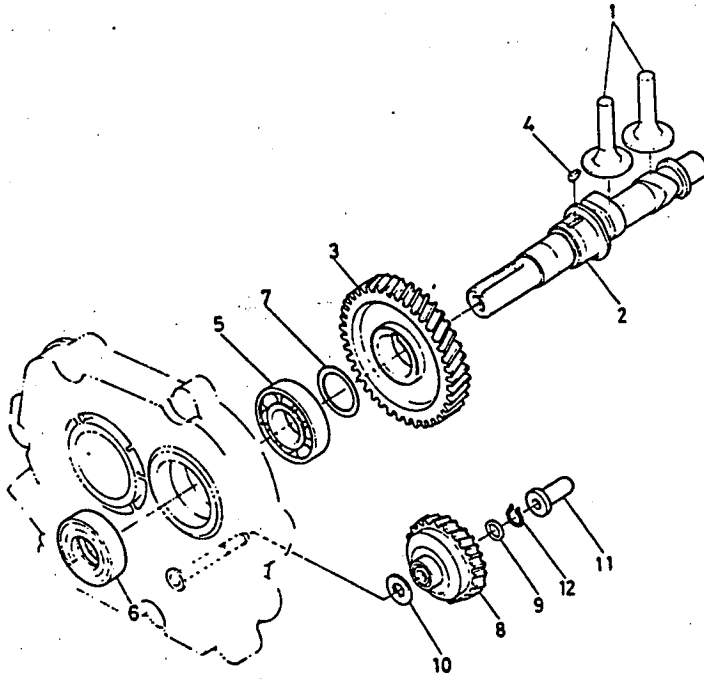
[GS160]  
[GS200]  
[GS280]

REF. No. TEIL Nr.	No. DE CODE CODE No. CODE NR.	DESCRIPTION BEZEICHNUNG	UNITÉ · UNIT · GERÄT						INTERCHANGEABILITY INTERCHANGEABILITY AUSTAUSCHBARKEIT		REMARQUES REMARKS BEMERKUNGEN
			GS160		GS200		GS280		NUMERO DE REVISION REVISION-Nr.	NUMERO DE SERIE SERIAL-Nr.	
			TS	TS-2	TS-3	TS- FI	TS	TS-2			
4	02014-50060	Ecrou ..... NUT ..... Mutter	2	2	2	2					
4	02114-50080	Ecrou ..... NUT ..... Mutter					2	2	2	2	
5	04512-50060	Rondelle ..... WASHER, SPRING ..... Federring	2	2	2	2					
5	04512-50080	Rondelle ..... WASHER, SPRING ..... Federring					2	2	2	2	
6	13932-1246-0	Couvercle ..... COVER ..... Abdeckung	1	1	1	1					
6	13955-1246-0	Couvercle ..... COVER ..... Abdeckung					1	1			
6	13961-1272-0	Couvercle ..... COVER ..... Abdeckung							1	1	
7	01202-50610	Vis ..... BOLT ..... Schraube	2	2	2	2	2	2	1	1	
8	13932-1251-0	Support ..... STAY, MUFFLER ..... Strebe	1	1	1	1					
8	13955-1251-2	Support ..... STAY, MUFFLER ..... Strebe					1	1			
9	01150-50812	Vis ..... BOLT ..... Schraube	1	1	1	1	1	1			
10	02114-50080	Ecrou ..... NUT ..... Mutter	1	1	1	1	1	1			
11	04512-50080	Rondelle ..... WASHER, SPRING ..... Federring	2	2	2	2	2	2			
12	13382-1247-0	Couvercle ..... COVER ..... Deckel							1	1	~A100445
12	13382-1247-2	Couvercle ..... COVER ..... Deckel							1	1	13961-116 100001~ B
13	01202-50610	Vis ..... BOLT ..... Schraube							3	3	

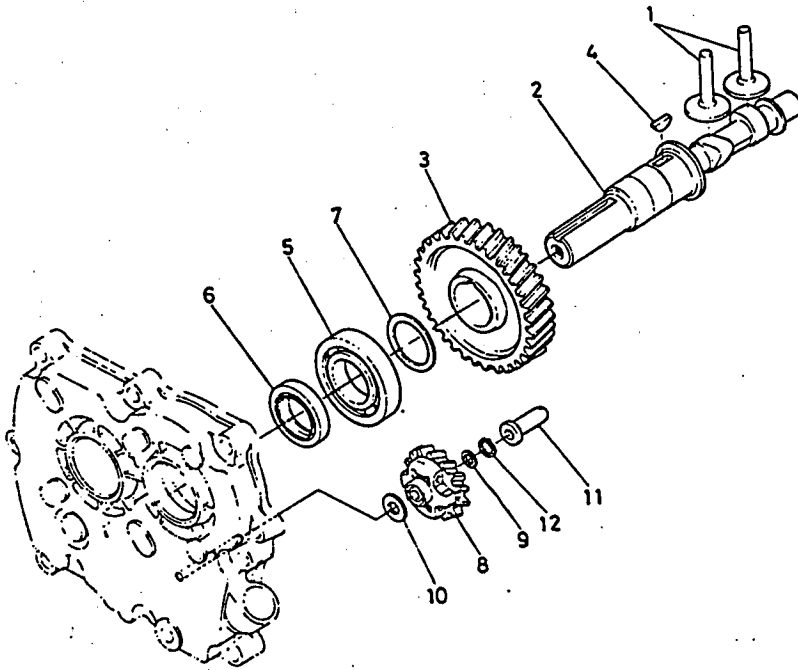
FIG.5

ARBRE A CAME  
CAMSHAFT  
NOCKENWELLE

[GS160]  
[GS200]  
[GS280]



[GS160]  
[GS200]



[GS280]

FIG.5

ARBRE A CAME  
CAMSHAFT  
NOCKENWELLE

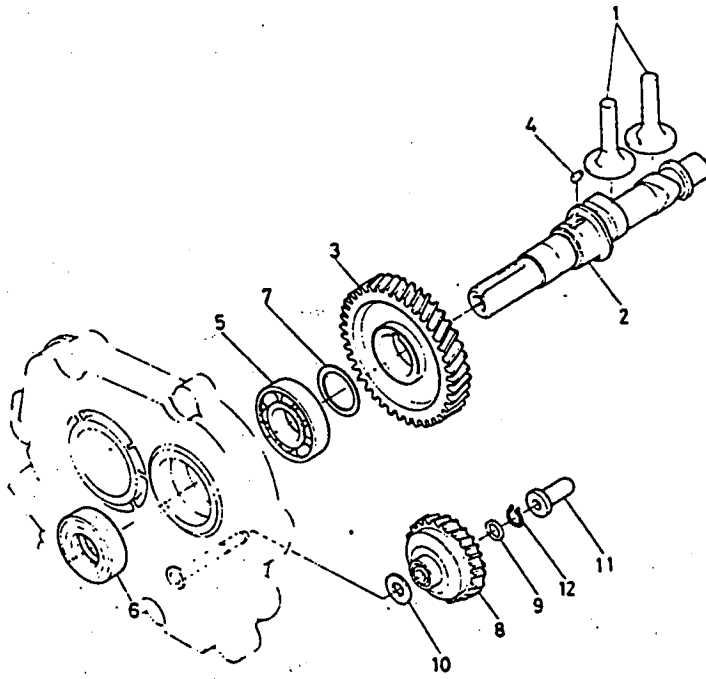
[GS160]  
[GS200]  
[GS280]

REF. No. TEIL Nr.	No. DE CODE CODE No. CODE NR.	DESCRIPTION BEZEICHNUNG	UNITÉ · UNIT · GERÄT									INTERCHANGEABILITE INTERCHANGEABILITY AUSTAUSCHBARKEIT		REMARQUES REMARKS BEMERKUNGEN
			GS160				GS200		GS280			NUMERO DE REVISION REVISION No. REVISION-Nr.	NUMERO DE SERIE SERIAL No. SERIAL-Nr.	
			TS	TS-2	TS-3	TS- FI	TS	TS-2	TS	TS-2	TS-2			
1	13621-1555-0	Poussoir TAPPET Stößel	2	2	2	2	2	2						
1	13961-1555-0	Poussoir TAPPET Stößel								2	2			
2	13921-1615-0	Ardre à came CAMSHAFT Nockenwelle	1	1	1	1								
2	13941-1615-0	Ardre à came CAMSHAFT Nockenwelle						1	1					
2	13961-1615-2	Ardre à came CAMSHAFT Nockenwelle								1	1			
3	13921-1651-0	Pignon GEAR, CAM Zahnrad	1	1	1	1	1	1						
3	13961-1651-0	Pignon GEAR, CAM Zahnrad								1	1			
4	05811-00416	Clavette KEY, WOODRUFF Keil	1	1	1	1				1	1			
4	13621-9523-0	Clavette KEY, WOODRUFF Keil						1	1					
5	08103-06204	Roulement à filles BEARING, BALL Kugellager	1	1	1	1								
5	08103-06205	Roulement à filles BEARING, BALL Kugellager						1	1					
5	08103-06206	Roulement à filles BEARING, BALL Kugellager								1	1			
6	09500-00026	Bague joint SEAL, OIL Dichtring	1	1	1	1								
6	13106-0446-0	Bague joint SEAL, OIL Dichtring						1	1					
6	13961-1664-0	Bague joint SEAL, OIL Dichtring								1	1			

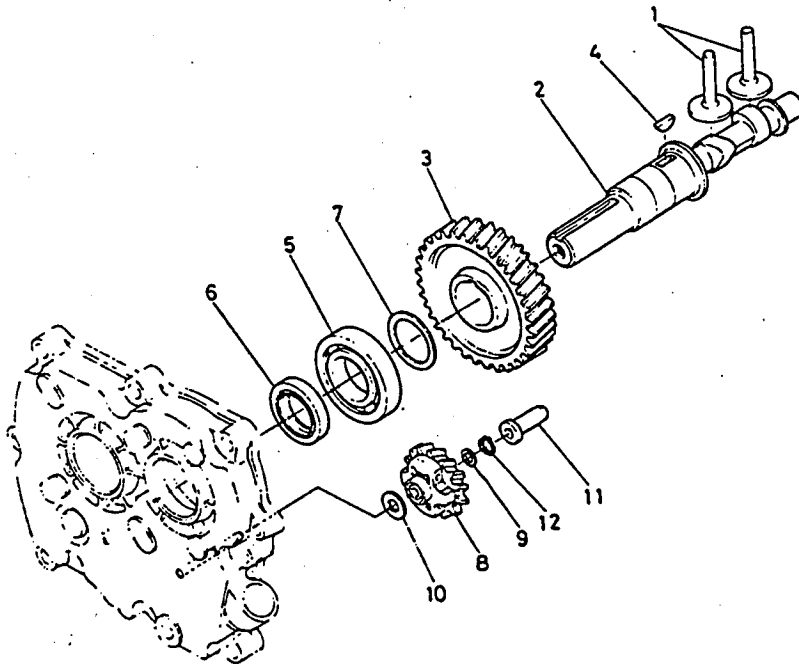
FIG.5

ARBRE A CAME  
CAMSHAFT  
NOCKENWELLE

[GS160]  
[GS200]  
[GS280]



[GS160]  
[GS200]



[GS280]

FIG.5

ARBRE A CAME  
CAMSHAFT  
NOCKENWELLE

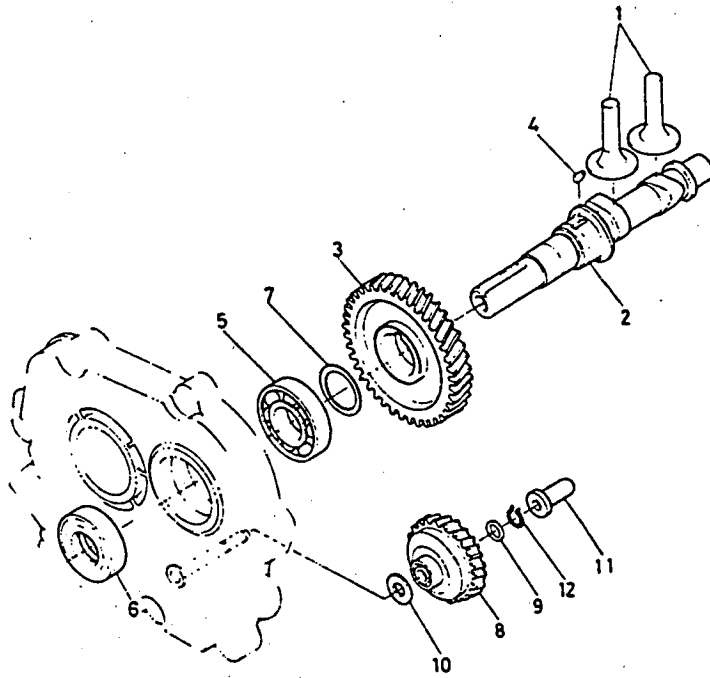
[GS160]  
[GS200]  
[GS280]

REF. No. TEIL Nr.	No. DE CODE CODE No. CODE NR.	DESCRIPTION BEZEICHNUNG	UNITÉ · UNIT · GERÄT								INTERCHANGEABILITE INTERCHANGEABILITY AUSTAUSCHBARKEIT		REMARQUES REMARKS BEMERKUNGEN
			GS160				GS200		GS280		NUMERO DE REVISION REVISION No. REVISION-Nr.	NUMERO DE SERIE SERIAL No. SERIAL-Nr.	
			TS	TS-2	TS-3	TS- FI	TS	TS-2	TS	TS-2			
7	13921-1661-0	Rondelle de réglage 10 SHIM, CAMSHAFT 10 Scheibe, kurbelwelle 10	1	1	1	1							
7	13921-2361-0	Rondelle de réglage 10 SHIM, CAMSHAFT 10 Scheibe, kurbelwelle 10						1	1				
7	13621-1672-0	Rondelle de réglage 20 SHIM, CAMSHAFT 20 Scheibe, kurbelwelle 20	1	1	1	1							
7	13621-2372-0	Rondelle de réglage 20 SHIM, CAMSHAFT 20 Scheibe, kurbelwelle 20						1	1				
7	13641-2368-0	Rondelle de réglage 20 SHIM, CAMSHAFT 20 Scheibe, kurbelwelle 20								1	1		
7	13621-1663-0	Rondelle de réglage 25 SHIM, CAMSHAFT 25 Scheibe, kurbelwelle 25	1	1	1	1							
7	13621-2363-0	Rondelle de réglage 25 SHIM, CRANKSHAFT 25 Scheibe, kurbelewelle 25						1	1				
7	13641-1655-0	Rondelle de réglage 25 SHIM, CAMSHAFT 25 Scheibe, kurbelwelle 25								1	1		
7	13621-1664-0	Rondelle de réglage 30 SHIM, CAMSHAFT 30 Scheibe, kurbelwelle 30	1	1	1	1							
7	13621-2364-0	Rondelle de réglage 30 SHIM, CAMSHAFT 30 Scheibe, kurbelwelle 30						1	1				
7	13641-2362-0	Rondelle de réglage 30 SHIM, CAMSHAFT 30 Scheibe, kurbelwelle 30								1	1		
7	13621-1662-0	Rondelle de réglage 35 SHIM, CAMSHAFT 35 Scheibe, kurbelwelle 35	1	1	1	1							
7	13621-2362-0	Rondelle de réglage 35 SHIM, CAMSHAFT 35 Scheibe, kurbelwelle 35						1	1				
7	13641-1656-0	Rondelle de réglage 35 SHIM, CAMSHAFT 35 Scheibe, kurbelwelle 35								1	1		
7	13621-1665-0	Rondelle de réglage 40 SHIM, CAMSHAFT 40 Scheibe, kurbelwelle 40	1	1	1	1							
7	13621-2365-0	Rondelle de réglage 40 SHIM, CRANKSHAFT 40 Scheibe, kurbelwelle 40						1	1				

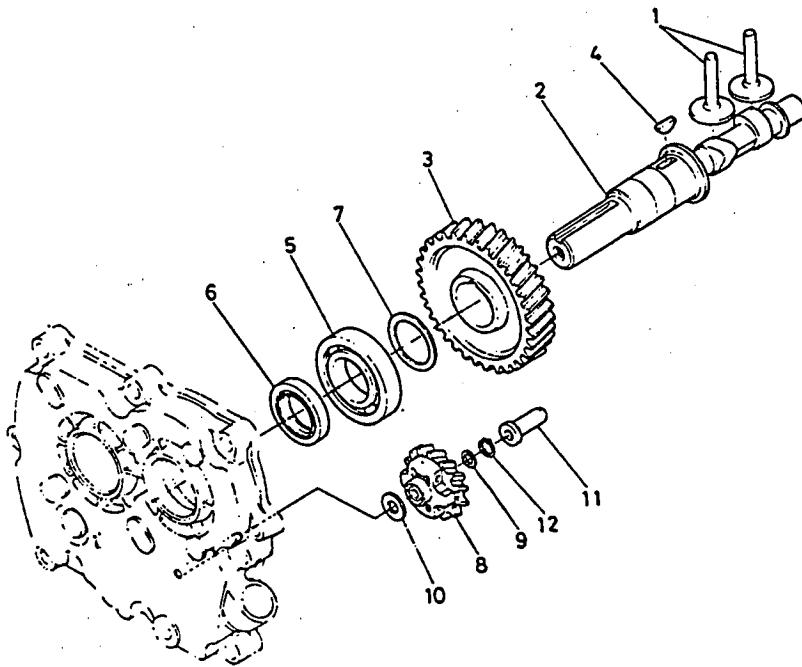
FIG.5

ARBRE A CAME  
CAMSHAFT  
NOCKENWELLE

[GS160]  
[GS200]  
[GS280]



[GS160]  
[GS200]



[GS280]



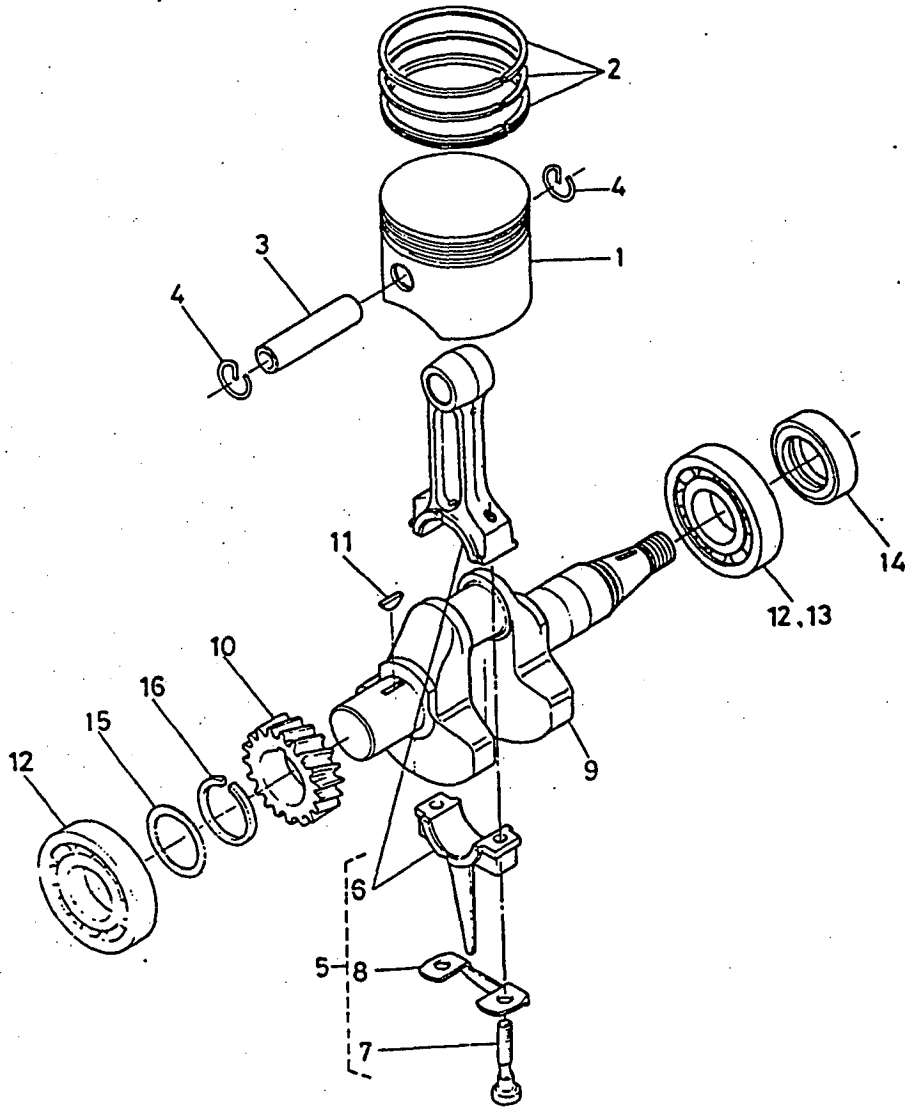


C01-L

FIG.6

VILEBREQUIN  
CRANKSHAFT  
KURBELWELLE

[GS160]  
[GS200]  
[GS280]



C01-R

FIG.6

VILEBREQUIN  
CRANKSHAFT  
KURBELWELLE

[GS160]  
[GS200]  
[GS280]

REF. No. TEIL Nr.	No. DE CODE CODE No. CODE NR.	DESCRIPTION BEZEICHNUNG	UNITÉ · UNIT · GERÄT									INTERCHANGEABILITY AUSTAUSCHBARKEIT		REMARQUES REMARKS BEMERKUNGEN	
			GS160			GS200			GS280			NUMERO DE REVISION REVISION No. REVISION-Nr.	NUMERO DE SERIE SERIAL No. SERIAL-Nr.		
			TS	TS-2	TS-3	TS- FI	TS	TS-2	TS	TS-2	TS				TS-2
1	13921-2111-0	Piston PISTON Kolben	1	1	1	1							~A103674		
1	13921-2111-2	Piston PISTON Kolben	1	1	1	1						13921-87	100001~		
1	13941-2111-0	Piston PISTON Kolben							1	1					
1	13961-2111-0	Piston PISTON Kolben									1	1			
2	13921-2105-0	Jeu de segments ASSY PISTON RING Kolbenringe, 1 satz	1	1	1	1	set	set	set	set					
2	13941-2105-0	Jeu de segments ASSY PISTON RING Kolbenringe, 1 satz							1	1					
2	13961-2105-0	Jeu de segments ASSY PISTON RING Kolbenringe, 1 satz									1	1			
3	13621-2131-0	Axe de piston PISTON PIN Kolbenbolzen	1	1	1	1									
3	13631-2131-0	Axe de piston PISTON PIN Kolbenbolzen							1	1					
3	13961-2131-0	Axe de piston PISTON PIN Kolbenbolzen									1	1			
4	13601-2133-0	Circlip CIR-CLIP, PISTON PIN Sprengring	2	2	2	2									
4	13631-2133-0	Circlip CIR-CLIP, PISTON PIN Sprengring							2	2					
4	13961-2133-0	Circlip CIR-CLIP, PISTON PIN Sprengring									2	2			
5	13921-2201-0	Bielle complet ASSY CONNECTING ROD Pleuel, komplett	1	1	1	1									
5	13941-2201-0	Bielle complet ASSY CONNECTING ROD Pleuel, komplett							1	1					
5	13961-2201-0	Bielle complet ASSY CONNECTING ROD Pleuel, komplett									1	1			

FIG.6

VILEBREQUIN  
CRANKSHAFT  
KURBELWELLE

[GS160]  
[GS200]  
[GS280]

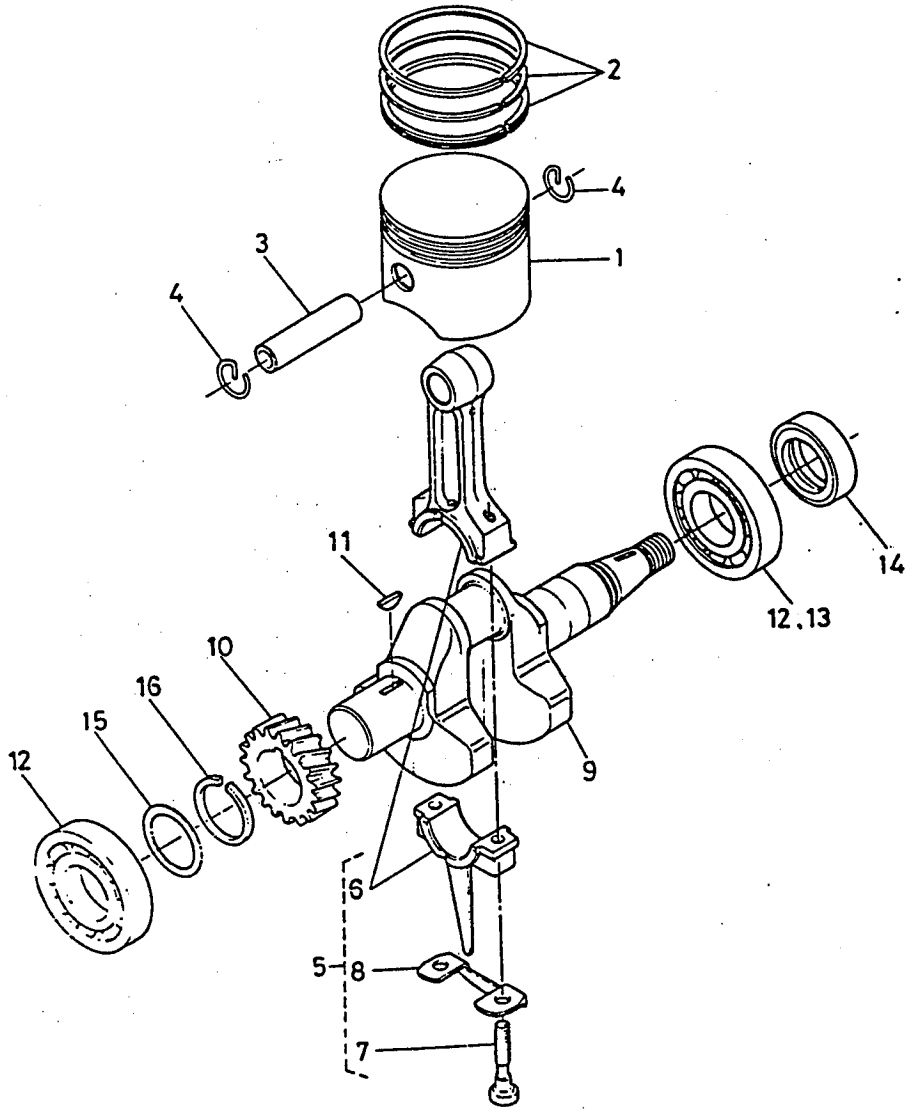




FIG.6

VILEBREQUIN  
CRANKSHAFT  
KURBELWELLE

[GS160]  
[GS200]  
[GS280]

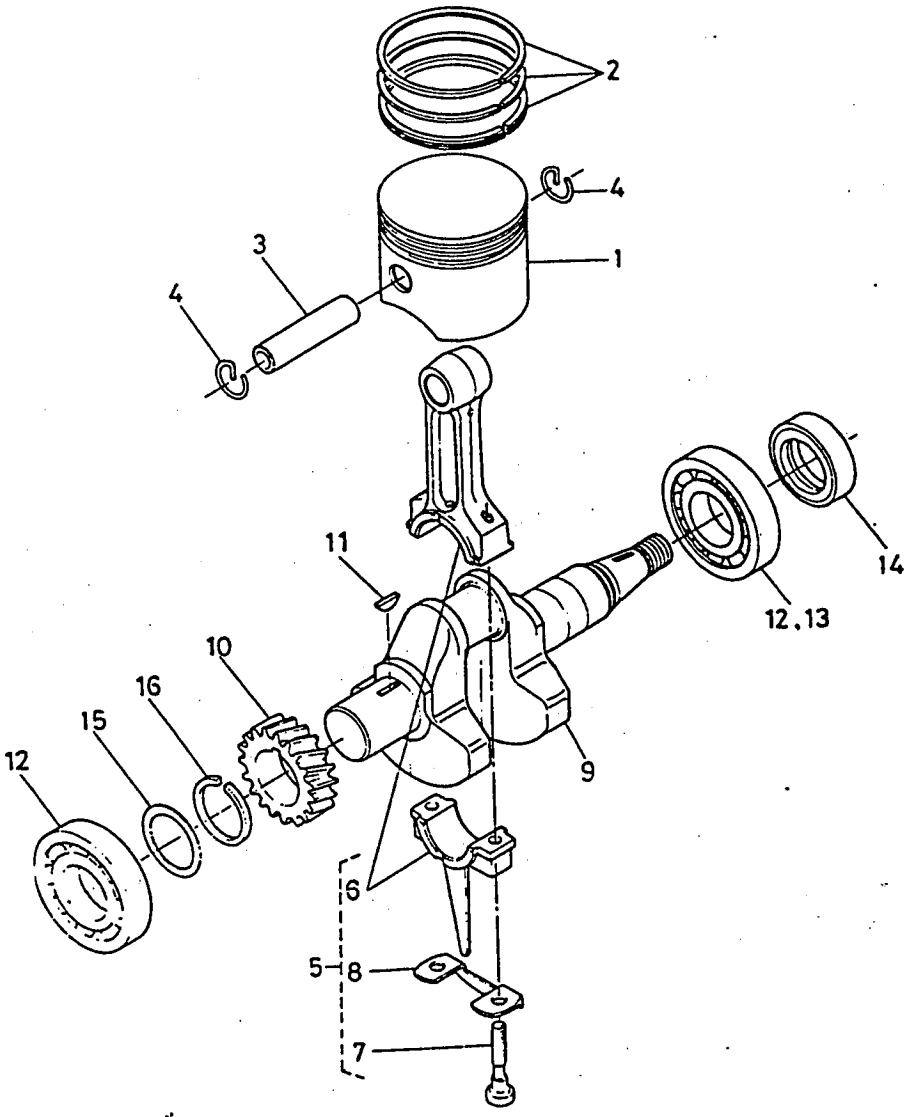


FIG.6

VILEBREQUIN  
CRANKSHAFT  
KURBELWELLE

[GS160]  
[GS200]  
[GS280]

REF. No. TEIL Nr.	No. DE CODE CODE No. CODE NR.	DESCRIPTION BEZEICHNUNG	UNITÉ · UNIT · GERÄT									INTERCHANGEABILITE INTERCHANGEABILITY AUSTAUSCHBARKEIT		REMARQUES REMARKS BEMERKUNGEN	
			GS160			GS200			GS280			NUMERO DE REVISION REVISION No. REVISION-Nr.	NUMERO DE SERIE SERIAL No. SERIAL-Nr.		
			TS	TS-2	TS-3	TS- FI	TS	TS-2	TS	TS-2	TS				
13	08103-06305	Roulement à billes BEARING, BALL Kugellager								1	1	1	1		
14	09500-00023	Bague joint SEAL, OIL Dichtring	1	1	1	1	1	1							
14	13961-2364-0	Bague joint SEAL, OIL Dichtring									1	1			
15	13921-2361-0	Rondelle de réglage 10 SHIM, CRANKSHAFT 10 Scheibe, kurbelwelle 10	1	1	1	1	1	1							
15	13621-2372-0	Rondelle de réglage 20 SHIM, CRANKSHAFT 20 Scheibe, kurbelwelle 20	1	1	1	1	1	1							
15	13641-2368-0	Rondelle de réglage 20 SHIM, CRANKSHAFT 20 Scheibe, kurbelwelle 20									1	1			
15	13621-2363-0	Rondelle de réglage 25 SHIM, CRANKSHAFT 25 Scheibe, kurbelwelle 25	1	1	1	1	1	1							
15	13641-1655-0	Rondelle de réglage 25 SHIM, CRANKSHAFT 25 Scheibe, kurbelwelle 25									1	1			
15	13621-2364-0	Rondelle de réglage 30 SHIM, CRANKSHAFT 30 Scheibe, kurbelwelle 30	1	1	1	1	1	1							
15	13641-2362-0	Rondelle de réglage 30 SHIM, CRANKSHAFT 30 Scheibe, kurbelwelle 30									1	1			
15	13621-2362-0	Rondelle de réglage 35 SHIM, CRANKSHAFT 35 Scheibe, kurbelwelle 35	1	1	1	1	1	1							
15	13641-1656-0	Rondelle de réglage 35 SHIM, CRANKSHAFT 35 Scheibe, kurbelwelle 35									1	1			
15	13621-2365-0	Rondelle de réglage 40 SHIM, CRANKSHAFT 40 Scheibe, kurbelwelle 40	1	1	1	1	1	1							
15	13641-2363-0	Rondelle de réglage 40 SHIM, CRANKSHAFT 40 Scheibe, kurbelwelle 40									1	1			
15	13621-2369-0	Rondelle de réglage 45 SHIM, CRANKSHAFT 45 Scheibe, kurbelwelle 45	1	1	1	1	1	1							
15	13621-2367-0	Rondelle de réglage 50 SHIM, CRANKSHAFT 50 Scheibe, kurbelwelle 50	1	1	1	1	1	1							

FIG.6

VILEBREQUIN  
CRANKSHAFT  
KURBELWELLE

[GS160]  
[GS200]  
[GS280]

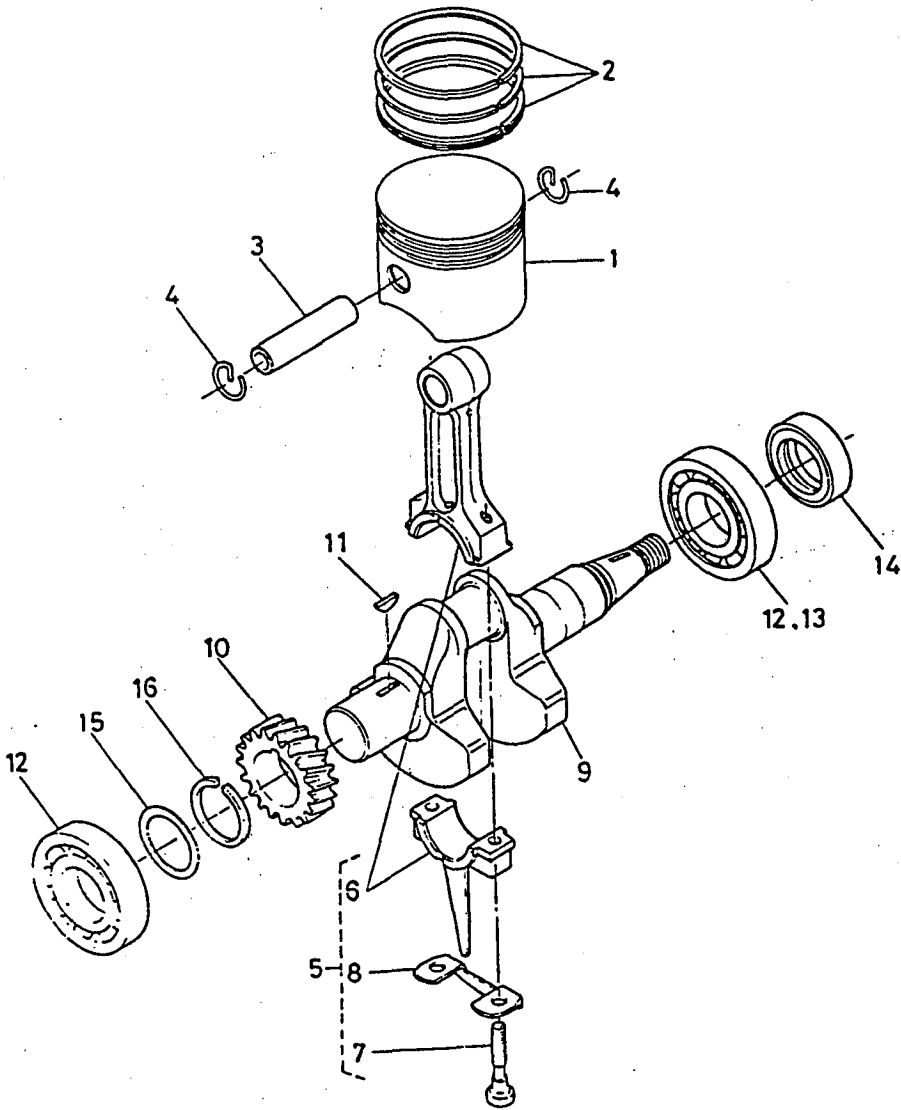




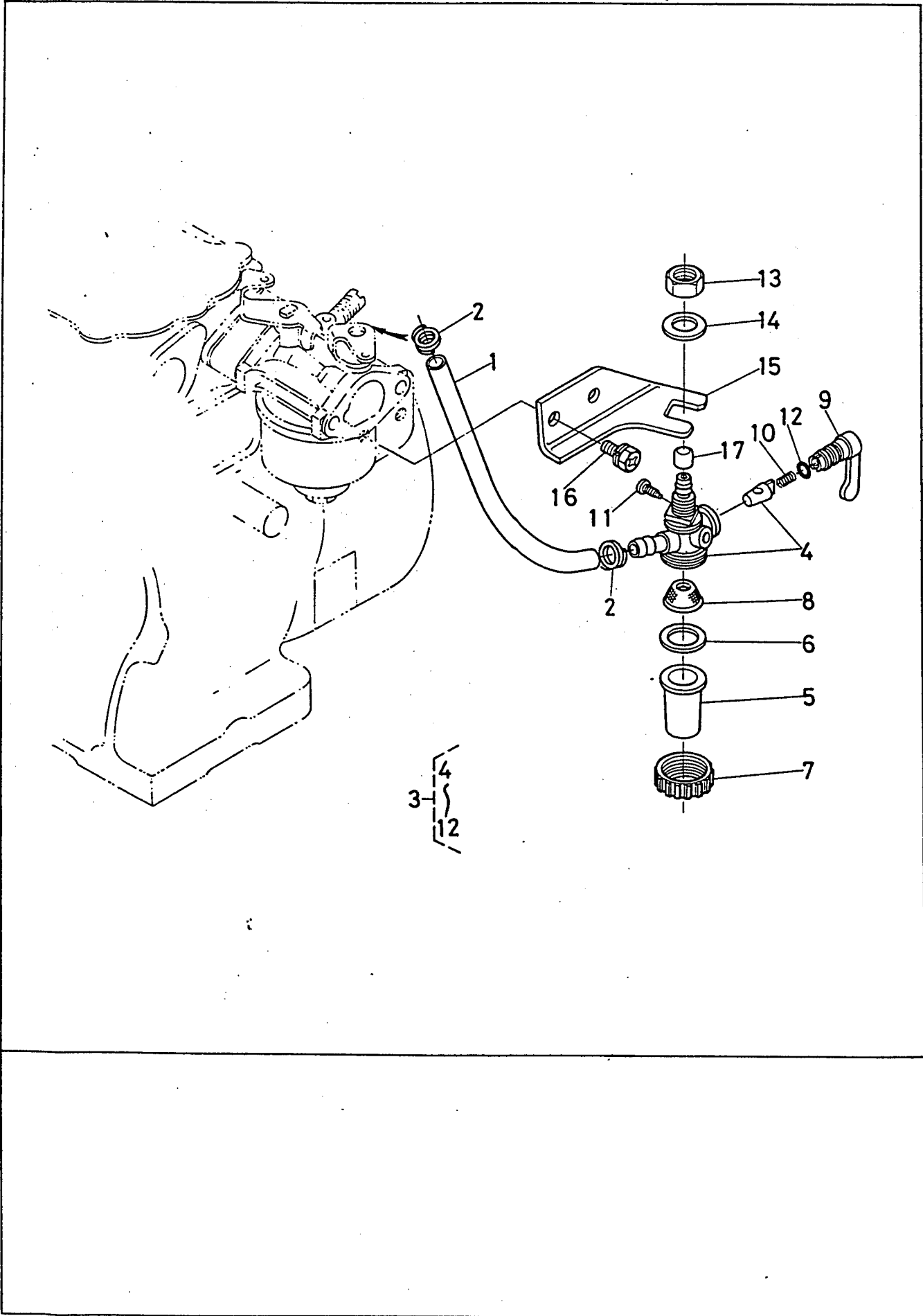


FIG.7

FILTRE ET ROBINET ESSENCE  
FUEL FILTER  
KRAFTSTOFFFILTER

{ ~70000  
~65000 (WG) }

[GS160]  
[GS200]  
[GS280]



C05-R

FIG.7

FILTRE ET ROBINET ESSENCE  
FUEL FILTER  
KRAFTSTOFFILTER

[GS160]  
[GS200]  
[GS280]

REF. No. TEIL Nr.	No. DE CODE CODE No. CODE NR.	DESCRIPTION BEZEICHNUNG	UNITÉ · UNIT · GERÄT								INTERCHANGEABILITE INTERCHANGEABILITY AUSTAUSCHBARKEIT		REMARQUES REMARKS BEMERKUNGEN
			GS160			GS200			GS280		NUMERO DE REVISION REVISION-Nr.	NUMERO DE SERIE SERIAL-Nr.	
			TS	TS-2	TS-3	TS- FI	TS	TS-2	TS	TS-2			
1	13621-4217-0	Tuyau d'arrivéec PIPE, FUEL Schlauch	1	1	1	1	1	1					
2	13621-4236-0	Collier CLIP, FUEL PIPE Klemmring	2	2	2	2	2	2					
3	13621-4301-0	Filtre et robinet essence complet ASSY FILTER, FUEL Kraftstoffilter, komplett	1	1	1	1	1	1				④~⑫	
4	☆	Commander par REF. No. ③ ORDER BY REF. No. ③ Bestellung mit TEIL NR. ③	1	1	1	1	1	1					
5	13621-4313-0	Cuve POT, FILTER Sammelbecher	1	1	1	1	1	1					
6	13621-4314-0	Emballage PACKING Dichtung	1	1	1	1	1	1					
7	13621-4315-0	Collerette de cuve RING, RETAINER Haltering	1	1	1	1	1	1					
8	13621-4316-0	Tamis ELEMENT, FILTER Filtereinsatz	1	1	1	1	1	1					
9	13621-4312-0	Mancheron de filtre HANDLE, FILTER Handhebel	1	1	1	1	1	1					
10	13621-4346-0	Ressort SPRING, VALVE Feder	1	1	1	1	1	1					
11	13621-4327-0	Vis BOLT, SET Einstellschraube	1	1	1	1	1	1					
12	04811-00090	Joint caoutchouc O RING O Ring	1	1	1	1	1	1					
13	02172-50120	Ecrou NUT Mutter	1	1	1	1	1	1					
14	04013-50120	Rondelle WASHER, PLAIN Bellagscheibe	1	1	1	1	1	1					
15	13955-4343-0	Support HOLDER, FUEL FILTER Haltering	1	1	1	1	1	1					
16	01202-50612	Vis BOLT Schraube	2	2	2	2	2	2					

C06-L

FIG.7

FILTRE ET ROBINET ESSENCE  
FUEL FILTER  
KRAFTSTOFFFILTER

[GS160]  
[GS200]  
[GS280]

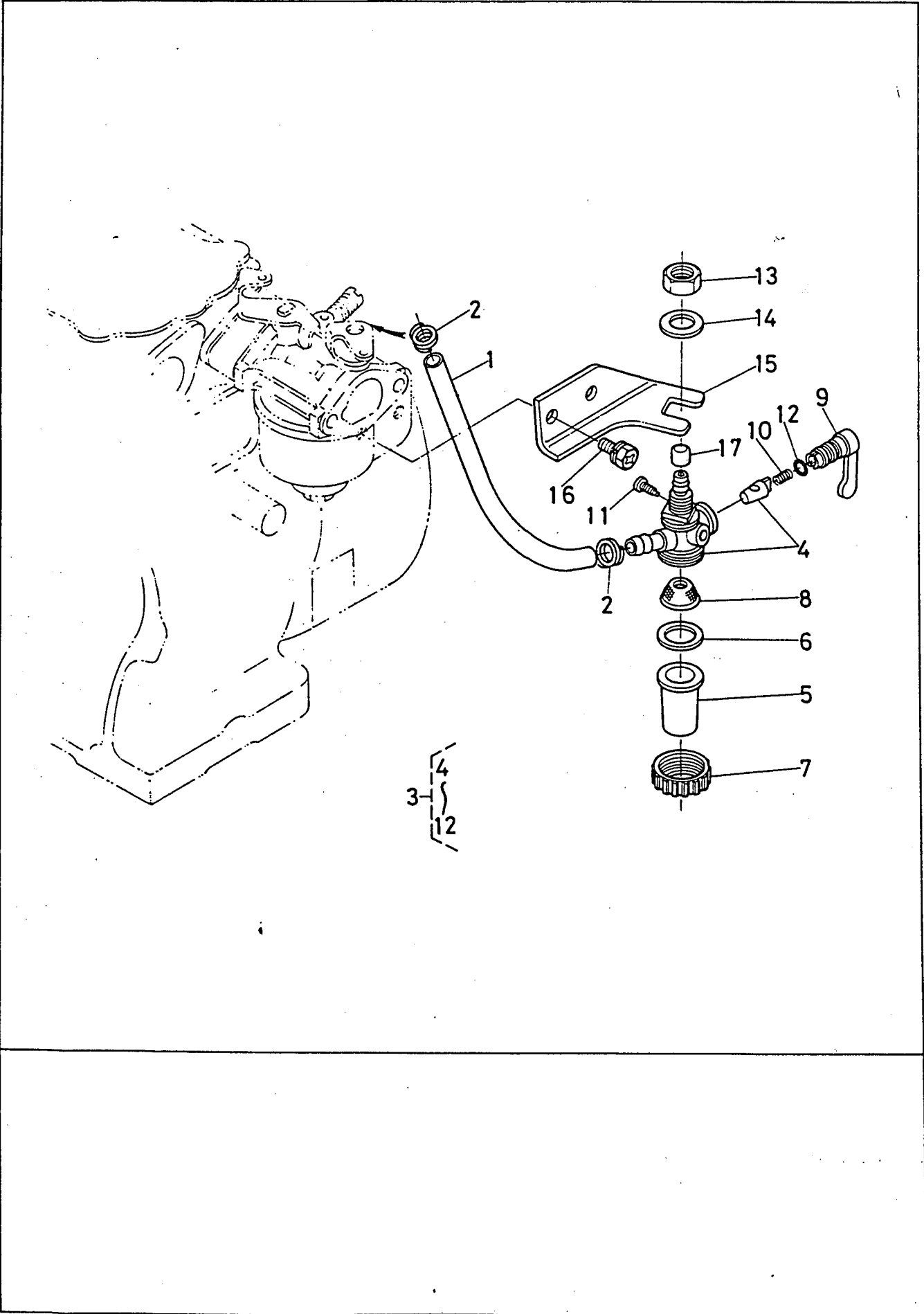


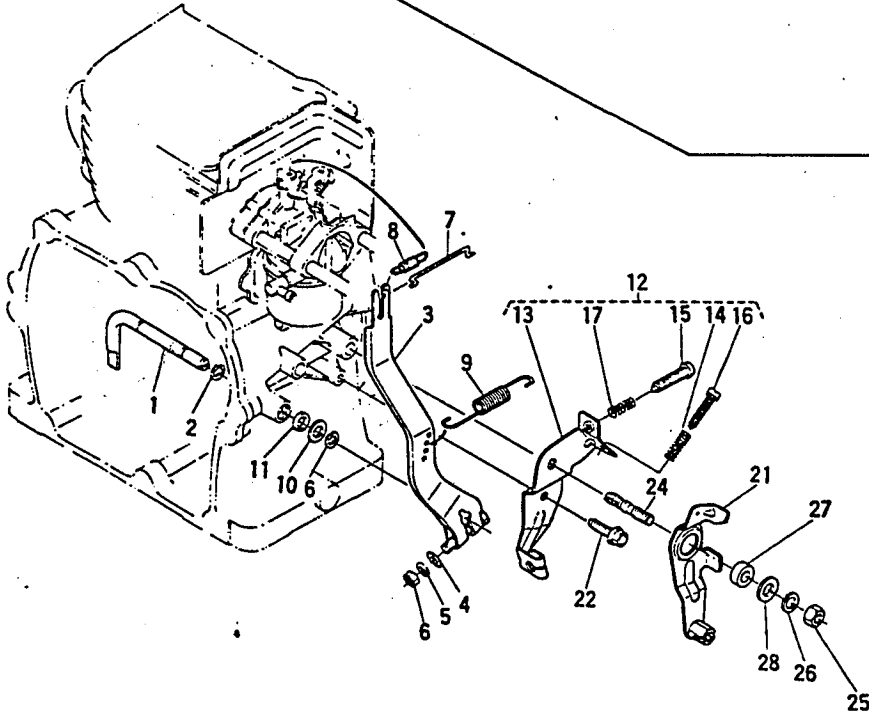
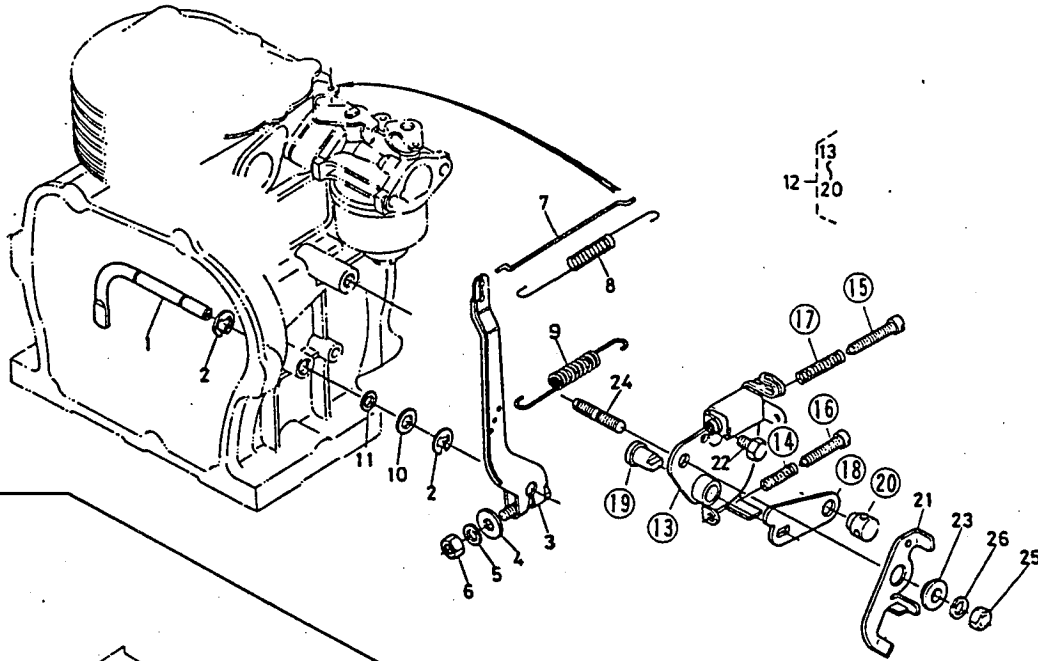


FIG.8

REGULATEUR LEVIER  
GOVERNOR LEVER  
REGLERHEBEL

[GS160]  
[GS200]  
[GS280]

[GS160]  
[GS200]



[GS280]

C07-R

FIG.8

REGULATEUR LEVIER  
GOVERNOR LEVER  
REGLERHEBEL[GS160]  
[GS200]  
[GS280]

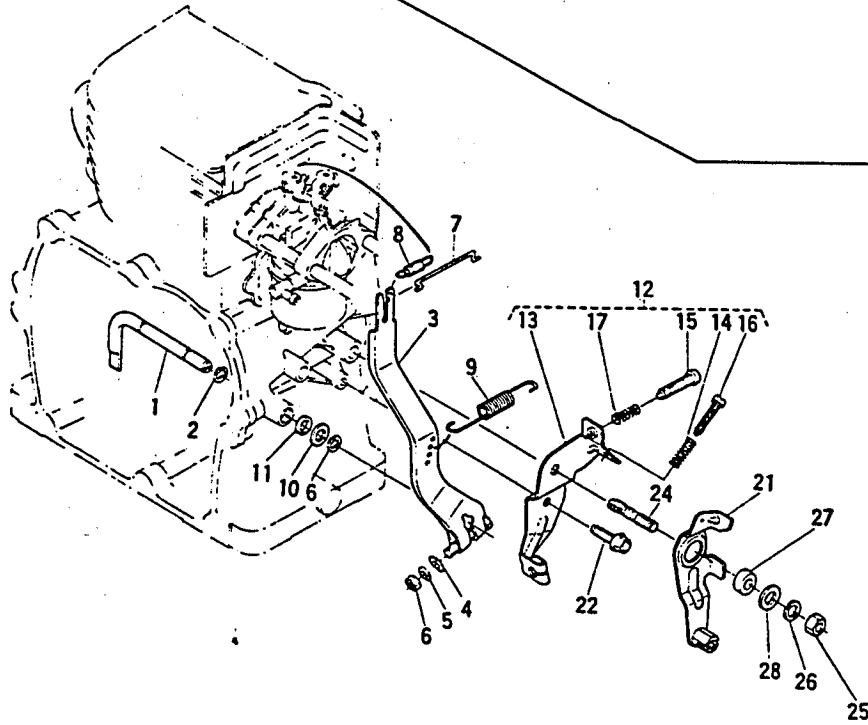
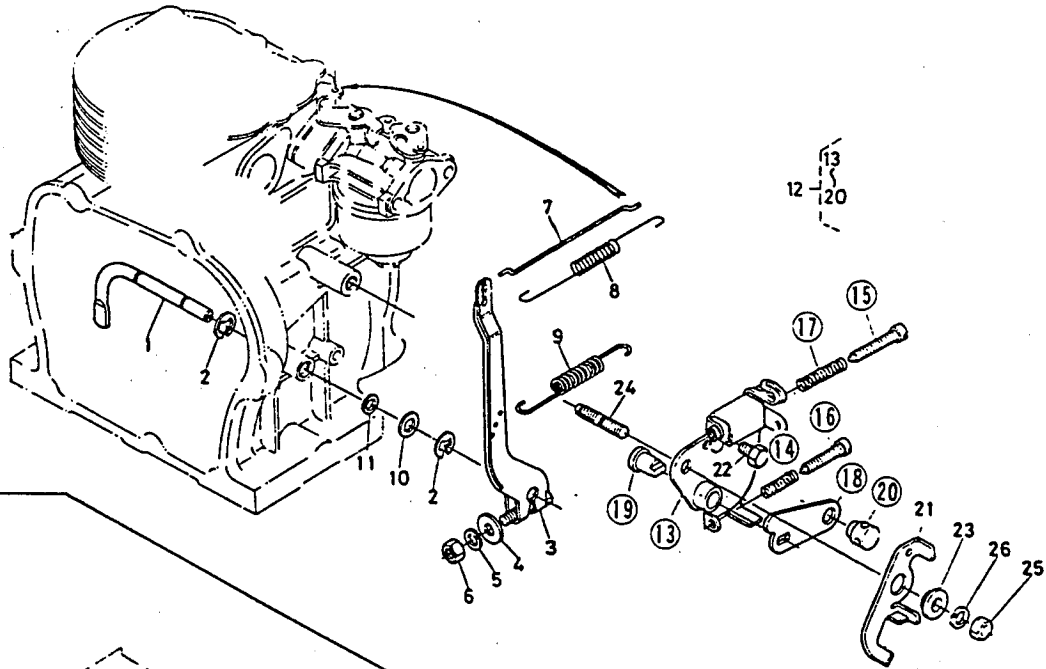
REF. No. TEIL Nr.	No. DE CODE CODE No. CODE NR.	DESCRIPTION BEZEICHNUNG	UNITÉ · UNIT · GERAT									INTERCHANGEABILITY AUSTAUSCHBARKEIT		REMARQUES REMARKS BEMERKUNGEN
			GS160			GS200			GS280			NUMERO DE REVISION REVISION No. REVISION-Nr.	NUMERO DE SERIE SERIAL No. SERIAL-Nr.	
			TS	TS-2	TS-3	TS- FI	TS	TS-2	TS	TS-2	TS			
1	13921-5614-0	Arbre SHAFT, GOVERNOR LEVER Achse	1	1	1	1	1	1						
1	13961-5614-0	Arbre SHAFT, GOVERNOR LEVER Achse									1	1		
2	04613-00050	Circlip CIR-CLIP, SHAFT Klemmscheibe	2	2	2	2	2	2						
2	04613-00070	Circlip CIR-CLIP, SHAFT Klemmscheibe									2	2		
3	13941-5611-0	Levier régulateur LEVER, GOVERNOR Hebel	1	1	1	1	1	1						
3	13961-5611-2	Levier régulateur LEVER, GOVERNOR Hebel									1	1		
4	04013-50060	Rondelle WASHER, PLAIN Beilagscheibe	1	1	1	1	1	1						
4	04013-50080	Rondelle WASHER, PLAIN Beilagscheibe									1	1		
5	04512-50060	Rondelle WASHER, SPRING Federscheibe	1	1	1	1	1	1						
5	04512-50080	Rondelle WASHER, SPRING Federscheibe									1	1		
6	02014-50060	Ecrou NUT Mutter	1	1	1	1	1	1						
6	02114-50080	Ecrou NUT Mutter									1	1		
7	13941-5635-0	Tige CONNECTING ROD Verbindungsstange	1	1	1	1	1	1						
7	13961-5635-0	Tige CONNECTING ROD Verbindungsstange									1	1		
8	12234-5639-0	Ressort SPRING Feder	1	1	1	1	1	1						
8	13961-5639-0	Ressort SPRING Feder									1	1		

FIG.8

REGULATEUR LEVIER  
GOVERNOR LEVER  
REGLERHEBEL

[GS160]  
[GS200]  
[GS280]

[GS160]  
[GS200]



[GS280]



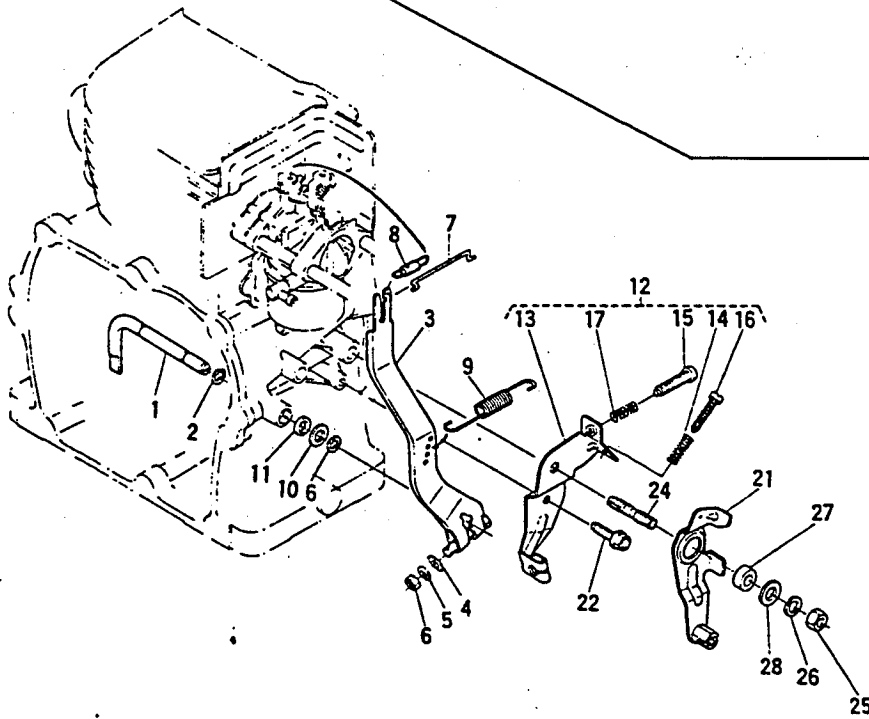
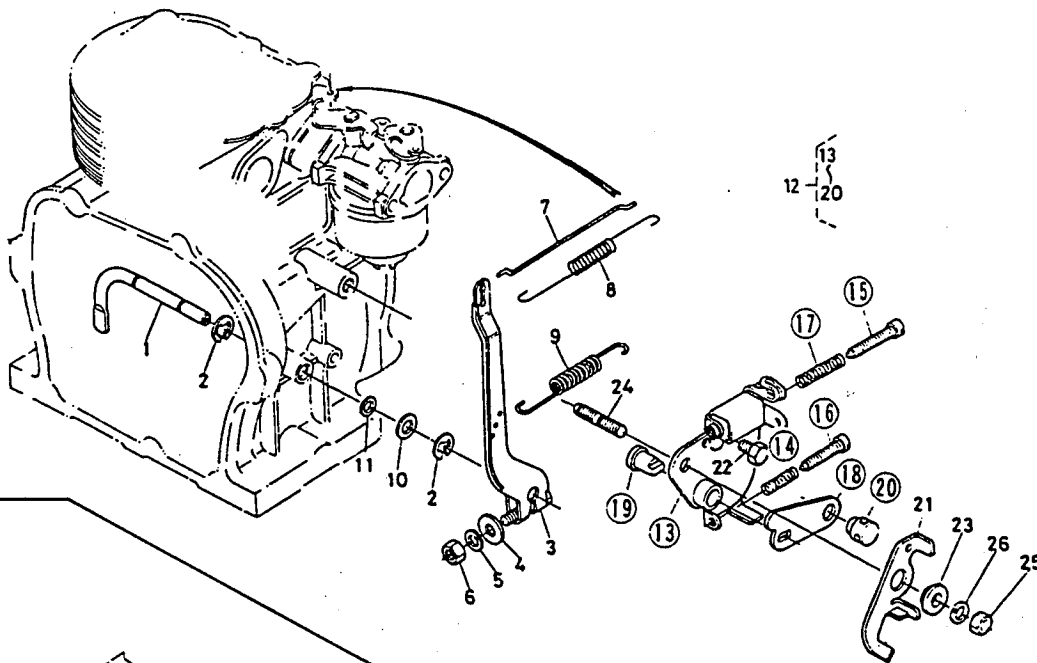


FIG.8

REGULATEUR LEVIER  
GOVERNOR LEVER  
REGLERHEBEL

[GS160]  
[GS200]  
[GS280]

[GS160]  
[GS200]



[GS280]

FIG.8

REGULATEUR LEVIER  
GOVERNOR LEVER  
REGLERHEBEL

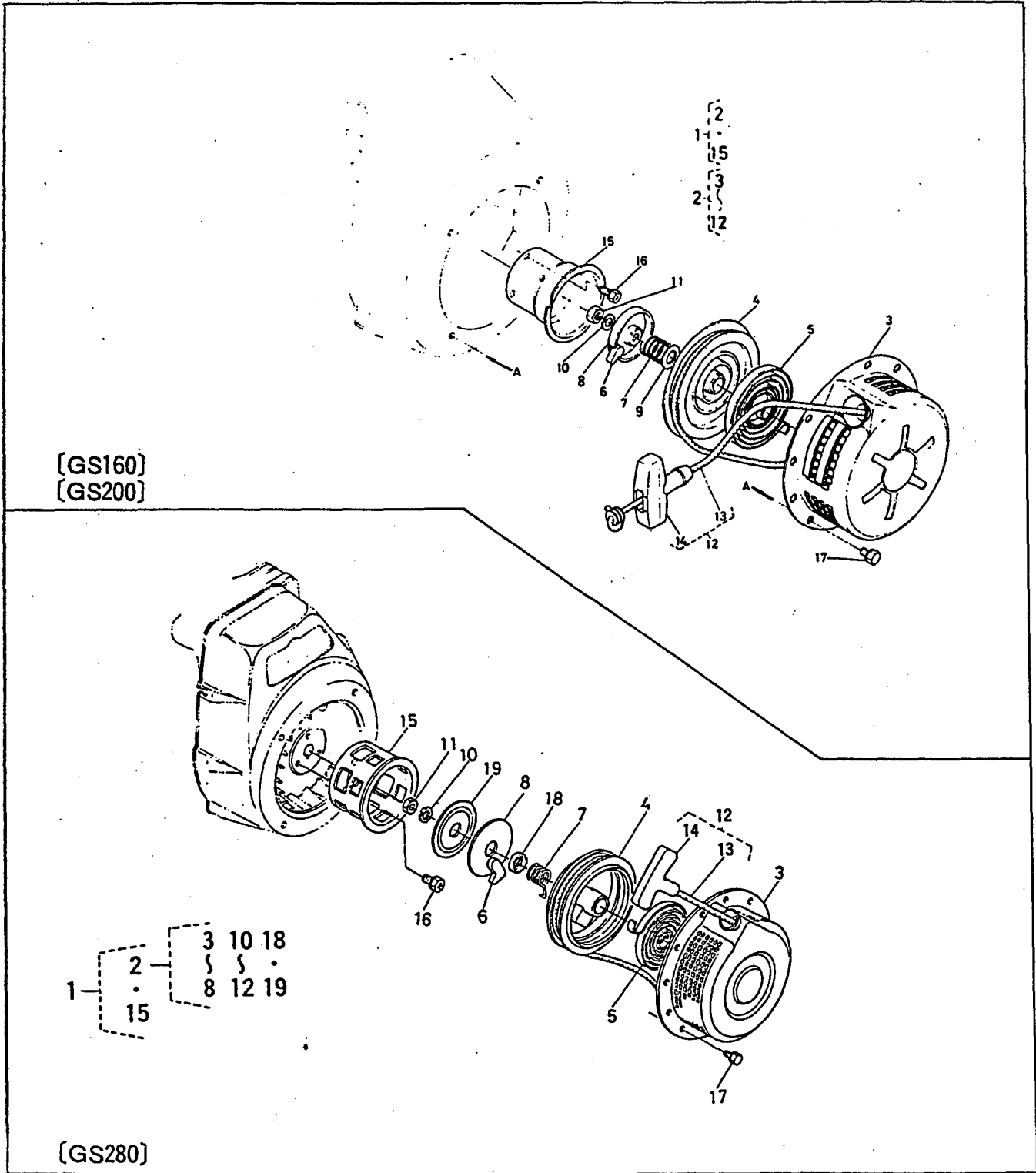
[GS160]  
[GS200]  
[GS280]

REF. No. TEIL Nr.	No. DE CODE CODE No. CODE NR.	DESCRIPTION BEZEICHNUNG	UNITÉ · UNIT · GERÄT								INTERCHANGEABILITY AUSTAUSCHBARKEIT		REMARQUES REMARKS BEMERKUNGEN
			GS160				GS200		GS280		NUMERO DE REVISION REVISION No. REVISION-Nr.	NUMERO DE SERIE SERIAL No. SERIAL-Nr.	
			TS	TS-2	TS-3	TS- FI	TS	TS-2	TS	TS-2			
17	13921-5687-0	Ressort SPRING Feder	1	1	1	1	1	1	1	1			
18	☆	Commander par REF. No. ⑫ ORDER BY REF. No. ⑫ Bestellung mit TEIL NR. ⑫	1	1	1	1	1	1					
19	☆	Commander par REF. No. ⑫ ORDER BY REF. No. ⑫ Bestellung mit TEIL NR. ⑫	1	1	1	1	1	1					
20	☆	Commander par REF. No. ⑫ ORDER BY REF. No. ⑫ Bestellung mit TEIL NR. ⑫	1	1	1	1	1	1					
21	13951-5715-0	Levier LEVER Hebel	1	1	1	1	1	1				~733456	
21	13951-5715-3	Levier LEVER Hebel	1	1	1	1	1	1			13941-70	733457~	C
21	13382-5704-0	Levier LEVER Hebel							1	1			
22	13901-9102-0	Vis BOLT Schraube	1	1	1	1	1	1	1	1			
23	13951-5765-0	Planche PLATE Scheibe	1	1	1	1	1	1				~256261	
23	12305-5765-0	Planche PLATE Scheibe	1	1	1	1	1	1			12151-27	100001~	C
24	13951-9155-0	Goujon STUD Stiftschraube	1	1	1	1	1	1					
24	13961-9155-0	Goujon STUD Stiftschraube								1	1		
25	02114-50080	Ecrou NUT Mutter	1	1	1	1	1	1	1	1			
26	04512-50080	Ressort WASHER, SPRING Federring	1	1	1	1	1	1	1	1			
27	13961-5724-0	Entretoise COLLAR Vorstecker								1	1		
28	04015-50080	Rondelle WASHER, PLAIN Beilagscheibe								1	1		

[GS160]  
[GS200]  
[GS280]

FIG.9

LANCEUR  
RECOIL STARTER  
HANDSTARTER



[GS160]  
[GS200]

1 - { 2 } { 3 10 18 }  
      { 15 } { 8 12 19 }

[GS280]

FIG.9

LANCEUR  
RECOIL STARTER  
HANDSTARTER

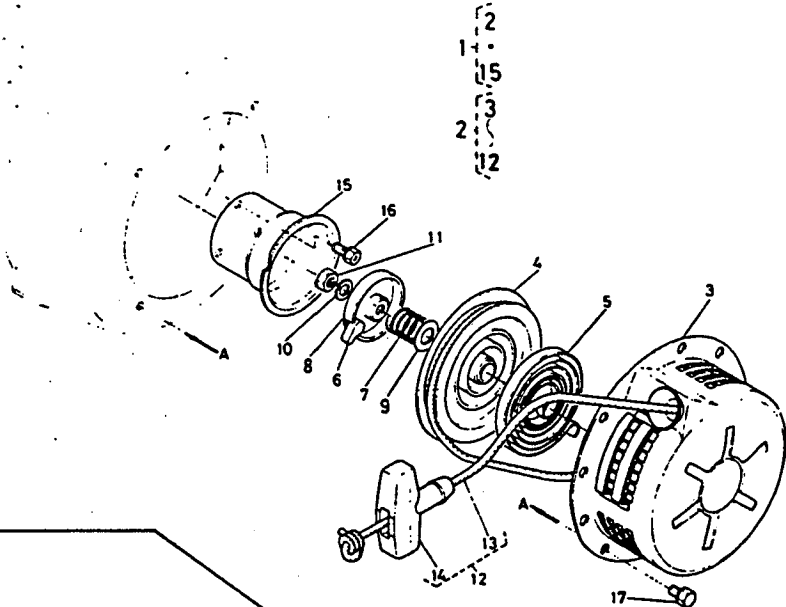
[GS160]  
[GS200]  
[GS280]

REF. No. TEIL Nr.	No. DE CODE CODE No. CODE NR.	DESCRIPTION BEZEICHNUNG	UNITÉ · UNIT · GERÄT								INTERCHANGEABILITE INTERCHANGEABILITY AUSTAUSCHBARKEIT		REMARQUES REMARKS BEMERKUNGEN
			GS160				GS200		GS280		NUMERO DE REVISION REVISION No. REVISION-Nr.	NUMERO DE SERIE SERIAL No. SERIAL-Nr.	
			TS	TS-2	TS-3	TS- FI	TS	TS-2	TS	TS-2			
1	13921-6101-0	Lanceur complet ASSY STARTER, RECOIL Handstarter, komplett	1	1	1	1							
1	13941-6101-0	Lanceur complet ASSY STARTER, RECOIL Handstarter, komplett						1	1				
1	13961-6101-0	Lanceur complet ASSY STARTER, RECOIL Handstarter, komplett								1	1		
2	13901-6108-0	Lanceur ASSY SUB STARTER, RECOIL Handstarter	1	1	1	1							
2	13941-6108-0	Lanceur ASSY SUB STARTER, RECOIL Handstarter						1	1				
2	13961-6108-0	Lanceur ASSY SUB STARTER, RECOIL Handstarter								1	1		
3	13901-6151-0	Carter lanceur CASE, RECOIL Gehäuse	1	1	1	1							
3	13941-6151-0	Carter lanceur CASE, RECOIL Gehäuse						1	1				
3	13961-6151-0	Carter lanceur CASE, RECOIL Gehäuse								1	1		
4	13901-6152-0	Poulie REEL Trommel	1	1	1	1	1	1					
4	13961-6152-0	Poulie REEL Trommel								1	1		
5	13901-6154-0	Ressort spiral SPRING, SPIRAL Spiralfeder	1	1	1	1	1	1					
5	13961-6154-0	Ressort spiral SPRING, SPIRAL Spiralfeder								1	1		
6	13901-6153-0	Cliquet CLAW Mitnehmer	1	1	1	1	1	1					
6	13961-6153-0	Cliquet CLAW Mitnehmer								1	1		

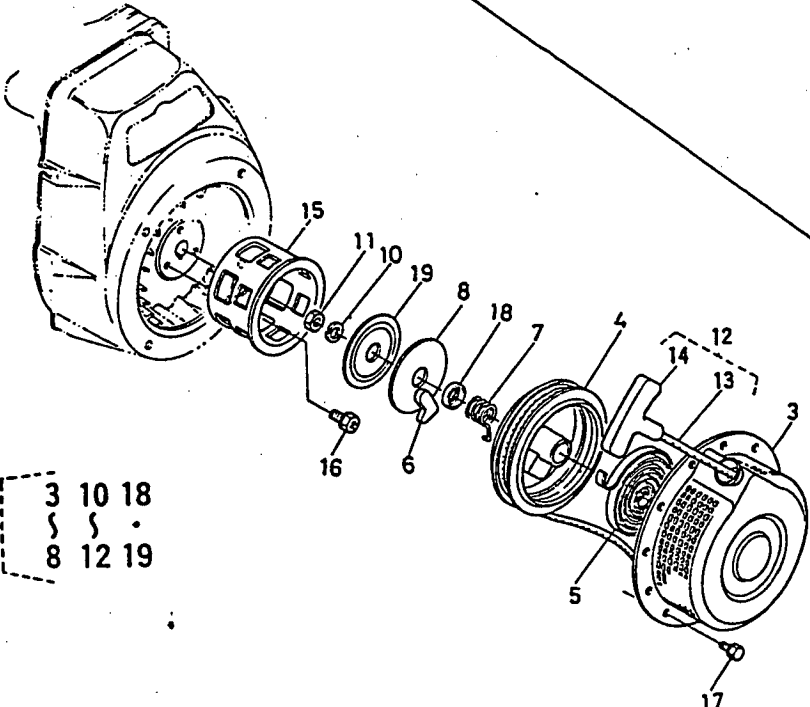
FIG.9

LANCEUR  
RECOIL STARTER  
HANDSTARTER

[GS160]  
[GS200]  
[GS280]



[GS160]  
[GS200]



[GS280]

[GS160]  
[GS200]  
[GS280]

**FIG.9**

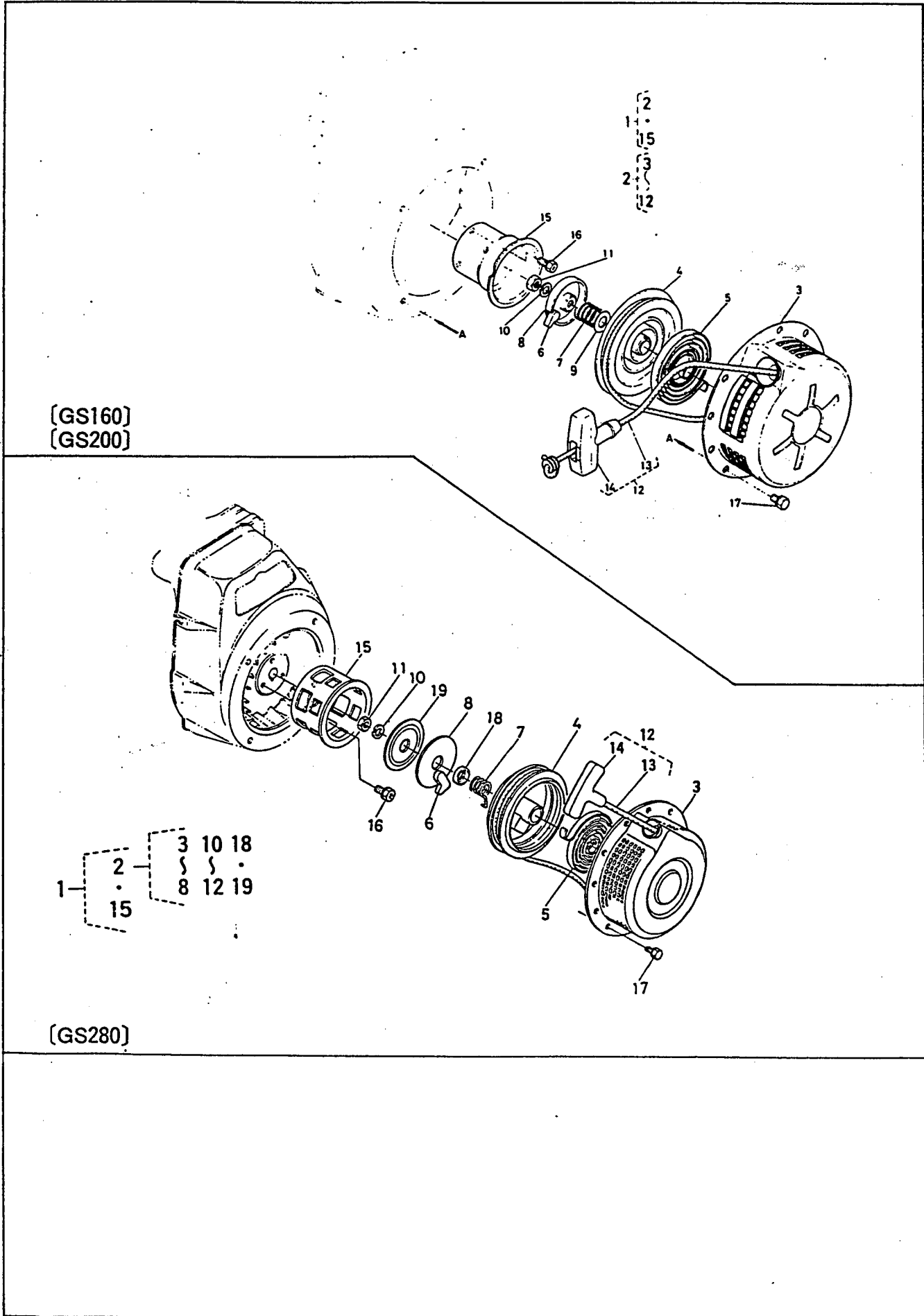
**LANCEUR  
RECOIL STARTER  
HANDSTARTER**

REF. No. TEIL Nr.	No. DE CODE CODE No. CODE NR.	DESCRIPTION BEZEICHNUNG	UNITÉ · UNIT · GERÄT								INTERCHANGEABILITE INTERCHANGEABILITY AUSTAUSCHBARKEIT		REMARQUES REMARKS BEMERKUNGEN
			GS160			GS200		GS280			NUMERO DE REVISION REVISION No. REVISION-Nr.	NUMERO DE SERIE SERIAL No. SERIAL-Nr.	
			TS	TS-2	TS-3	TS- FI	TS	TS-2	TS	TS-2			
7	13901-6163-0	Ressort SPRING Schraubenfeder	1	1	1	1	1	1					
7	13961-6163-0	Ressort SPRING Schraubenfeder							1	1			
8	13901-6162-0	Arrêteur RETAINER Haltescheibe	1	1	1	1	1	1					
8	13961-6168-0	Plaque PLATE Platte							1	1			
9	13901-6164-0	Rondelle WASHER, THRUST Beilagscheibe	1	1	1	1	1	1					
10	04512-50060	Rondelle grower WASHER, SPRING Federring	1	1	1	1	1	1					
10	04512-50080	Rondelle grower WASHER, SPRING Federring							1	1			
11	02014-50060	Ecrou NUT Mutter	1	1	1	1	1	1					
11	02112-50080	Ecrou NUT Mutter							1	1			
12	13901-6109-0	Corde complet ASSY ROPE Starterseil, komplett	1	1	1	1	1	1					
12	13961-6109-0	Corde complet ASSY ROPE Starterseil, komplett							1	1			
13	13901-6165-0	Corde ROPE Starterseil	1	1	1	1	1	1					
13	13961-6165-0	Corde ROPE Starterseil							1	1			
14	13901-6167-0	Poignée HANDLE Handgriff	1	1	1	1	1	1					
14	13961-6167-0	Poignée HANDLE Handgriff							1	1			

FIG.9

LANCEUR  
RECOIL STARTER  
HANDSTARTER

[GS160]  
[GS200]  
[GS280]









C13-R

**FIG.10** VOLANT MAGNETIQUE  
MAGNETO  
ZÜNDUNGS-BAUGRUPPE

[GS160]  
[GS200]  
[GS280]

REF. No. TEIL Nr.	No. DE CODE CODE No. CODE NR.	DESCRIPTION BEZEICHNUNG	UNITÉ · UNIT · GERÄT						INTERCHANGEABILITY AUSTAUSCHBARKEIT		REMARQUES REMARKS BEMERKUNGEN
			GS160			GS200		GS280	NUMERO DE REVISION REVISION No. REVISION-Nr.	NUMERO DE SERIE SERIAL No. SERIAL-Nr.	
			TS	TS-2	TS-3	TS- FI	TS	TS-2			
1	13871-6771-0	Bougie SPARK PLUG Zündkerze	1	1	1	1					
1	13281-6771-6	Bougie SPARK PLUG Zündkerze						1	1	1	1
2	13517-6772-0	Capsule de bougie CAP, SPARK PLUG Kerzenstecker	1	1	1	1	1	1			
2	13644-6772-0	Capsule de bougie CAP, SPARK PLUG Kerzenstecker							1	1	
3	13921-6701-0	Volant magnétique complet ASSY MAGNETO Zündmagnet, komplett	1		1						④~⑥
3	13924-6701-0	Volant magnétique complet ASSY MAGNETO Zündmagnet, komplett		1							④~⑦
3	13944-6701-2	Volant magnétique complet ASSY MAGNETO Zündmagnet, komplett					1	1			④~⑦
3	13382-6701-0	Volant magnétique complet ASSY MAGNETO Zündmagnet, komplett						1	1		④~⑦
3	13924-6701-0	Volant magnétique complet ASSY MAGNETO Zündmagnet, komplett				1					④~⑦
4	13921-6703-0	Volant COMP ROTOR Rotor	1	1	1	1					
4	13941-6703-0	Volant COMP ROTOR Rotor					1	1			
4	13961-6703-0	Volant COMP ROTOR Rotor						1	1		
5	13921-6706-0	Bobine allumage haute tension COMP COIL, IGNITION Zündspule	1	1	1	1					
5	13941-6706-2	Bobine allumage haute tension COMP COIL, IGNITION Zündspule					1	1			
5	13382-6706-0	Bobine allumage hante tension COMP COIL, IGNITION Zündspule						1	1		

FIG.10

VOLANT MAGNETIQUE  
MAGNETO  
ZÜNDUNGS-BAUGRUPPE

[GS160]  
[GS200]  
[GS280]

GS160TS

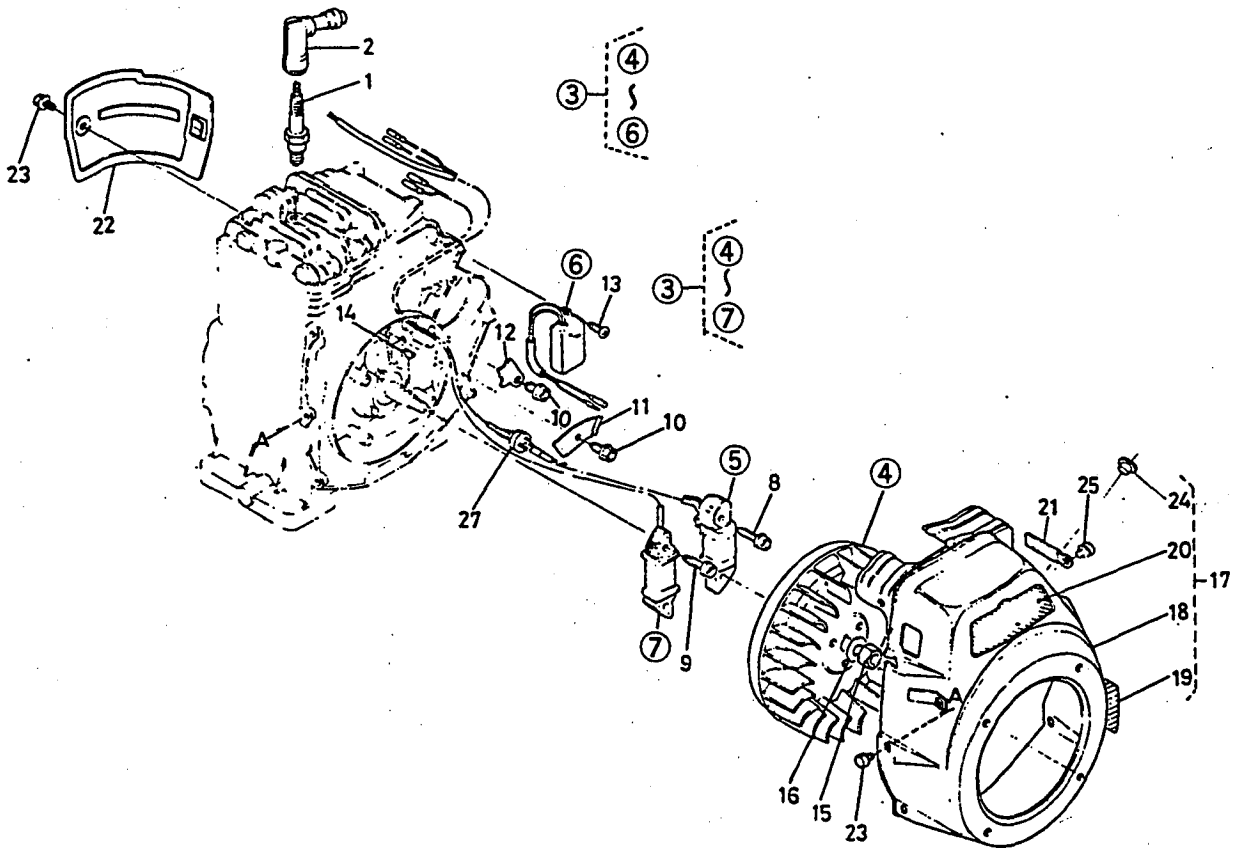


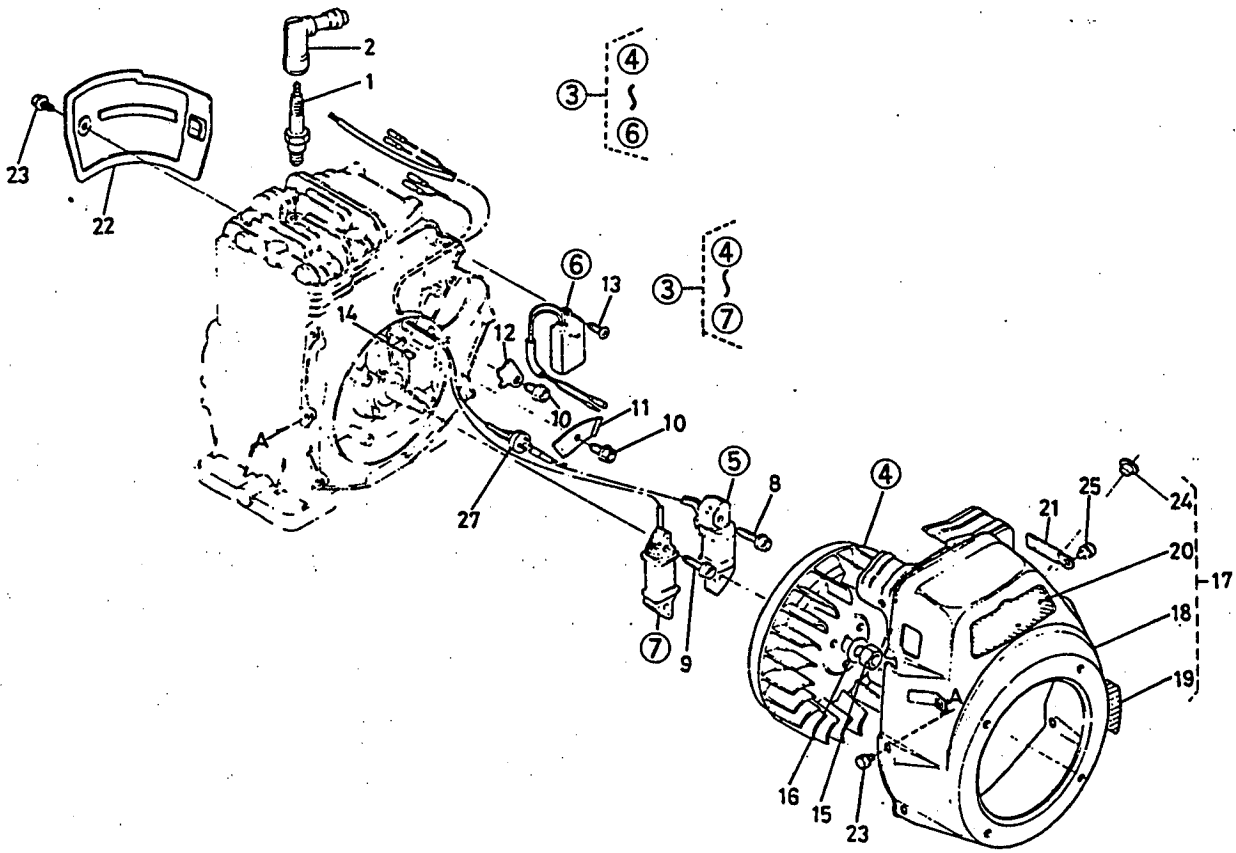


FIG.10

VOLANT MAGNETIQUE  
MAGNETO  
ZÜNDUNGS-BAUGRUPPE.

[GS160]  
[GS200]  
[GS280]

GS160TS



**FIG.10** VOLANT MAGNETIQUE  
MAGNETO  
ZÜNDUNGS-BAUGRUPPE

[GS160]  
[GS200]  
[GS280]

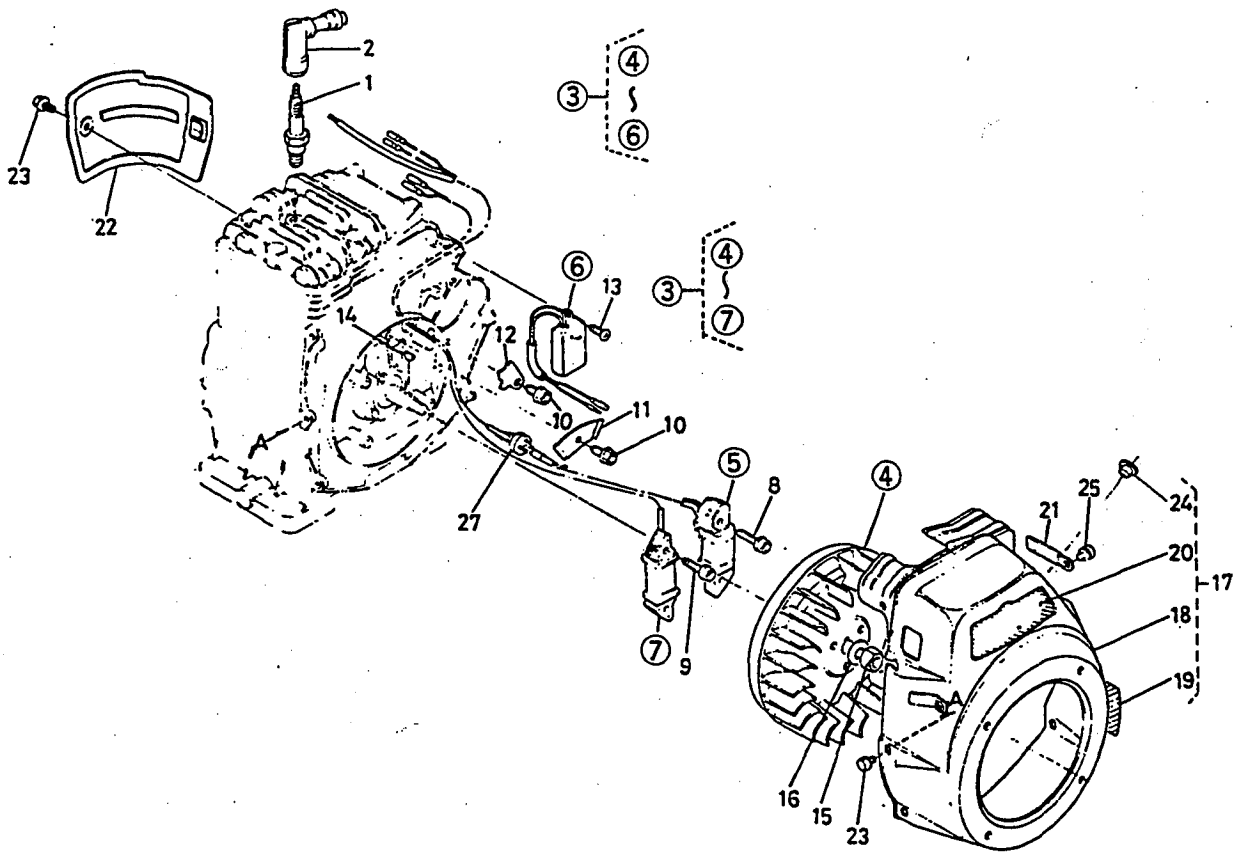
REF. No. TEIL Nr.	No. DE CODE CODE No. CODE NR.	DESCRIPTION BEZEICHNUNG	UNITÉ · UNIT · GERÄT								INTERCHANGEABILITE INTERCHANGEABILITY AUSTAUSCHBARKEIT		REMARQUES REMARKS BEMERKUNGEN
			GS160				GS200		GS280		NUMERO DE REVISION REVISION No. REVISION-Nr.	NUMERO DE SERIE SERIAL No. SERIAL-Nr.	
			TS	TS-2	TS-3	TS- Fl	TS	TS-2	TS	TS-2			
12	13924-6754-0	Crochet CLAMP, CORD Schelle	1										
12	13944-6754-0	Crochet CLAMP, CORD Schelle					1	1					
12	13961-6759-0	Crochet CLAMP, CORD Schelle							1	1			
13	13944-9301-0	Vis SCREW Schraube	1			1	1	1					
13	13961-9317-0	VIS SCREW Schraube							2	2			
14	05811-00416	Clavette KEY, WOODRUFF Keil	1	1	1	1	1	1	1	1			
15	02076-50140	Ecrou NUT Mutter	1	1	1	1	1	1	1	1			
16	04011-50140	Rondelle WASHER, PLAIN Beilagscheibe	1	1	1	1	1	1	1	1			
17	13934-7404-3	Carter lanceur complet ASSY CASE, SPIRAL Spiralgehäuse, komplett	1										
17	13939-7404-2	Carter lanceur complet ASSY CASE, SPIRAL Spiralgehäuse, komplett	1										
17	13954-7404-5	Carter lanceur complet ASSY CASE, SPIRAL Spiralgehäuse, komplett							1			~711247	
17	13954-7404-6	Carter lanceur complet ASSY CASE, SPIRAL Spiralgehäuse, komplett							1		13941-60	100001~	
17	13959-7404-2	Carter lanceur complet ASSY CASE, SPIRAL Spiralgehäuse, komplett							1			~711247	
17	13959-7404-3	Carter lanceur complet ASSY CASE, SPIRAL Spiralgehäuse, komplett							1		13941-60	100001~	
17	13382-7404-2	Carter lanceur complet ASSY CASE, SPIRAL spiralgehäuse, komplett								1			

FIG.10

VOLANT MAGNETIQUE  
MAGNETO  
ZÜNDUNGS-BAUGRUPPE

[GS160]  
[GS200]  
[GS280]

GS160TS





**FIG.10** VOLANT MAGNETIQUE  
MAGNETO  
ZÜNDUNGS-BAUGRUPPE

[GS160]  
[GS200]  
[GS280]

REF. No. TEIL Nr.	No. DE CODE CODE No. CODE NR.	DESCRIPTION BEZEICHNUNG	UNITÉ · UNIT · GERÄT								INTERCHANGEABILITY AUSTAUSCHBARKEIT		REMARKS REMARKS BEMERKUNGEN	
			GS160				GS200		GS280		NUMERO DE REVISION REVISION No. REVISION-Nr.	NUMERO DE SERIE SERIAL No. SERIAL-Nr.		
			TS	TS-2	TS-3	TS-FI	TS	TS-2	TS	TS-2				
17	13389-7404-2	Carter lanceur complet ASSY CASE, SPIRAL Spiralgehäuse, komplett										1		
17	13939-7404-2	Carter lanceur complet ASSY CASE, SPIRAL Spiralgehäuse, komplett				1								
18	☆	Commander par REF. No. ① ORDER BY REF. No. ① Bestellung mit TEIL NR. ①	1	1	1	1	1	1	1	1				
19	13934-8711-2	Marque NAME PLATE Beschriftungsschild	1											
19	13939-8811-2	Marque NAME PLATE Beschriftungsschild		1										
19	13954-8711-2	Marque NAME PLATE Beschriftungsschild						1						
19	13959-8811-2	Marque NAME PLATE Beschriftungsschild							1					
19	13382-8811-2	Marque NAME PLATE Beschriftungsschild								1				
19	13389-8811-2	Marque NAME PLATE Beschriftungsschild									1			
20	13907-8816-0	Marque MARK, KUBOTA Beschriftungsschild	1	1				1	1	1	1			
20	13939-8811-2	Marque MARK, KUBOTA Beschriftungsschild				1								
21	13661-6975-0	Crochet complet ASSY CLAMP, CORD Schelle	1	1	1	1	1	1						
21	13961-6974-0	Crochet complet ASSY CLAMP, CORD Schelle								1	1			
22	13921-7449-0	Capuchonnement COWLING, CYLINDER Zylinderverkleidung	1	1	1	1								
22	13941-7449-0	Capuchonnement COWLING, CYLINDER Zylinderverkleidung						1	1					
22	12401-7449-0	Capuchonnement COWLING, CYLINDER Zylinderverkleidung								1	1			

FIG.10

VOLANT MAGNETIQUE  
MAGNETO  
ZÜNDUNGS-BAUGRUPPE.

[GS160]  
[GS200]  
[GS280]

GS160TS

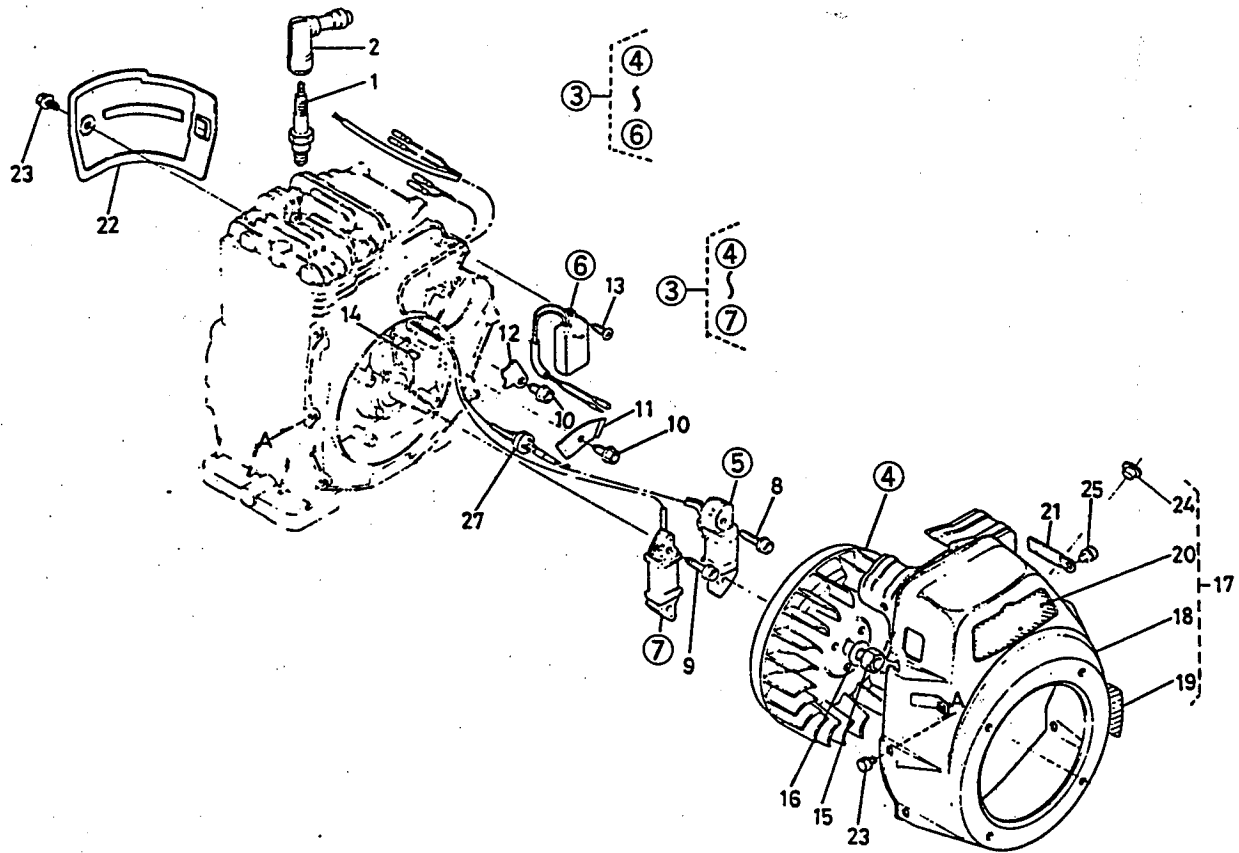




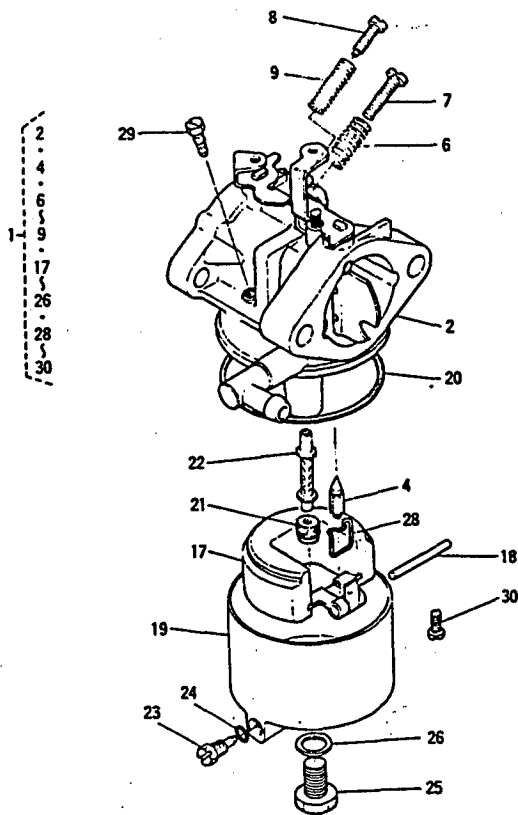
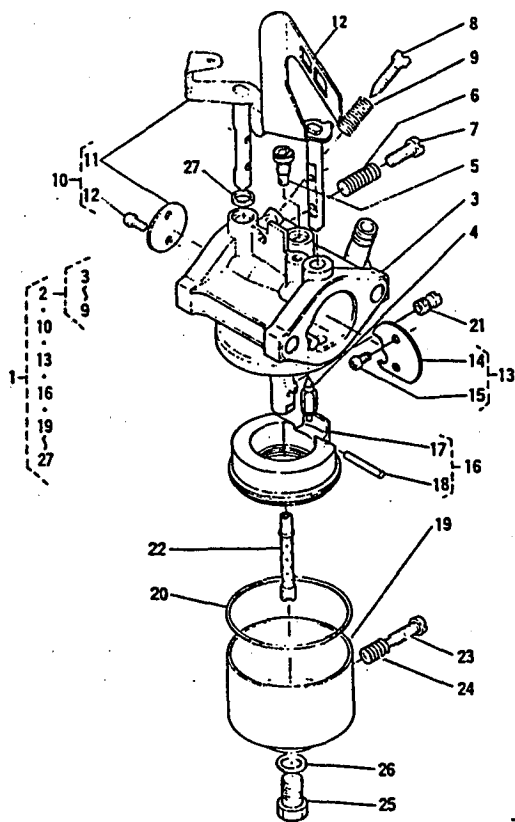
FIG.11

CARBURATEUR  
CARBURETTOR  
VERGASER

[GS160]  
[GS200]  
[GS280]

GS160  
GS200

GS280



REF No., TEIL Nr.

- ① 13382-4401-4
- ② 13382-4411-2
- ③ 13963-4412-3
- ④ 13382-4420-2
- ⑤ 13961-4427-2

Changement  
de matériel  
Change of material  
Veränderlincher  
material

**FIG.11** CARBURATEUR  
 CARBURETTOR  
 VERGASER

 [GS160]  
 [GS200]  
 [GS280]

REF. No. TEIL Nr.	No. DE CODE CODE No. CODE NR.	DESCRIPTION BEZEICHNUNG	UNITE · UNIT · GERÄT								INTERCHANGEABILITY AUSTAUSCHBARKEIT		REMARKS REMARKS BEMERKUNGEN
			GS160				GS200		GS280		NUMERO DE REVISION REVISION-Nr.	NUMERO DE SERIE SERIAL-Nr.	
			TS	TS-2	TS-3	TS- FI	TS	TS-2	TS	TS-2			
1	13932-4401-3	Carburateur complet	1	1	1	1							②, ⑩, ⑬, ⑮ ⑰~⑳
		ASSY CARBURETTOR											
		Vergaser, komplett											
1	13955-4401-0	Carburateur complet					1	1					②, ⑩, ⑬, ⑮ ⑰~⑳
		ASSY CARBURETTOR											
		Vergaser, komplett											
1	13382-4401-0	Carburateur complet							1	1		~100444	②, ④, ⑥~⑨ ⑰~⑳, ㉓~㉔
		ASSY CARBURETTOR											
		Vergaser, komplett											
1	13382-4401-4	Carburateur complet							1	1	13961-120	100001~	②, ④, ⑥~⑨ ⑰~⑳, ㉓~㉔
		ASSY CARBURETTOR											
		Vergaser, komplett											
2	☆	Commander par REF. No. ①	1	1	1	1							
		ORDER BY REF. No. ①											
		Bestellung mit TEIL NR. ①											
2	☆	Commander par REF. No. ①						1	1				
		ORDER BY REF. No. ①											
		Bestellung mit TEIL NR. ①											
2	☆	Commander par REF. No. ①							1	1			
		ORDER BY REF. No. ①											
		Bestellung mit TEIL NR. ①											
3	☆	Commander par REF. No. ②	1	1	1	1							
		ORDER BY REF. No. ②											
		Bestellung mit TEIL NR. ②											
3	☆	Commander par REF. No. ②						1	1				
		ORDER BY REF. No. ②											
		Bestellung mit TEIL NR. ②											
4	13941-4484-0	Pointeau complet	1	1	1	1	1	1	1	1	1	1	
		ASSY NEEDLE VALVE											
		Nadelventil											
4	13961-4484-0	Pointeau complet								1	1		
		ASSY NEEDLE VALVE											
		Nadelventil											
5	13932-4418-2	Circleur	1	1	1	1							
		JET, PILOT											
		Vordüse											
5	13951-4418-0	Circleur							1	1			
		JET, PILOT											
		Vordüse											
6	13941-4421-0	Ressort	1	1	1	1	1	1	1	1	1	1	
		SPRING											
		Feder											
6	13626-4421-0	Ressort								1	1		
		SPRING											
		Feder											

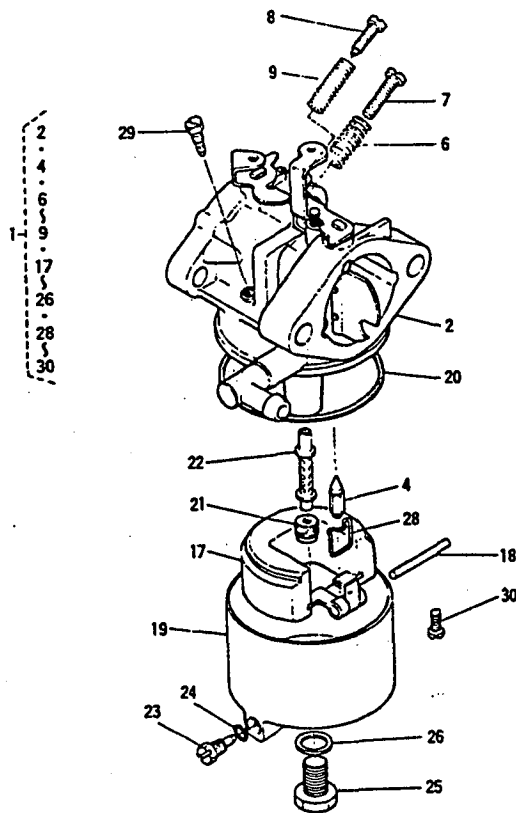
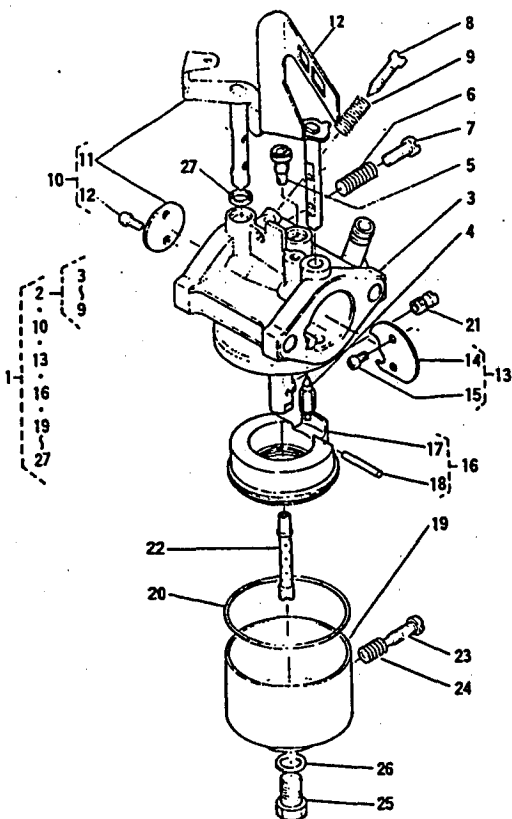
FIG.11

CARBURATEUR  
CARBURETTOR  
VERGASER

[GS160]  
[GS200]  
[GS280]

GS160  
GS200

GS280



REF No., TEIL Nr.

- ① 13382-4401-4
- ②① 13382-4411-2
- ②② 13963-4412-3
- ②③ 13382-4420-2
- ③① 13961-4427-2

Changement

de materièl

Change of material

Veränderlincher

material

**FIG.11** CARBURATEUR  
CARBURETTOR  
VERGASER

[GS160]  
[GS200]  
[GS280]

REF. No. TEIL Nr.	No. DE CODE CODE No. CODE NR.	DESCRIPTION BEZEICHNUNG	UNITÉ · UNIT · GERÄT								INTERCHANGEABILITE INTERCHANGEABILITY AUSTAUSCHBARKEIT		REMARQUES REMARKS BEMERKUNGEN
			GS160				GS200		GS280		NUMERO DE REVISION	NUMERO DE SERIE	
			TS	TS-2	TS-3	TS- FI	TS	TS-2	TS	TS-2	REVISION No. REVISION-Nr.	SERIAL No. SERIAL-Nr.	
7	13941-4423-0	Vis SCREW, IDLE Leerlaufschraube	1	1	1	1	1	1					
7	13301-4423-0	Vis SCREW, IDLE Leerlaufschraube							1	1			
8	13932-4422-0	Vis SCREW, PILOT Vordüsenschraube	1	1	1	1							
8	13181-4422-0	Vis SCREW, PILOT Vordüsenschraube						1	1				
8	13626-4422-0	Vis SCREW, PILOT Vordüsenschraube							1	1			
9	13581-4424-0	Ressort SPRING Feder	1	1	1	1	1	1					
9	13301-4424-0	Ressort SPRING Feder							1	1			
10	13932-4433-0	Arbre complet ASSY SHAFT, THROTTLE Drosselklappe, komplett	1	1	1	1	1	1					
11	13261-4432-0	Pointeur VALVE, THROTTLE Drosselklappe	1	1	1	1	1	1					
12	13941-4434-0	Vis SCREW Schraube	2	2	2	2	2	2					
13	13931-4454-0	Arbre complet ASSY SHAFT, CHOKE Chokeklappe, komplett	1	1	1	1							⑭, ⑮
13	13955-4454-0	Arbre complet ASSY SHAFT, CHOKE Chokeklappe, komplett						1	1				⑭, ⑮
14	13921-4453-0	Pointeau, étrangleur VALVE, CHOKE Chokeklappe	1	1	1	1							
14	13941-4453-0	Pointeau, étrangleur VALVE, CHOKE Chokeklappe						1	1				
15	13941-4455-0	Vis SCREW Schraube	2	2	2	2	2	2					
16	13955-4471-0	Flotteru complet ASSY FLOAT Schwimmer, komplett	1	1	1	1	1	1					⑰, ⑱

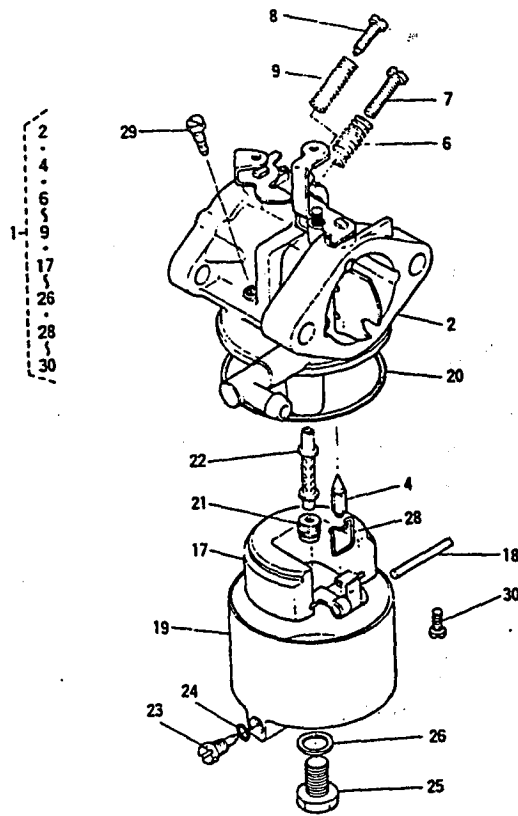
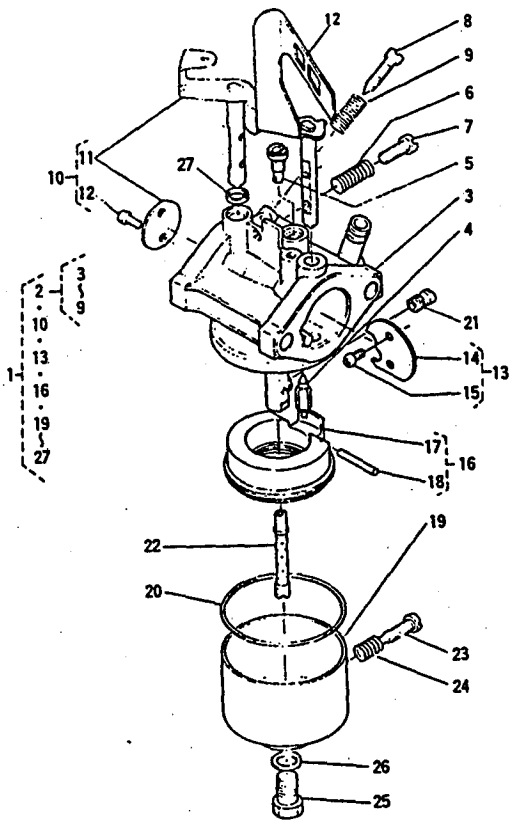
FIG.11

CARBURATEUR  
CARBURETTOR  
VERGASER

[GS160]  
[GS200]  
[GS280]

GS160  
GS200

GS280



REF No., TEIL Nr.

- ① 13382-4401-4
- ② 13382-4411-2
- ③ 13963-4412-3
- ④ 13382-4420-2
- ⑤ 13961-4427-2

Changement  
de matériel  
Change of material  
Veränderlicher  
material





D05-L

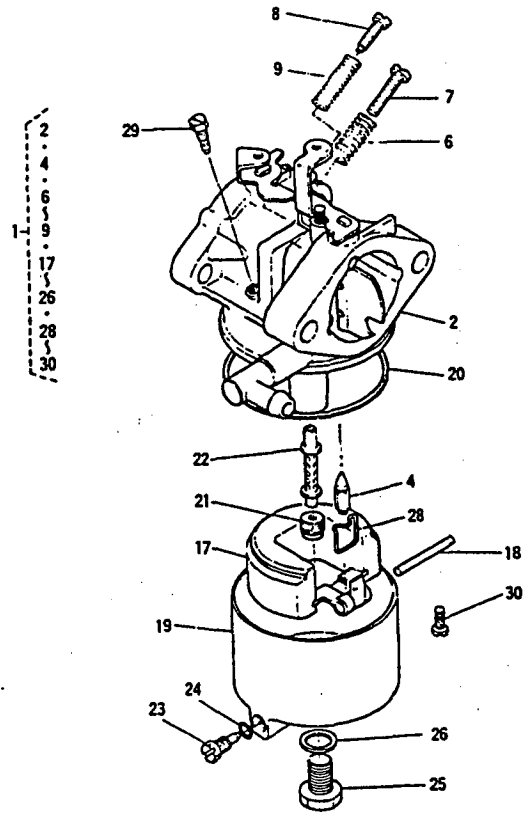
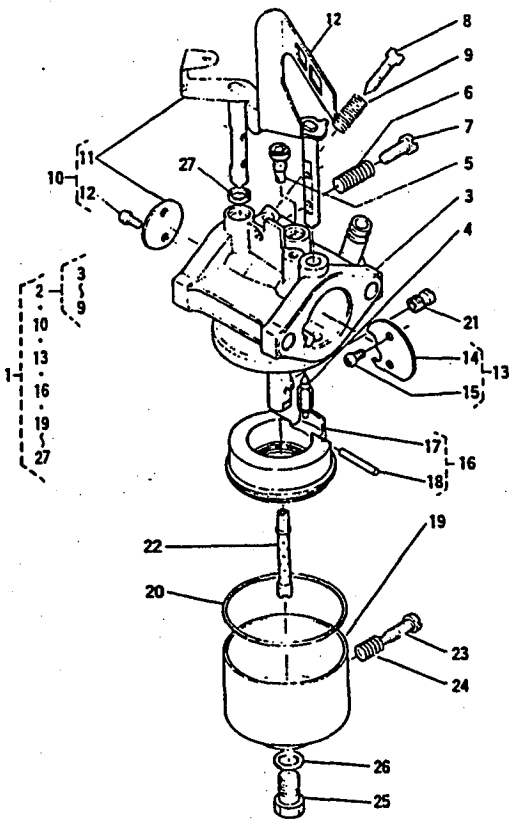
FIG.11

CARBURATEUR  
CARBURETTOR  
VERGASER

[GS160]  
[GS200]  
[GS280]

GS160  
GS200

GS280



REF No., TEIL Nr.

- ① 13382-4401-4
- ② 13382-4411-2
- ③ 13963-4412-3
- ④ 13382-4420-2
- ⑤ 13961-4427-2

Changement

de matériel

Change of material

Veränderlicher

material

D05-R

FIG.11

CARBURATEUR  
CARBURETTOR  
VERGASER[GS160]  
[GS200]  
[GS280]

REF. No. TEIL Nr.	No. DE CODE CODE No. CODE NR.	DESCRIPTION BEZEICHNUNG	UNITÉ · UNIT · GERÄT								INTERCHANGEABILITY INTERCHANGEABILITY AUSTAUSCHBARKEIT		REMARKS REMARKS BEMERKUNGEN
			GS160			GS200			GS280		NUMERO DE REVISION REVISION No. REVISION-Nr.	NUMERO DE SERIE SERIAL No. SERIAL-Nr.	
			TS	TS-2	TS-3	TS- FI	TS	TS-2	TS	TS-2			
23	13941-4483-0	Vis de vidange SCREW, DRAIN Ablaßschraube	1	1	1	1	1	1					
23	13901-4483-0	Vis de vidange SCREW, DRAIN Ablaßschraube							1	1			
24	13941-4481-0	Ressort SPRING Feder	1	1	1	1	1	1					
24	13901-4595-0	Joint torique O RING O-RING							1	1			
25	13941-4482-0	Vis BOLT Schraube	1	1	1	1	1	1					
25	13626-4426-0	Vis BOLT Schraube							1	1			
26	13941-4428-0	Rondelle WASHER Beilagscheibe	1	1	1	1	1	1					
26	13626-4428-0	Emballage PACKING Dichtung							1	1			
27	13941-4485-0	Sceau SEAL Dichtring	1	1	1	1	1	1					
28	13961-4486-0	Rondelle frein CLIP Klemmring							1	1			
29	13382-4420-0	Cicleur JET Vorduse							1	1	~100444		
29	13382-4420-2	Cicleur JET Vorduse							1	1	13961-120 100001~	C	
30	13961-4427-0	Vis SCREW Schraube							1	1	~100444		
30	13961-4427-2	Vis Screw Schraube							1	1	13961-120 100001~	C	

## 【部品注文時の注意事項】

## 【TRANSMISSION CASE】

REF. No.1 and No.2, TRANSMISSION CASE LH &amp; RH

## 1. T450-FR. (L. No. E01)

- 1) 61311-1111-0(LH)および、61311-1112-0(RH)または、本文中の㊸および㊹の注文の場合は、61311-1121-0(LH)および 61311-1122-0(RH)と、COMP HITCH の 61351-9721-0 が必要です。
- 2) 61311-1121-0(LH)および 61311-1122-0(RH)の注文の場合は、そのまま使用できます。
- 3) KTE対応の部品について  
61311-1111-0(LH)および 61311-1112-0(RH)または、本文中の㊸および㊹または61311-1121-0(LH)および 61311-1122-0(RH)の注文に対して 61341-1131-0(LH)および 61341-1133-0(RH)を代用する場合は、TRANSMISSION CASEのアッシ品番が必要です。  
また上記の TRANSMISSION 内部の部品の注文の場合は現品確認の上、部品表を参照してください。

## 2. T550-FR., T650-FR. (L. No. E01)

- 1) 61321-1111-0(LH) および61321-1112-0(RH)または、本文中の㊺および㊻の注文の場合は、61321-1121-0(LH) および 61321-1122-0(RH)と COMP HITCH 61351-9721-0 が必要です。
- 2) 61321-1121-0(LH) および 61321-1122-0(RH)の注文の場合は、そのまま使用できます。
- 3) KTE対応の部品について  
①61321-1111-0(LH) および 61321-1112-0(RH)。  
②本文中の㊺および㊻。  
③61321-1121-0(LH) および 61321-1122-0(RH)。  
上記①, ②, ③の注文に対して61361-1131-0(LH)および 61361-1133-0(RH)を代用する場合は、TRANSMISSION CASEのアッシ品番が必要です。

## 3. T750-FR., T850-FR. (L. No. E13)

- 1) KTE対応の部品について  
62571-1111-0(LH) および 62571-1112-0(RH...T750-FR.) または、62331-1112-0(RH...T850-FR.), または本文中の㊼, ㊽および㊾の注文の場合は、62581-1111-0(LH) および 62581-1112-0(RH...T750-FR.) または 62331-1123-0(RH...T850-FR.)のアッシ品番、もしくは 62581-1131-0(LH) および 62581-1133-0(RH...T750-FR.) または 62331-1133-0(RH...T850-FR.)のアッシ品番が必要です。
- 2) TRANSMISSION CASE内部の注文の場合は現品確認の上、部品表を参照して下さい。

**Précautions lors de la commande des pièces après Modification du Modèle****(CARTER DE TRANSMISSION)****REF. No.1 et No.2, CARTER DE TRANSMISSION GAUCHE & DROIT****1. T450 FR. (L. No. E01)**

- 1) Lors de la commande du 61311-1111-0 (GAUCHE) et 61311-1112-0 (DROIT), ou **A** et **B** dans la liste, le 61311-1121-0 (GAUCHE), le 61311-1122-0 (DROIT) avec le 61351-9721-0 (ATTELAGE COMPLET), doivent être commandés aussi.
- 2) Quand le 61311-1121-0 (GAUCHE) et le 61311-1122-0 (DROIT) sont commandés, ils peuvent être utilisés sans aucune pièce supplémentaire.
- 3) Comme pour les pièces contrôlées par KTE, si le 61341-1131-0 (GAUCHE) et le 61341-1133-0 (DROIT) sont utilisés comme des substituts pour la commande du 61311-1133-0 (GAUCHE) et du 61311-1112-0 (DROIT), ou **A** et **B** dans la liste, ou le 61311-1121-0 (GAUCHE) et le 61311-1122-0 (DROIT), le numéro d'ensemble pour le carter de transmission doit être spécifié.  
Lors de la commande de n'importe quelle pièce de la transmission mentionnée ci-dessus, la pièce à utiliser doit être vérifiée à l'aide de l'illustration et de la liste des pièces détachées.

**2. T550-FR., T650-FR. (L. No. E01)**

- 1) Lors de la commande du 61321-1111-0 (GAUCHE) et 61321-1112-0 (DROIT), ou **C** et **D** dans la liste, le 61321-1121-0 (GAUCHE) et le 61321-1122-0 (DROIT), avec le 61351-9721-0 (ATTELAGE COMPLET), doivent être commandés.
- 2) Quand le 61321-1121-0 (GAUCHE) et le 61321-1122-0 (DROIT) sont commandés, ils peuvent être utilisés sans aucune pièce supplémentaire.
- 3) Comme pour les pièces contrôlées par KTE, si le 61361-1131-0 (GAUCHE) et le 61361-1133-0 (DROIT) sont utilisés comme des substituts pour la commande du 61321-1111-0 (GAUCHE) et du 61321-1112-0 (DROIT), **C** et **D** dans la liste, ou le 61321-1121-0 (GAUCHE) et le 61321-1122-0 (DROIT), le numéro d'ensemble pour le carter de transmission doit être spécifié.

**3. T750-FR., T850-FR. (L. No. E13)**

- 1) Comme pour les pièces contrôlées par KTE, lors de la commande du 62571-1111-0 (GAUCHE) et du 62571-1112-0 (DROIT:T750-FR.), du 62331-1112-0 (DROIT:T850-FR.), **E** et **F** ou **G** dans la liste, le numéro d'ensemble pour le 62581-1111-0 (GAUCHE) et le 62581-1112-0 (DROIT:T750-FR.), le 62331-1123-0 (DROIT:T850-FR.) ou le numéro d'ensemble pour le 62581-1133-0 (GAUCHE) et le 62581-1133-0 (DROIT:T750-FR.) ou le 62331-1133-0 (DROIT:T850-FR.) doit être spécifié.
- 2) Lors de la commande de n'importe quelle pièce de la transmission mentionnée ci-dessus, la pièce à utiliser doit être vérifiée à l'aide de l'illustration et de la liste des pièces détachées.

**Precautions When ordering Parts due to Design Modification****(TRANSMISSION CASE)****REF. No.1 and No.2, TRANSMISSION CASE LH & RH****1. T450 FR. (L. No. E01)**

- 1) When ordering 61311-1111-0 (LH) and 61311-1112-0 (RH), or Ⓐ and Ⓑ in the list, 61311-1121-0 (LH) and 61311-1122-0 (RH) together with 61351-9721-0 (COMP HITCH) must also be ordered.
- 2) When 61311-1121-0 (LH) and 61311-1122-0 (RH) are ordered, they can be used without any additional parts.
- 3) As for parts controlled by the KTE, if 61341-1131-0 (LH) and 61341-1133-0 (RH) are used as substitutes for order of 61311-1111-0 (LH) and 61311-1112-0 (RH), or Ⓐ and Ⓑ in the list, or 61311-1121-0 (LH) and 61311-1122-0 (RH), the assembly number for the transmission case must be specified.  
When ordering any part of the above-mentioned transmission, the part in use must be checked with the illustration and referred to the parts list.

**2. T550-FR., T650-FR. (L. No. E01)**

- 1) When ordering 61321-1111-0 (LH) and 61321-1112-0 (RH), or Ⓒ and Ⓓ in the list, 61321-1121-0 (LH) and 61321-1122-0 (RH) together with 61351-9721-0 (COMP HITCH) must also be ordered.
- 2) When 61321-1121-0 (LH) and 61321-1122-0 (RH) are ordered, they can be used without any additional parts.
- 3) As for parts controlled by the KTE, if 61361-1131-0 (LH) and 61361-1133-0 (RH) are used as substitutes for order of 61321-1111-0 (LH) and 61321-1112-0 (RH), or Ⓒ and Ⓓ in the list, or 61321-1121-0 (LH) and 61321-1122-0 (RH), the assembly number for the transmission case must be specified.

**3. T750-FR., T850-FR. (L. No. E01)**

- 1) As for parts controlled by the KTE, when ordering 62571-1111-0 (LH) and 62571-1112-0 (RH:T750-FR.) or 62331-1112-0 (RH:T850-FR.), or Ⓔ and Ⓕ or Ⓖ in the list, the assembly number for 62581-1111-0 (LH) and 62581-1112-0 (RH:T750-FR.) or 62331-1123-0 (RH:T850-FR.) or the assembly number for 62581-1131-0 (LH) and 62581-1133-0 (RH:T750-FR.) or 62331-1133-0 (RH:T850-FR.) must be specified.
- 2) When ordering any part of the above-mentioned transmission, the part in use must be checked with the illustration and referred to the parts list.

Vorsichtsmaßnahmen beim Bestellen von Ersatzteilen, die Design-Änderungen unterliegen

(GETRIEBEGEHÄUSE)

REF. Nr. 1 und Nr. 2, GETRIEBEGEHÄUSE LH & RH

1. T450 FR. (L. No. E01)

- 1) Bei Bestellung von 61311-1111-0 (LH) und 61311-1112-0 (RH) oder Ⓐ und Ⓑ laut Liste, müssen auch 61311-1121-0 (LH) und 61311-1122-0 (RH) zusammen mit 61351-9721-0 (kompletter Zug) bestellt werden.
- 2) Wenn 61311-1121-0 (LH) und 61311-1122-0 (RH) bestellt werden, können diese ohne zusätzliche Teile verwendet werden.
- 3) Bei Ersatzteilen, die von KTE gesteuert werden, wenn 61341-1131-0 (LH) und 61341-1133-0 (RH) als Ersatz für den Auftrag von 61311-1111-0 (LH) und 61311-1112-0 (RH) oder Ⓐ und Ⓑ in der Liste oder 61311-1121-0 (LH) und 61311-1122-0 (RH) benutzt werden, muß die Montagenummer für das Getriebegehäuse angegeben werden.

Bei Bestellung von irgendwelchen Teilen des oben aufgeführten Getriebegehäuses muß das verwendete Teil mit der Abbildung verglichen worden und in der Ersatzteilliste aufgeführt sein.

2. T550-FR., T650-FR. (L. No. E01)

- 1) Wenn 61321-1111-0 (LH) und 61321-1112-0 (RH) oder Ⓒ und Ⓓ in der Liste bestellt werden, müssen 61321-1121-0 (LH) und 61321-1122-0 (RH) zusammen mit 61351-9721-0 (kompletter Zug) bestellt werden.
- 2) Wenn 61321-1121-0 (LH) und 61321-1122-0 (RH) bestellt werden, können diese ohne zusätzliche Teile verwendet werden.
- 3) Bei Ersatzteilen, die von KTE gesteuert werden, wenn 61361-1131-0 (LH) und 61361-1133-0 (RH) als Ersatz für den Auftrag von 61321-1111-0 (LH) und 61321-1112-0 (RH) oder Ⓒ und Ⓓ in der Liste oder 61321-1121-0 (LH) und 61321-1122-0 (RH) benutzt werden, muß die Montagenummer für das Getriebegehäuse angegeben werden.

3. T750-FR., T850-FR. (L. No. E01)

- 1) Bei Ersatzteilen, die von KTE gesteuert werden, und bei Bestellung von 62571-1111-0 (LH) und 62571-1112-0 (RH:T750-FR.) oder 62331-1112-0 (RH:T850-FR.) oder Ⓔ und Ⓕ oder Ⓖ in der Liste muß die Montagenummer für 62581-1111-0 (LH) und 62581-1112-0 (RH:T750-FR.) oder 62331-1123-0 (RH:T850-FR.) oder die Montagenummer für 62581-1131-0 (LH) und 62581-1133-0 (RH:T750-FR.) oder 62331-1133-0 (RH:T850-FR.) angegeben werden.
- 2) Bei Bestellung von irgendwelchen Teilen des oben aufgeführten Getriebes muß das verwendete Teil mit der Abbildung verglichen werden und in der Ersatzteilliste aufgeführt sein.





E01-R

FIG.1

BOITE DE VITESSES  
TRANSMISSION CASE  
GETRIEBEGEHAUSE(VIEUX TYPE)  
(OLD TYPE)  
(ALTER TYP)[~70000  
~65000 (WG)](T450)  
(T550)  
(T650)

REF. No. TEIL Nr.	No. DE CODE CODE No. CODE NR.	DESCRIPTION BEZEICHNUNG	UNITE · UNIT · GERAT									INTERCHANGEABILITE INTERCHANGEABILITY AUSTAUSCHBARKEIT		REMARQUES REMARKS BEMERKUNGEN			
			T450					T550			T650		NUMERO DE REVISION REVISION No.		NUMERO DE SERIE SERIAL No.		
			FR	WG	UK	SW	SP	FR	WG	SP	FR	WG					
1	61311-1111-0	Carter transmission complet CASE, TRANSMISSION LH Gehäusehälfte, links	1		1	1										~50882	
1	Ⓐ	Carter transmission complet CASE, TRANSMISSION LH Gehäusehälfte, links	1														B
1	61311-1121-0	Carter transmission complet CASE, TRANSMISSION LH Gehäusehälfte, links	1	1	1	1								61321-185	50883 ~51622 50001 ~50050 (WG)		B
1	61341-1131-0	Carter transmission complet CASE, TRANSMISSION LH Gehäusehälfte, links	1	1	1	1	1							61341-66	60001 ~70000 60001 ~65000 (WG)		B
1	61321-1111-0	Carter transmission complet CASE, TRANSMISSION LH Gehäusehälfte, links							1							~51602	
1	61321-1111-0	Carter transmission complet CASE, TRANSMISSION LH Gehäusehälfte, links											1			~51542	
1	Ⓑ	Carter transmission complet CASE, TRANSMISSION LH Gehäusehälfte, links						1					1				
1	61321-1121-0	Carter transmission complet CASE, TRANSMISSION LH Gehäusehälfte, links						1	1					61321-182	51603 ~52542 50001 ~50110 (WG)		B
1	61321-1121-0	Carter transmission complet CASE, TRANSMISSION LH Gehäusehälfte, links										1	1	61321-182	51543 ~52542 50001 ~50050 (WG)		B
1	61361-1131-0	Carter transmission complet CASE, TRANSMISSION LH Gehäusehälfte, links						1	1	1				61361-66	60001 ~70000 60001 ~65000 (WG)		B
1	61361-1131-0	Carter transmission complet CASE, TRANSMISSION LH Gehäusehälfte, links										1	1	61361-66	60001 ~70000 60001 ~65000 (WG)		B
2	61131-1112-0	Carter transmission complet CASE, TRANSMISSION RH Gehäusehälfte, rechts	1		1	1										~50882	
2	Ⓒ	Carter transmission complet CASE, TRANSMISSION RH Gehäusehälfte, rechts	1														B
2	61311-1122-0	Carter transmission complet CASE, TRANSMISSION RH Gehäusehälfte, rechts	1	1	1	1								61321-186	50883 ~51622 50001 ~50050 (WG)		B
2	61341-1133-0	Carter transmission complet CASE, TRANSMISSION RH Gehäusehälfte, rechts	1	1	1	1	1							61341-67	60001 ~70000 60001 ~65000 (WG)		B
2	61321-1112-0	Carter transmission complet CASE, TRANSMISSION RH Gehäusehälfte, rechts							1							~51602	

FR: France WG: Allemagne UK: Angletterre SW: Suisse SP: Espagne  
FR: France WG: West Germany UK: United Kingdom SW: Switzerland SP: Spain

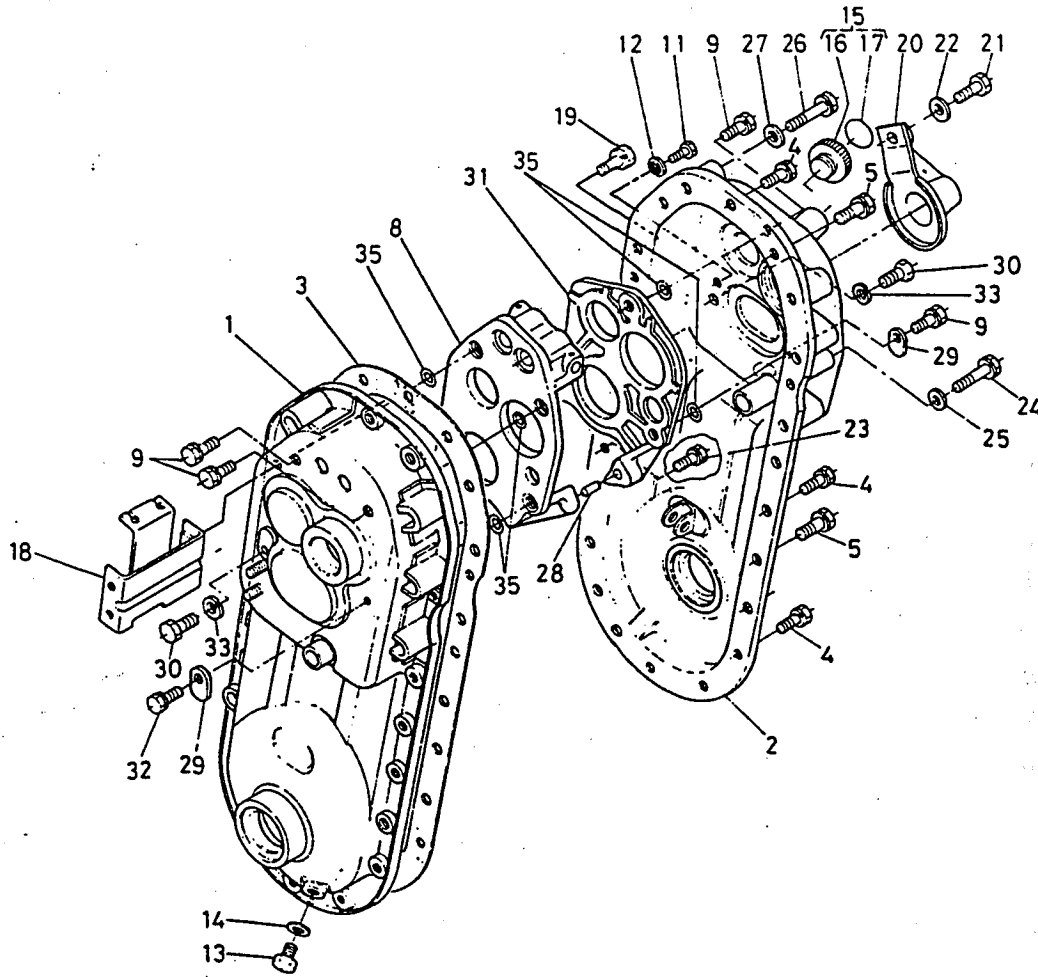
## FIG.1

BOITE DE VITESSES  
TRANSMISSION CASE  
GETRIEBEGEHAUSE

(VIEUX TYPE)  
(OLD TYPE)  
(ALTER TYP)

{ ~70000  
~65000 (WG) }

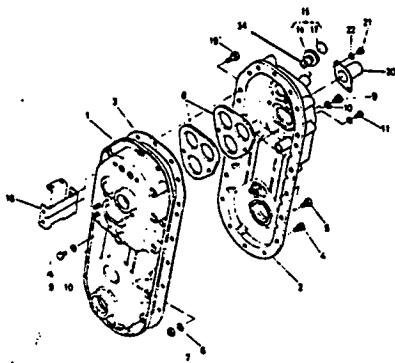
{ T450  
T550  
T650 }



REF. NO., TEIL Nr.

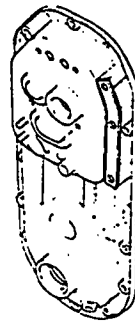
- ① 61311-1111-0
- ① 61321-1111-0
- ② 61311-1112-0
- ② 61321-1112-0
- ③ 61321-1113-0
- ④ 61321-1113-0
- ⑤ 01120-50816
- ⑤ 01170-51016
- ⑥ 04512-50100
- ⑦ 02118-50100
- ⑧ 61321-1144-0
- ⑧ 01153-50812
- ⑨ 04717-00800
- ⑩ 42612-2117-2
- ⑩ 61321-1115-0
- ⑩ 61321-1116-0
- ⑩ 61321-4714-0
- ⑪ 61321-1117-0
- ⑪ 01120-50816
- ⑫ 62271-1121-0
- ⑫ 01222-50608
- ⑫ 04512-50060
- ⑫ 04811-10200

T450-FR., T550-FR., T650-FR.



KUBOTA

Utsunomiya Usine  
Utsunomiya Factory  
Utsunomiya Fabrik



- REF. No. ①  
TEIL Nr. ①  
• 61311-1121-0  
• 61321-1121-0
- REF. No. ②  
TEIL Nr. ②  
• 61311-1122-0  
• 61321-1122-0

NUMÉRO DE SÉRIE  
SERIAL No.  
SERIAL-Nr.

T 450-50000~			T 550- 50000~			T 650- 50000~						
1	24	58	13	22	27	46	53	20	23	27	39	41
90	114	119	64	68	84	99	114	44	48	55	57	63
140	155	173	132	155	163	175	177	73	76	90	94	97
180	199	206	184	186	188	204	207	98	123	135	142	151
207	210	234	210	219	224	261	276	156	160	182	188	189
250	285	295	282	288	301	308	314	191	201	230	238	242
358			340	358	362	367	369	251	261	276	277	278
			386	387	407	414	416	280	324	327	336	340
			434	476	479	481	485	346	358	397	401	403
			515	630	651	692	700	412	419	444	470	475
			730	744	755	758	773	476	481	489	490	491
			789	798	873	894		506	514	520	526	527
								541	568	571	589	615
								462	695			
			1019	1350	1734	1896	2279	1695	1757	1780	1911	2261
			2521									

KTE



- REF. No. ①  
TEIL Nr. ①  
A · B
- REF. No. ②  
TEIL Nr. ②  
C · D

FIG.1

BOITE DE VITESSES  
TRANSMISSION CASE  
GETRIEBEGEHÄUSE(VIEUX TYPE)  
(OLD TYPE)  
(ALTER TYP)[~70000  
~65000 (WG)][T450]  
[T550]  
[T650]

REF. No. TEIL Nr.	No. DE CODE CODE No. CODE NR.	DESCRIPTION BEZEICHNUNG	UNITÉ · UNIT · GERÄT										INTERCHANGEABILITY AUSTAUSCHBARKEIT		REMARQUES REMARKS BEMERKUNGEN						
			T450					T550			T650		NUMERO DE REVISION REVISION No. REVISION-Nr.	NUMERO DE SERIE SERIAL No. SERIAL-Nr.							
			FR	WG	UK	SW	SP	FR	WG	SP	FR	WG									
2	61321-1112-0	Carter transmission complet CASE, TRANSMISSION RH Gehäusehälfte, rechts														1			~51542		
2	ⓓ	Carter transmission complet CASE, TRANSMISSION RH Gehäusehälfte, rechts								1							1				
2	61321-1122-0	Carter transmission complet CASE, TRANSMISSION RH Gehäusehälfte, rechts								1	1						61321-183		51603 ~52542 50001 ~50050 (WG)	B	
2	61321-1122-0	Carter transmission complet CASE, TRANSMISSION RH Gehäusehälfte, rechts															1	1	61321-183	51543 ~52542 50001 ~50050 (WG)	B
2	61361-1133-0	Carter transmission complet CASE, TRANSMISSION RH Gehäusehälfte, rechts								1	1	1						61361-67	60001 ~70000 60001 ~65000 (WG)	B	
2	61361-1133-0	Carter transmission complet CASE, TRANSMISSION RH Gehäusehälfte, rechts															1	1	61361-67	60001 ~70000 60001 ~65000 (WG)	B
3	61321-1113-0	Emballage PACKING Dichtung	1	1	1	1														~51622 ~50050 (WG)	
3	61321-1113-0	Emballage PACKING Dichtung																		~51622 ~50050 (WG)	
3	61321-1113-0	Emballage PACKING Dichtung																		~52542 ~50110 (WG)	
3	61361-1135-0	Emballage PACKING Dichtung	1	1	1	1	1											61361-68	60001 ~70000 60001 ~65000 (WG)	C	
3	61361-1135-0	Emballage PACKING Dichtung																61361-68	60001 ~70000 60001 ~65000 (WG)	C	
3	61361-1135-0	Emballage PACKING Dichtung																61361-68	60001 ~70000 60001 ~65000 (WG)	C	
4	01123-50816	Vis BOLT Schraube	9	9	9	9														~51622 ~50050 (WG)	
4	01123-50816	Vis BOLT Schraube																		~52542 ~50110 (WG)	
4	01123-50816	Vis BOLT Schraube																		~52542 ~50050 (WG)	
4	01123-50818	Vis BOLT Schraube	10	10	10	10	10											61341-66	60001 ~70000 60001 ~65000 (WG)	C	

FR:France WG:Allemagne UK:Augletterre SW:Suisse SP:Espagne  
FR:France WG:West Germany UK:United Kingdom SW:Switzerland SP:Spain  
FR:Frankreich WG:Westdeutschland UK:Großbritannien SW:Schweiz SP:Soanien

E03-L

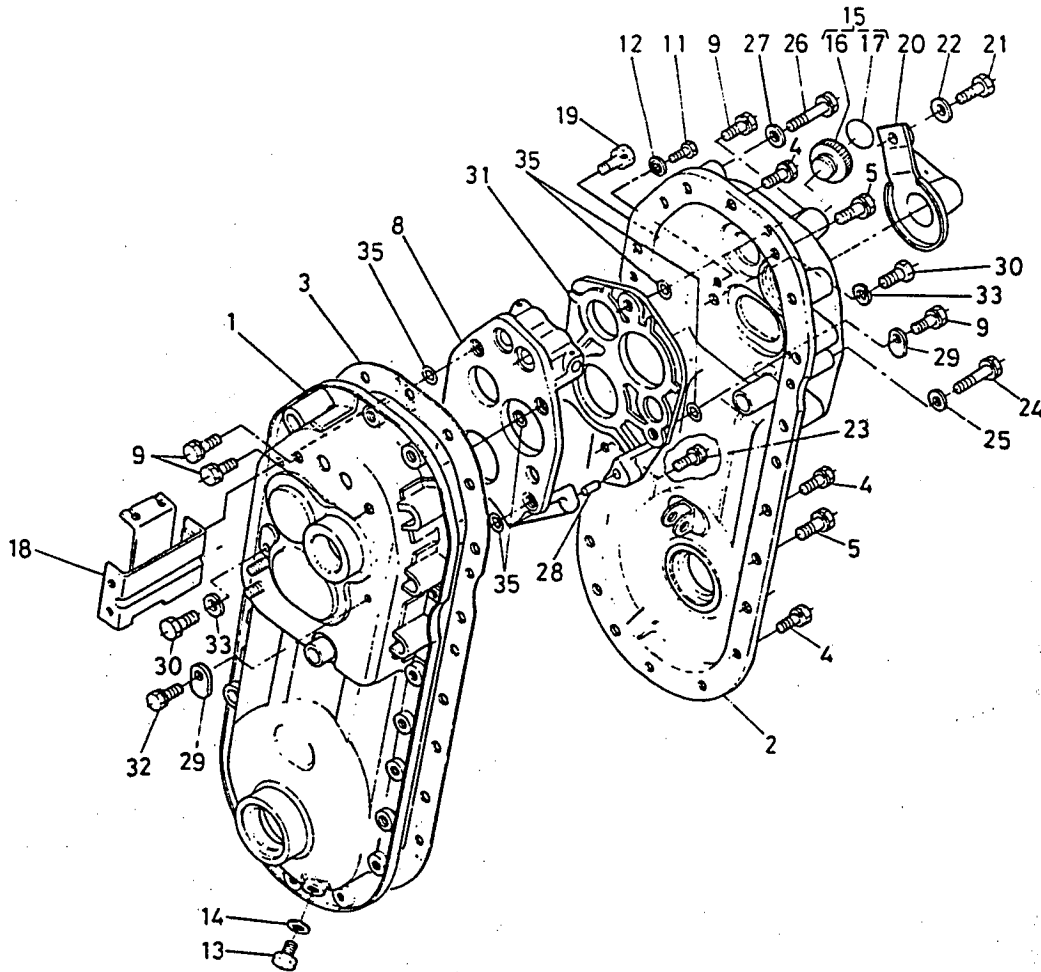
FIG.1

BOITE DE VITESSES  
TRANSMISSION CASE  
GETRIEBEGEHAUSE

(VIEUX TYPE)  
(OLD TYPE)  
(ALTER TYP)

{ ~70000  
~65000(WG) }

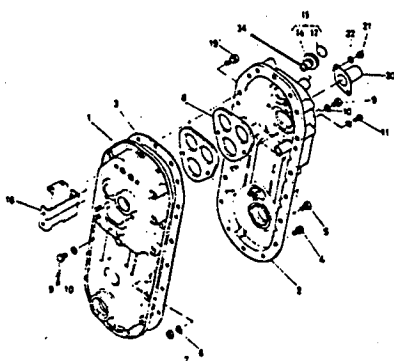
[T450]  
[T550]  
[T650]



REF. NO. TEIL. Nr.

- ⑤ 61311-1111-0
- ⑤ 61321-1111-0
- ⑤ 61311-1112-0
- ⑤ 61321-1112-0
- ⑤ 61321-1113-0
- ⑤ 01120-50816
- ⑤ 01170-51016
- ⑤ 04512-50100
- ⑤ 02118-50100
- ⑤ 61321-1144-0
- ⑤ 01153-50812
- ⑤ 04717-00890
- ⑤ 42612-2117-2
- ⑤ 61321-1115-0
- ⑤ 61321-1116-0
- ⑤ 61321-4714-0
- ⑤ 61321-1117-0
- ⑤ 01120-50816
- ⑤ 62271-1121-0
- ⑤ 01222-50608
- ⑤ 04512-50060
- ⑤ 04811-10200

T450-FR., T550-FR., T650-FR.



KUBOTA  
Utsunomiya Usine  
Utsunomiya Factory  
Utsunomiya Fabrik



- REF. No. ①  
TEIL Nr. ①  
• 61311-1121-0  
• 61321-1121-0
- REF. No. ②  
TEIL Nr. ②  
• 61311-1122-0  
• 61321-1122-0

NUMÉRO DE SÉRIE  
SERIAL No.  
SERIAL-Nr.

T450-50000~			T550-50000~			T650-50000~						
1	24	58	13	22	27	46	53	20	23	27	39	41
90	114	119	64	68	84	99	114	44	48	55	57	63
140	155	173	132	155	163	175	177	73	76	90	94	97
180	199	206	184	186	188	204	207	98	123	135	142	151
207	210	234	210	219	224	261	278	156	160	182	188	189
250	285	295	282	288	301	308	314	191	201	230	238	242
358			340	358	362	367	369	251	261	276	277	278
			386	387	407	414	416	280	324	327	336	340
			434	476	479	481	485	346	358	397	401	403
			515	630	651	692	700	412	419	444	470	475
			730	744	755	758	773	476	481	489	490	491
			789	798	873	894		506	514	520	526	527
								541	568	571	589	615
								662	695			
			1019	1550	1754	1896	2279	1695	1757	1780	1911	2261
			2521									

KTE



- REF. No. ①  
TEIL Nr. ①  
④ · ⑤
- REF. No. ②  
TEIL Nr. ②  
④ · ⑥

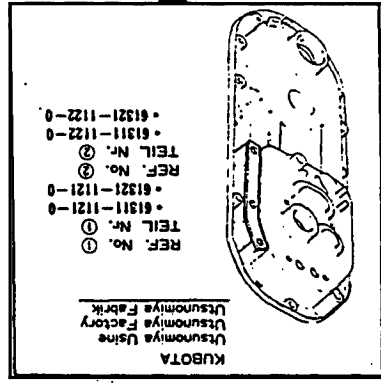
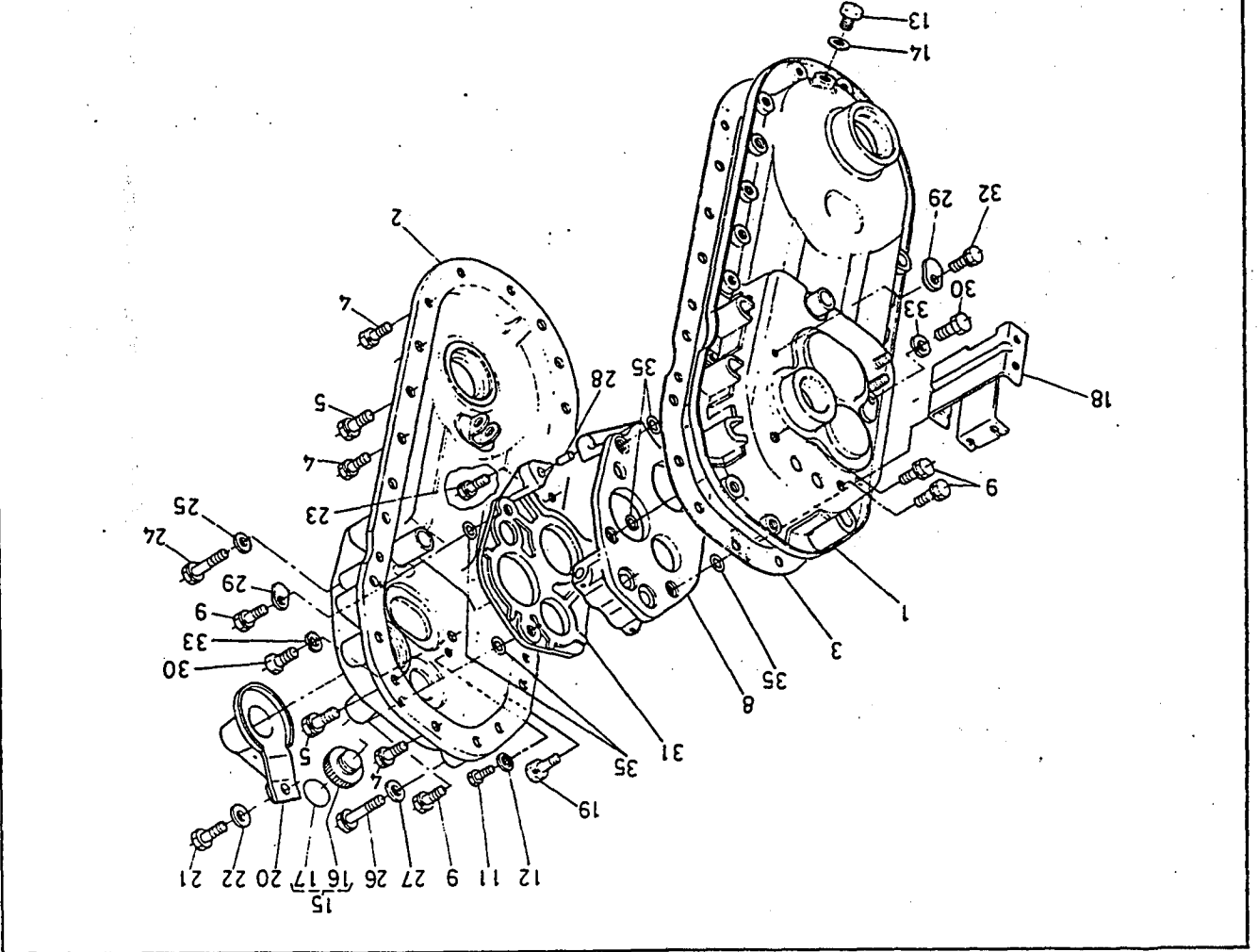
FIG.1

BOITE DE VITESSES  
TRANSMISSION CASE  
GETRIEBEGEHÄUSE(VIEUX TYPE)  
(OLD TYPE)  
(ALTER TYP)[~70000  
~65000 (WG)][T450]  
[T550]  
[T650]

REF. No. TEIL Nr.	No. DE CODE CODE No. CODE NR.	DESCRIPTION BEZEICHNUNG	UNITÉ · UNIT · GERÄT									INTERCHANGEABILITE INTERCHANGEABILITY AUSTAUSCHBARKEIT		REMARQUES REMARKS BEMERKUNGEN	
			T450			T550			T650			NUMERO DE REVISION REVISION-Nr.	NUMERO DE SERIE SERIAL No. SERIAL-Nr.		
			FR	WG	UK	SW	SP	FR	WG	SP	FR				WG
4	01123-50818	Vis BOLT Schraube						10	10	10			61361-66	60001 ~70000 60001 ~65000 (WG)	C
4	01123-50818	Vis BOLT Schraube									10	10	61361-66	60001 ~70000 60001 ~65000 (WG)	C
5	01170-51016	Vis BOLT Schraube	3	3	3	3								~51622 ~50050 (WG)	
5	01170-51016	Vis BOLT Schraube						2	2					~52542 ~50110 (WG)	
5	01170-51016	Vis BOLT Schraube									2	2		~52542 ~50050 (WG)	
5	01133-51020	Vis BOLT Schraube	2	2	2	2	2						61341-66	60001 ~70000 60001 ~65000 (WG)	C
5	01133-51020	Vis BOLT Schraube						2	2	2			61361-66	60001 ~70000 60001 ~65000 (WG)	C
5	01133-51020	Vis BOLT Schraube									2	2	61361-66	60001 ~70000 60001 ~65000 (WG)	C
6	04512-50100	Rondelle grower WASHER, SPRING Federring	3	3	3	3							61341-66	~51622 ~50052 (WG)	
6	04512-50100	Rondelle grower WASHER, SPRING Federring						3	3				61361-66	~52542 ~50110 (WG)	
6	04512-50100	Rondelle grower WASHER, SPRING Federring									3	3	61361-66	~52542 ~50050 (WG)	
7	02118-50100	Ecfou NUT Mutter	3	3	3	3							61341-66	~51622 ~50050 (WG)	
7	02118-50100	Ecfrou NUT Mutter						3	3				61361-66	~52542 ~50110 (WG)	
7	02118-50100	Ecfrou NUT Mutter									3	3	61361-66	~52542 ~50050 (WG)	
8	61321-1114-0	Support(G) HOLDER, BEARING LH Halteplatte links	1	1	1	1								~51622 ~50050 (WG)	
8	61321-1114-0	Support(G) HOLDER, BEARING LH Halteplatte links						1	1					~52542 ~50110 (WG)	

E04-L

FIG. 1  
 BOITE DE VITESSES  
 TRANSMISSION CASE  
 GETRIEBEGEHAUSE  
 (VIEUX TYPE)  
 (OLD TYPE)  
 (ALTER TYP)  
 [~70000  
 ~65000 (WG)]  
 [T450]  
 [T550]  
 [T650]

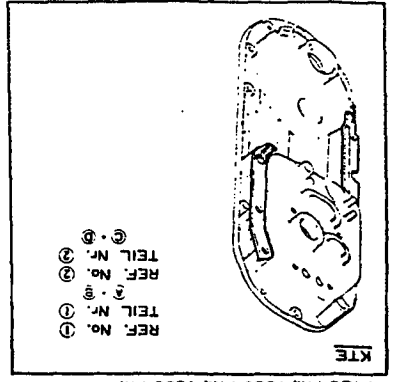
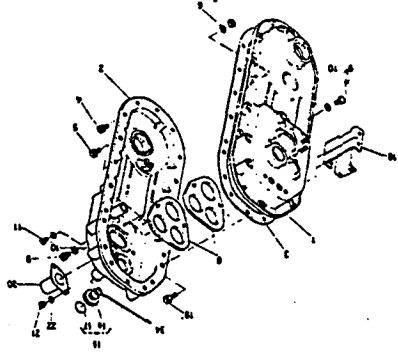


KUBOTA  
 Utsunomiya Usine  
 Utsunomiya Factory  
 Utsunomiya Fabrik

REF. No. ①  
 REF. No. ②  
 REF. No. ③  
 REF. No. ④  
 REF. No. ⑤  
 REF. No. ⑥  
 REF. No. ⑦  
 REF. No. ⑧  
 REF. No. ⑨  
 REF. No. ⑩  
 REF. No. ⑪  
 REF. No. ⑫

NUMÉRO DE SÉRIE  
 SERIAL No.  
 SERIAL-Nr.

T 450-50000~	13 22 27 46 53	64 68 84 99 114	132 155 163 175 177	184 186 188 204 207	210 219 224 261 278	282 288 301 308 314	340 358 362 367 369	386 387 407 414 416	434 476 478 481 485	515 630 651 692 700	720 744 755 758 773	789 798 873 894	1019 1550 1754 1896 2279
T 550-50000~	20 23 27 46 53	64 68 84 99 114	132 155 163 175 177	184 186 188 204 207	210 219 224 261 278	282 288 301 308 314	340 358 362 367 369	386 387 407 414 416	434 476 478 481 485	515 630 651 692 700	720 744 755 758 773	789 798 873 894	1019 1550 1754 1896 2279
T 650-50000~	20 23 27 46 53	64 68 84 99 114	132 155 163 175 177	184 186 188 204 207	210 219 224 261 278	282 288 301 308 314	340 358 362 367 369	386 387 407 414 416	434 476 478 481 485	515 630 651 692 700	720 744 755 758 773	789 798 873 894	1019 1550 1754 1896 2279



T450-FR, T550-FR, T650-FR

REF. NO. TEIL. Nr.  
 ① 61311-1111-0  
 ② 61321-1111-0  
 ③ 61311-1112-0  
 ④ 61321-1112-0  
 ⑤ 61321-1113-0  
 ⑥ 61321-1113-0  
 ⑦ 01120-50816  
 ⑧ 01170-51016  
 ⑨ 04512-50100  
 ⑩ 02118-50100  
 ⑪ 61321-1144-0  
 ⑫ 01153-50812  
 ⑬ 04717-00800  
 ⑭ 42612-2117-2  
 ⑮ 61321-1119-0  
 ⑯ 61321-1119-0  
 ⑰ 61321-1116-0  
 ⑱ 61321-4714-0  
 ⑲ 61321-1117-0  
 ⑳ 01120-50816  
 ㉑ 62271-1121-0  
 ㉒ 01222-50608  
 ㉓ 04512-50060  
 ㉔ 04811-10200

FIG.1

BOITE DE VITESSES  
TRANSMISSION CASE  
GETRIEBEGEHAUSE(VIEUX TYPE)  
(OLD TYPE)  
(ALTER TYP)[~70000  
~65000 (WG)][T450]  
[T550]  
[T650]

REF. No. TEIL Nr.	No. DE CODE CODE No. CODE NR.	DESCRIPTION BEZEICHNUNG	UNITÉ · UNIT · GERÄT									INTERCHANGEABILITY AUSTAUSCHBARKEIT		REMARQUES REMARKS BEMERKUNGEN		
			T450			T550			T650			NUMERO DE REVISION REVISION No. REVISION-Nr.	NUMERO DE SERIE SERIAL No. SERIAL-Nr.			
			FR	WG	UK	SW	SP	FR	WG	SP	FR				WG	
8	61321-1114-0	Support(G) HOLDER, BEARING LH Halteplatte links										1	1		~52542 ~50052 (WG)	
8	61361-1136-0	Support(G) HOLDER, BEARING LH Halteplatte links	1	1	1	1	1							61361-69	60001~	C
8	61361-1136-0	Support(G) HOLDER, BEARING LH Halteplatte links							1	1	1			61361-69	60001~	C
8	61361-1136-0	Support(G) HOLDER, BEARING LH Halteplatte links										1	1	61361-69	60001~	C
8	61361-1136-4	Support(G) HOLDER, BEARING LH Halteplatte links	1	1	1	1								61361-167	~70000 ~65000 (WG)	
8	61361-1136-4	Support(G) HOLDER, BEARING LH Halteplatte links						1	1					61361-167	~70000 ~65000 (WG)	
8	61361-1136-4	Support(G) HOLDER, BEARING LH Halteplatte links									1	1	61361-167	~70000 ~65000 (WG)		
9	01153-50812	Vis BOLT Schraube	4	4	4	4									~51622 ~50050 (WG)	
9	01153-50812	Vis BOLT Schraube						4	4						~52542 ~50110 (WG)	
9	01153-50812	Vis BOLT Schraube													~52542 ~50050 (WG)	
9	01123-51018	Vis BOLT Schraube	4	4	4	4	4							61361-69	60001 ~70000 60001 ~65000 (WG)	C
9	01123-51018	Vis BOLT Schraube						4	4	4				61361-69	60001 ~70000 60001 ~65000 (WG)	C
9	01123-51018	Vis BOLT Schraube									4	4	61361-69	60001 ~70000 60001 ~65000 (WG)	C	
10	04717-00800	Rondelle WASHR, WITH RUBBER Beilagscheibe mit Gummi	4	4	4	4								61361-69	~51622 ~50050 (WG)	
10	04717-00800	Rondelle WASHR, WITH RUBBER Beilagscheibe mit Gummi						4	4					61361-69	~52542 ~50110 (WG)	
10	04717-00800	Rondelle WASHR, WITH RUBBER Beilagscheibe mit Gummi									4	4	61361-69	~52542 ~50050 (WG)		

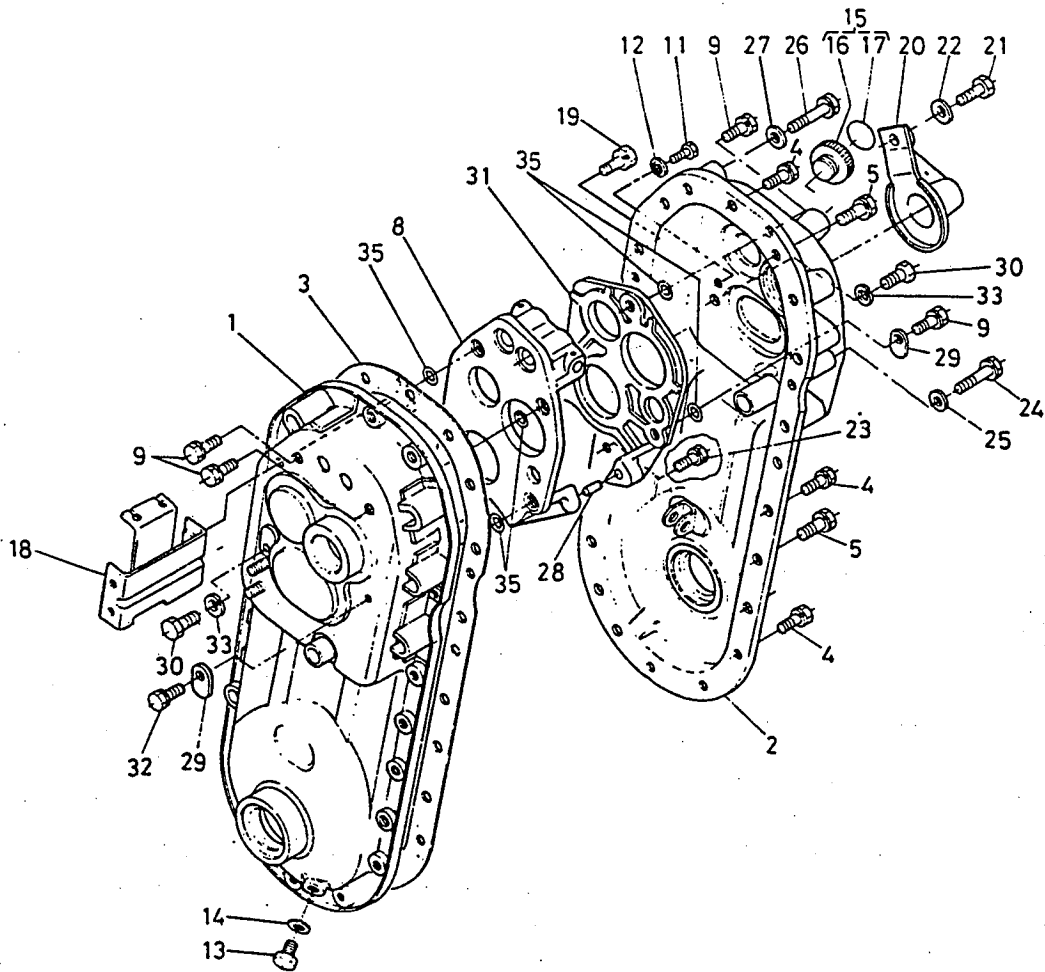
FIG.1

BOITE DE VITESSES  
TRANSMISSION CASE  
GETRIEBEGEHAUSE

(VIEUX TYPE)  
(OLD TYPE)  
(ALTER TYP)

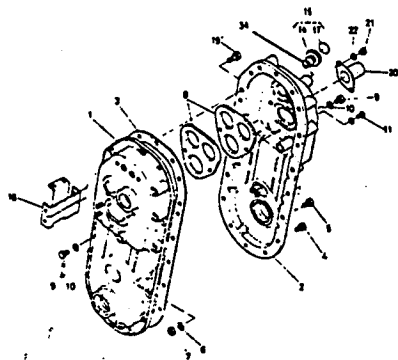
{ ~70000  
~65000 (WG) }

[T450]  
[T550]  
[T650]



REF. NO. TEIL Nr.

- ① 61311-1111-0
- ① 61321-1111-0
- ② 61311-1112-0
- ② 61321-1112-0
- ③ 61321-1113-0
- ④ 01120-50816
- ④ 01170-51016
- ④ 04512-50100
- ⑤ 02118-50100
- ⑥ 61321-1144-0
- ⑥ 01153-50812
- ⑦ 04717-00800
- ⑧ 42612-2117-2
- ⑧ 61321-1115-0
- ⑧ 61321-1116-0
- ⑧ 61321-4714-0
- ⑧ 61321-1117-0
- ⑧ 01120-50816
- ⑧ 62271-1121-0
- ⑧ 01222-50608
- ⑧ 04512-50060
- ⑧ 04811-10200



KUBOTA  
Utsunomiya Usine  
Utsunomiya Factory  
Utsunomiya Fabrik

REF. No. ①  
TEIL Nr. ①  
• 61311-1121-0  
• 61321-1121-0

REF. No. ②  
TEIL Nr. ②  
• 61311-1122-0  
• 61321-1122-0

T450-FR., T550-FR., T650-FR.

NUMÉRO DE SÉRIE  
SERIAL No.  
SERIAL-Nr.

T 450-50000~			T 550- 50000~			T 650- 50000~						
1	24	58	13	22	27	46	53	20	23	27	39	41
90	114	119	64	68	84	99	114	44	48	55	57	63
140	155	173	132	155	163	175	177	73	76	90	94	97
180	199	206	184	186	188	204	207	98	123	135	142	151
207	210	234	210	219	224	261	278	156	160	182	188	189
250	285	295	282	288	301	308	314	191	201	230	238	242
358			340	358	362	367	369	251	261	276	277	278
			386	387	407	414	416	280	324	327	336	340
			434	476	479	481	485	346	358	397	401	403
			515	630	651	692	700	412	419	444	470	475
			730	744	755	758	773	476	481	489	490	491
			789	798	873	894		506	514	520	526	527
								541	568	571	589	615
								662	695			
			1019	1550	1754	1896	2279	1695	1757	1780	1911	2261
			2521									

KTE



- REF. No. ①  
TEIL Nr. ①  
A • B
- REF. No. ②  
TEIL Nr. ②  
C • D



E05-R

FIG.1

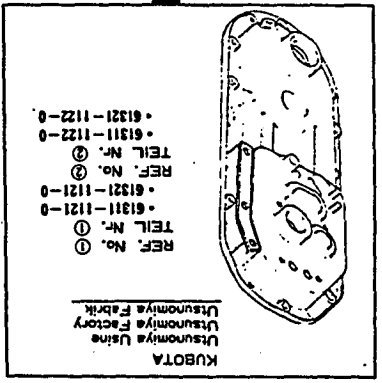
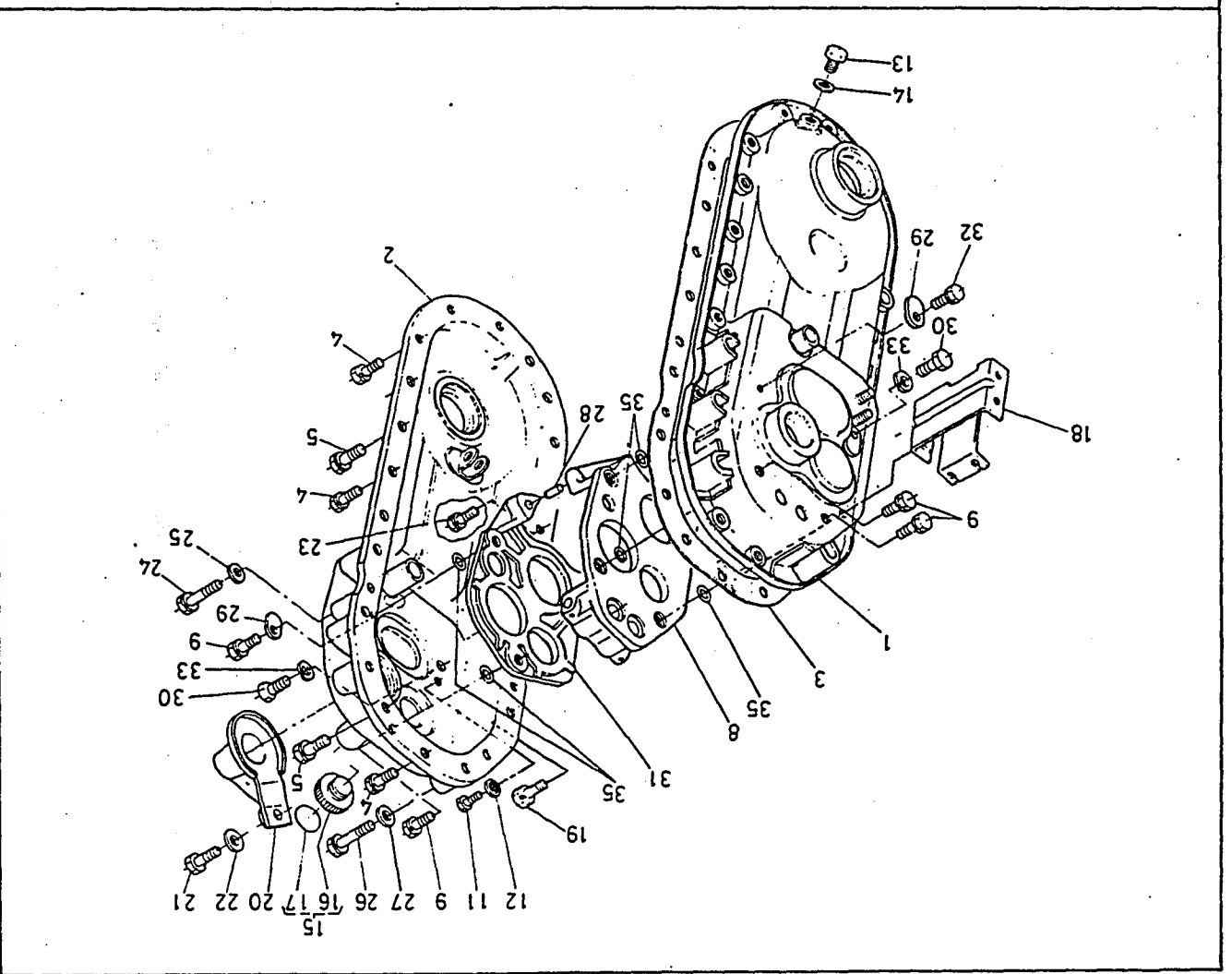
BOITE DE VITESSES  
TRANSMISSION CASE  
GETRIEBEGEHAUSE(VIEUX TYPE)  
(OLD TYPE)  
(ALTER TYP)[~70000  
~65000 (WG)][T450]  
[T550]  
[T650]

REF. No. TEIL Nr.	No. DE CODE CODE No. CODE NR.	DESCRIPTION BEZEICHNUNG	UNITE · UNIT · GERAT									INTERCHANGEABILITE INTERCHANGEABILITY AUSTAUSCHBARKEIT		REMARQUES REMARKS BEMERKUNGEN	
			T450			T550			T650			NUMERO DE REVISION REVISION No. REVISION-Nr.	NUMERO DE SERIE SERIAL No. SERIAL-Nr.		
			FR	WG	UK	SW	SP	FR	WG	SP	FR				WG
11	03014-50608	Vis BOLT Schraube	1	1	1	1								50001~	
11	03014-50608	Vis BOLT Schraube							1	1				50001~	
11	03014-50608	Vis BOLT Schraube									1	1		50001~	
11	42611-2117-0	Vis BOLT Schraube	1	1	1	1							61321-85	50001 ~51622 50001 ~50050 (WG)	C
11	42611-2117-0	Vis BOLT Schraube							1	1			61321-85	50001 ~52542 50001 ~50110 (WG)	C
11	42611-2117-0	Vis BOLT Schraube									1	1	61321-85	50001 ~52542 50001 ~50050 (WG)	C
11	01222-50612	Vis BOLT Schraube	1	1	1	1	1						61361-72	60001 ~70000 60001 ~65000 (WG)	C
11	01222-50612	Vis BOLT Schraube							1	1	1		61361-72	60001 ~70000 60001 ~65000 (WG)	C
11	01222-50612	Vis BOLT Schraube									1	1	61361-72	60001 ~70000 60001 ~65000 (WG)	C
12	04717-00600	Rondelle WASHR, SEAL Dichtungsscheibe	1	1	1	1	1	1	1	1	1	1			
13	06331-35010	Pastille PLUG Stopfen	1	1	1	1	1	1	1	1	1	1			
14	04717-01000	Rondelle WASHR, SEAL Dichtungsscheibe	1	1	1	1	1	1	1	1	1	1			
15	61321-1115-0	Bouchon complet ASSY PLUG. OIL FILLER Öleinfüllverserschlub, Komplet	1	1	1	1								~51622 ~50050 (WG)	⑯, ⑰
15	61321-1115-0	Bouchon complet ASSY PLUG. OIL FILLER Öleinfüllverserschlub, Komplet							1	1				~52542 ~50110 (WG)	⑯, ⑰
15	61321-1115-0	Bouchon complet ASSY PLUG. OIL FILLER Öleinfüllverserschlub, Komplet									1	1		~52542 ~50050 (WG)	⑯, ⑰
15	61361-1115-0	Bouchon complet ASSY PLUG. OIL FILLER Öleinfüllverserschlub, Komplet	1	1	1	1	1						61361-120	50001 ~70000 50001 ~65000 (WG)	⑯, ⑰

FR:France  
FR:FranceWG:Allemagne  
WG:West GermanyUK:Augleterre  
UK:United KingdomSW:Suisse  
SW:SwitzerlandSP:Espagne  
SP:Spain

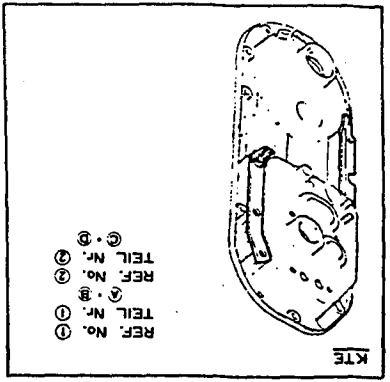
E06-L

BOITE DE VITESSES  
TRANSMISSION CASE  
GETRIEBEGEHAUSE  
(VIEUX TYPE)  
(OLD TYPE)  
(ALTER TYP)  
[~70000  
~65000 (WG)]  
[T450]  
[T550]  
[T650]



KUBOTA  
Utsunomiya Usine  
Utsunomiya Fabrik  
REF. No. ①  
TEIL. Nr. ①  
• 61311-1121-0  
REF. No. ②  
TEIL. Nr. ②  
• 61321-1121-0  
REF. No. ③  
TEIL. Nr. ③  
• 61311-1122-0  
• 61321-1122-0

NUMERO DE SERIE SERIAL No. SERIAL-Nr.	
T450-50000~	T350-50000~
1 24 58 90 114 119 140 155 173 180 199 206 207 210 234 250 285 293 358	13 22 27 46 53 64 68 84 99 114 132 155 163 175 177 184 186 188 204 207 210 219 224 261 278 282 288 301 308 314 340 358 362 367 369 386 387 407 414 416 434 476 479 481 485 515 630 651 692 700 730 744 755 758 773 789 798 798 873 894 1019 1350 1754 1896 2279
41 39 57 63 87 97 151 188 188 242 277 278 340 340 403 475 481 526 527 589 615	20 25 27 46 53 64 68 84 99 114 132 155 163 175 177 184 186 188 204 207 210 219 224 261 278 282 288 301 308 314 340 358 362 367 369 386 387 407 414 416 434 476 479 481 485 515 630 651 692 700 730 744 755 758 773 789 798 798 873 894 1019 1350 1754 1896 2279 2521



REF. No. ①  
TEIL. Nr. ①  
REF. No. ②  
TEIL. Nr. ②  
REF. No. ③  
TEIL. Nr. ③

T450-FR, T550-FR, T650-FR

- ① 61311-1111-0
- ② 61321-1111-0
- ③ 61311-1112-0
- ④ 61321-1112-0
- ⑤ 61321-1113-0
- ⑥ 01120-50816
- ⑦ 01170-51016
- ⑧ 04512-50100
- ⑨ 02118-50100
- ⑩ 61321-1144-0
- ⑪ 01153-50812
- ⑫ 04717-00600
- ⑬ 42612-2117-2
- ⑭ 61321-1115-0
- ⑮ 61321-1116-0
- ⑯ 61321-4714-0
- ⑰ 61321-1117-0
- ⑱ 01120-50816
- ⑳ 62271-1121-0
- ㉑ 01222-50608
- ㉒ 04512-50060
- ㉓ 04811-10200

E06-R

FIG.1

BOITE DE VITESSES  
TRANSMISSION CASE  
GETRIEBEGEHAUSE(VIEUX TYPE)  
(OLD TYPE)  
(ALTER TYP)[~70000  
~65000 (WG)][T450]  
[T550]  
[T650]

REF. No. TEIL Nr.	No. DE CODE CODE No. CODE NR.	DESCRIPTION BEZEICHNUNG	UNITE · UNIT · GERAT									INTERCHANGEABILITY AUSTAUSCHBARKEIT		REMARKS REMARKS BEMERKUNGEN		
			T450			T550			T650			NUMERO DE REVISION REVISION No. REVISION-Nr.	NUMERO DE SERIE SERIAL No. SERIAL-Nr.			
			FR	WG	UK	SW	SP	FR	WG	SP	FR				WG	
15	61361-1115-0	Bouchon complet ASSY PLUG. OIL FILLER Öleinfüllverschlus, Komplet							1	1	1			61361-120	50001 ~70000 50001 ~65000 (WG)	⑯, ⑰
15	61361-1115-0	Bouchon complet ASSY PLUG. OIL FILLER Öleinfüllverschlus, Komplet												61361-120	50001 ~70000 50001 ~65000 (WG)	⑯, ⑰
16	☆	Commander par REF NO. ⑯ ORDER BY REF NO. ⑯ Bestellung mit TEIL NR. ⑯	1	1	1	1									~51622 ~50050 (WG)	
16	☆	Commander par REF NO. ⑯ ORDER BY REF NO. ⑯ Bestellung mit TEIL NR. ⑯							1	1					~52542 ~50110 (WG)	
16	☆	Commander par REF NO. ⑯ ORDER BY REF NO. ⑯ Bestellung mit TEIL NR. ⑯												61361-120	~52542 ~50050 (WG)	
16	☆	Commander par REF NO. ⑯ ORDER BY REF NO. ⑯ Bestellung mit TEIL NR. ⑯	1	1	1	1	1							61361-120	50001 ~70000 50001 ~65000 (WG)	
16	☆	Commander par REF NO. ⑯ ORDER BY REF NO. ⑯ Bestellung mit TEIL NR. ⑯							1	1	1			61361-120	50001 ~70000 50001 ~65000 (WG)	
16	☆	Commander par REF NO. ⑯ ORDER BY REF NO. ⑯ Bestellung mit TEIL NR. ⑯												61361-120	50001 ~70000 50001 ~65000 (WG)	
17	61321-4714-0	Marque LABEL Beschriftungsschild	1	1	1	1									~51622 ~50050 (WG)	
17	61321-4714-0	Marque LABEL Beschriftungsschild							1	1					~52542 ~50110 (WG)	
17	61321-4714-0	Marque LABEL Beschriftungsschild												61361-123	~52542 ~50050 (WG)	
17	61361-4714-0	Marque LABEL Beschriftungsschild	1	1	1	1	1							61361-123	60001 ~70000 60001 ~65000 (WG)	
17	61361-4714-0	Marque LABEL Beschriftungsschild							1	1	1			61361-123	60001 ~70000 60001 ~65000 (WG)	
17	61361-4714-0	Marque LABEL Beschriftungsschild												61361-123	60001 ~70000 60001 ~65000 (WG)	
18	61321-1117-0	Crochet CLAMP, WIRE Saltoklemme	1	1	1	1	1	1	1	1	1				~70000 ~65000 (WG)	
19	01123-50816	Vis BOLT Schraube	2	2	2	2									~51622 ~50050 (WG)	

FR:France WG:Allemagne UK:Augletterre SW:Suisse SP:Espagne

FR:France WG:West Germany UK:United Kingdom SW:Switzerland SP:Spain

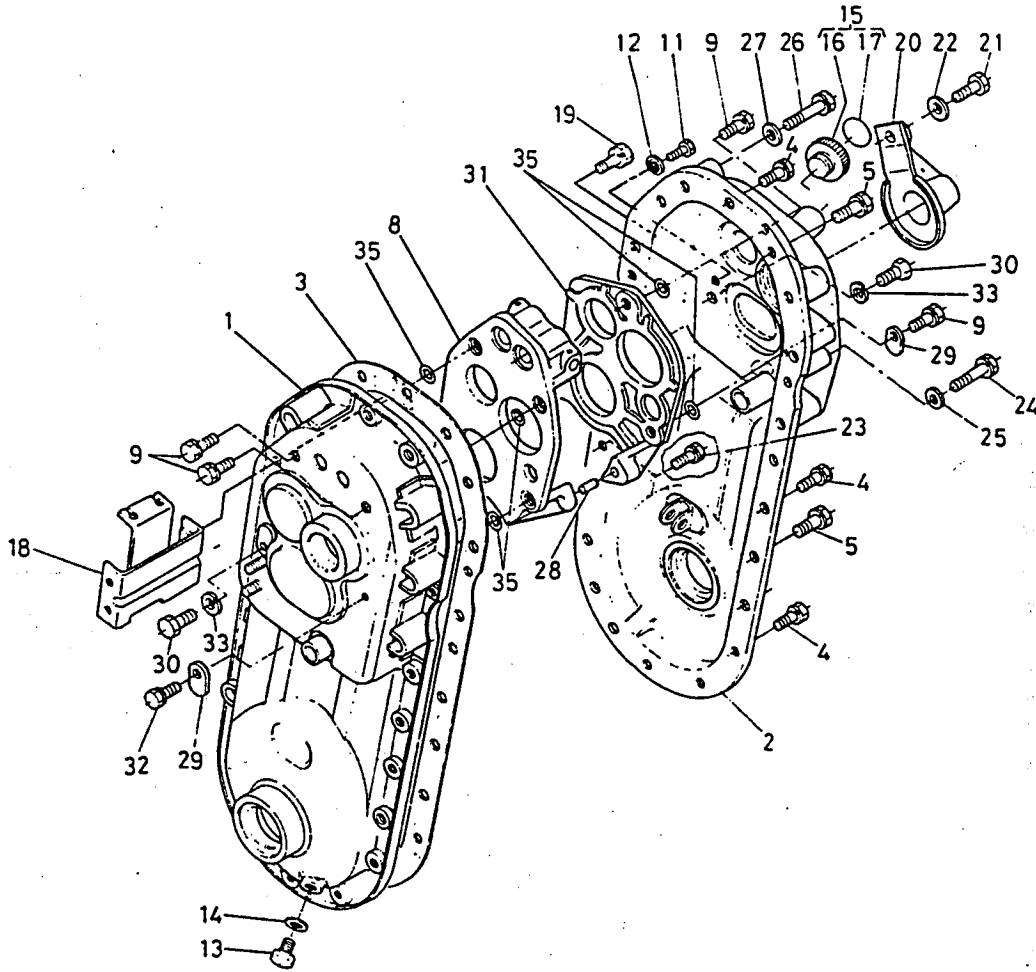
## FIG.1

BOITE DE VITESSES  
TRANSMISSION CASE  
GETRIEBEGEHAUSE

(VIEUX TYPE)  
(OLD TYPE)  
(ALTER TYP)

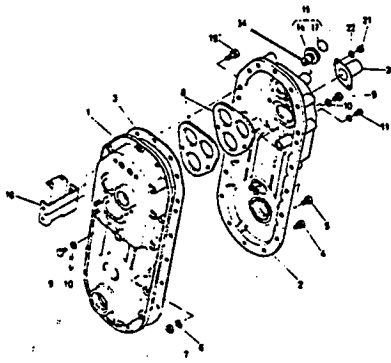
{ ~70000  
~65000 (WG) }

[T450]  
[T550]  
[T650]



REF. NO. TEIL Nr.

- ① 61311-1111-0
- ① 61321-1111-0
- ② 61311-1112-0
- ② 61321-1112-0
- ③ 61321-1113-0
- ④ 01120-50816
- ④ 01170-51016
- ⑤ 04512-50100
- ⑥ 02118-50100
- ⑦ 61321-1144-0
- ⑧ 01153-50812
- ⑨ 04717-00800
- ⑩ 42612-2117-2
- ⑪ 61321-1115-0
- ⑫ 61321-1116-0
- ⑬ 61321-4714-0
- ⑭ 61321-1117-0
- ⑮ 01120-50816
- ⑯ 62271-1121-0
- ⑰ 01222-50608
- ⑱ 04512-50060
- ⑳ 04811-10200



**KUBOTA**  
Utsunomiya Usine  
Utsunomiya Factory  
Utsunomiya Fabrik



- REF. No. ①  
TEIL Nr. ①  
• 61311-1121-0  
• 61321-1121-0
- REF. No. ②  
TEIL Nr. ②  
• 61311-1122-0  
• 61321-1122-0

T450-FR., T550-FR., T650-FR.

**KTE**



- REF. No. ①  
TEIL Nr. ①  
④ • ⑧
- REF. No. ②  
TEIL Nr. ②  
⑤ • ⑨

NUMÉRO DE SÉRIE  
SERIAL No.  
SERIAL-Nr.

T 450-50000~			T 550-50000~			T 650-50000~						
1	24	58	13	22	27	46	53	20	23	27	39	41
90	114	119	64	68	84	99	114	44	48	55	57	63
140	155	173	132	155	163	175	177	73	76	90	94	97
180	199	206	184	186	188	204	207	98	123	135	142	151
207	210	234	210	219	224	261	278	156	160	182	188	189
250	285	295	282	288	301	308	314	191	201	230	238	242
			340	358	362	367	369	251	261	276	277	278
			386	387	407	414	416	280	324	327	336	340
			434	476	479	481	485	346	358	397	401	403
			515	630	651	692	700	412	419	444	470	475
			730	744	755	758	773	476	481	489	490	491
			789	798	873	894		506	514	520	526	527
								541	568	571	589	615
								662	695			
			1019	1550	1754	1896	2279	1695	1757	1780	1911	2261
			2521									

E07-R

FIG.1

BOITE DE VITESSES  
TRANSMISSION CASE  
GETRIEBEGEHÄUSE(VIEUX TYPE)  
(OLD TYPE)  
(ALTER TYP)[~70000  
~65000(WG)][T450]  
[T550]  
[T650]

REF. No. TEIL Nr.	No. DE CODE CODE No. CODE NR.	DESCRIPTION BEZEICHNUNG	UNITÉ · UNIT · GERÄT									INTERCHANGEABILITY AUSTAUSCHBARKEIT		REMARKS REMARKS BEMERKUNGEN			
			T450			T550			T650			NUMERO DE REVISION REVISION No. REVISION-Nr.	NUMERO DE SERIE SERIAL No. SERIAL-Nr.				
			FR	WG	UK	SW	SP	FR	WG	SP	FR				WG		
19	01123-50816	Vis BOLT Schraube								2	2	2			~52542 ~50110 (WG)		
19	01123-50816	Vis BOLT Schraube											2	2	~52542 ~50050 (WG)		
19	01123-50818	Vis BOLT Schraube	2	2	2	2	2							61361-66	60001 ~70000 60001 ~65000 (WG)	C	
19	01123-50818	Vis BOLT Schraube								2	2	2		61361-66	60001 ~70000 60001 ~65000 (WG)	C	
19	01123-50818	Vis BOLT Schraube											2	2	61361-66	60001 ~70000 60001 ~65000 (WG)	C
20	62271-1121-0	Couvercle COVER, SHAFT Deckel	1	1	1	1									~51622 ~50050 (WG)		
20	62271-1121-0	Couvercle COVER, SHAFT Deckel							1	1					~52542 ~50110 (WG)		
20	62271-1121-0	Couvercle COVER, SHAFT Deckel										1	1		~52542 ~50050 (WG)		
20	61361-1141-0	Couvercle COVER, SHAFT Deckel	1	1	1	1	1							61361-74	60001 ~70000 60001 ~65000 (WG)	C	
20	61361-1141-0	Couvercle COVER, SHAFT Deckel							1	1	1			61361-74	60001 ~70000 60001 ~65000 (WG)	C	
20	61361-1141-0	Couvercle COVER, SHAFT Deckel										1	1	61361-74	60001 ~70000 60001 ~65000 (WG)	C	
21	01222-50608	Vis BOLT Schraube	2	2	2	2									~51622 ~50050 (WG)		
21	01222-50608	Vis BOLT Schraube								2	2				~52542 ~50110 (WG)		
21	01222-50608	Vis BOLT Schraube										2	2		~52542 ~50050 (WG)		
21	01153-51020	Vis BOLT Schraube	1	1	1	1	1							61361-74	60001 ~70000 60001 ~65000 (WG)	C	
21	01153-51020	Vis BOLT Schraube								1	1	1		61361-74	60001 ~70000 60001 ~65000 (WG)	C	

FR: France    WG: Allemagne    UK: Augletterre    SW: Suisse    SP: Espagne  
FR: France    WG: West Germany    UK: United Kingdom    SW: Switzerland    SP: Spain  
FR: Frankreich    WG: Westdeutschland    UK: Großbritannien    SW: Schweiz    SP: Spanien

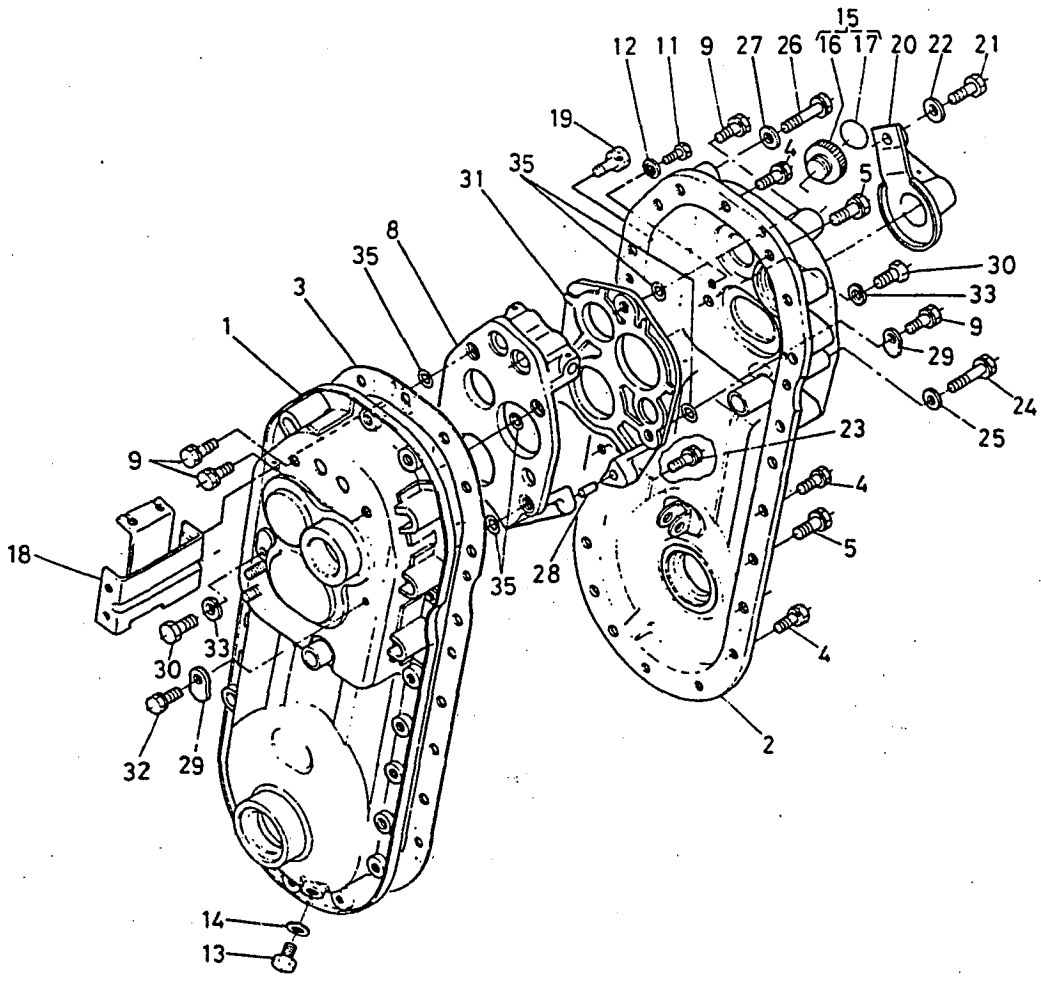
FIG. 1

BOITE DE VITESSES  
TRANSMISSION CASE  
GETRIEBEGEHAUSE

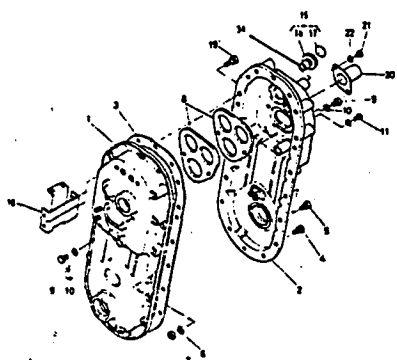
(VIEUX TYPE)  
(OLD TYPE)  
(ALTER TYP)

~70000  
~65000 (WG)

[T450]  
[T550]  
[T650]



- REF. NO., TEIL Nr.
- ① 61311-1111-0
  - ① 61321-1111-0
  - ② 61311-1112-0
  - ② 61321-1112-0
  - ③ 61321-1113-0
  - ④ 01120-50816
  - ④ 01170-51016
  - ④ 04512-50100
  - ④ 02118-50100
  - ④ 61321-1144-0
  - ④ 01153-50812
  - ④ 04717-00800
  - ④ 42612-2117-2
  - ④ 61321-1115-0
  - ④ 61321-1116-0
  - ④ 61321-4714-0
  - ④ 61321-1117-0
  - ④ 01120-50816
  - ④ 62271-1121-0
  - ④ 01222-50608
  - ④ 04512-50060
  - ④ 04811-10200



KUBOTA  
Utsunomiya Usine  
Utsunomiya Factory  
Utsunomiya Fabrik

REF. No. ①  
TEIL Nr. ①  
• 61311-1121-0  
• 61321-1121-0

REF. No. ②  
TEIL Nr. ②  
• 61311-1122-0  
• 61321-1122-0

T450-FR., T550-FR., T650-FR.

KTE

REF. No. ①  
TEIL Nr. ①  
A • B

REF. No. ②  
TEIL Nr. ②  
C • D

NUMÉRO DE SÉRIE  
SERIAL No.  
SERIAL-Nr.

T450-50000~			T550-50000~			T650-50000~						
1	24	58	13	22	27	46	53	20	23	27	38	41
90	114	119	64	68	84	99	114	44	48	55	57	63
140	155	173	132	155	163	175	177	73	76	90	94	97
180	199	206	184	186	188	204	207	98	123	135	142	151
207	210	234	210	219	224	261	278	156	160	182	188	189
250	285	295	282	288	301	308	314	191	201	230	238	242
358	340	358	362	367	369			251	261	276	277	278
	386	387	407	414	416			280	324	327	336	340
	434	476	479	481	485			346	358	397	401	403
	515	630	651	692	700			412	419	444	470	475
	730	744	755	758	773			476	481	489	490	491
	789	798	873	894			506	514	520	526	527	
							541	568	571	589	613	
							662	695				
	1019	1550	1754	1896	2279			1695	1757	1780	1911	2261
	2521											

FIG.1

BOITE DE VITESSES  
TRANSMISSION CASE  
GETRIEBEGEHÄUSE(VIEUX TYPE)  
(OLD TYPE)  
(ALTER TYP)[~70000  
~65000 (WG)][T450]  
[T550]  
[T650]

REF. No. TEIL Nr.	No. DE CODE CODE No. CODE NR.	DESCRIPTION BEZEICHNUNG	UNITÉ · UNIT · GERÄT									INTERCHANGEABILITY AUSTAUSCHBARKEIT		REMARQUES REMARKS BEMERKUNGEN				
			T450			T550			T650			NUMERO DE REVISION REVISION No. REVISION-Nr.	NUMERO DE SERIE SERIAL No. SERIAL-Nr.					
			FR	WG	UK	SW	SP	FR	WG	SP	FR				WG			
21	01153-51020	Vis BOLT Schraube											1	1	61361-74	60001 ~70000 60001 ~65000 (WG)	C	
22	04512-50060	Rondelle grower WASHER, SPRING Federring	2	2	2	2											~51622 ~50050 (WG)	
22	04512-50060	Rondelle grower WASHER, SPRING Federring							2	2							~52542 ~50110 (WG)	
22	04512-50060	Rondelle grower WASHER, SPRING Federring											2	2			~52542 ~50050 (WG)	
22	04011-50100	Rondelle grower WASHER, SPRING Federring	1	1	1	1	1								61361-74	60001 ~70000 60001 ~65000 (WG)	C	
22	04011-50100	Rondelle grower WASHER, SPRING Federring							1	1	1				61361-74	60001 ~70000 60001 ~65000 (WG)	C	
22	04011-50100	Rondelle grower WASHER, SPRING Federring											1	1	61361-74	60001 ~70000 60001 ~65000 (WG)	C	
23	01123-50825	Vis BOLT Schraube	2	2	2	2	2	2	2	2	2	2	2	2			~70000 ~65000 (WG)	
24	01123-50838	Vis BOLT Schraube	1	1	1	1	1	1	1	1	1	1	1	1			~70000 ~65000 (WG)	
25	04015-50080	Rondelle WASHR, PLAN Beilagscheibe	1	1	1	1	1	1	1	1	1	1	1	1			~70000 ~65000 (WG)	
26	01133-51040	Vis BOLT Schraube	1	1	1	1	1	1	1	1	1	1	1	1			~70000 ~65000 (WG)	
27	04015-50100	Rondelle WASHR, PLAN Beilagscheibe	1	1	1	1											~51622 ~50050 (WG)	
27	04015-50100	Rondelle WASHR, PLAN Beilagscheibe							1	1							~52542 ~50110 (WG)	
27	04015-50100	Rondelle WASHR, PLAN Beilagscheibe											1	1			~52542 ~50050 (WG)	
27	04013-50100	Rondelle WASHR, PLAN Beilagscheibe	1	1	1	1	1								61341-66	60001 ~70000 60001 ~65000 (WG)	C	
27	04013-50100	Rondelle WASHR, PLAN Beilagscheibe								1	1	1			61361-66	60001 ~70000 60001 ~65000 (WG)	C	

FR:France WG:Allemagne UK:Augletterre SW:Suisse SP:Espagne  
FR:France WG:West Germany UK:United Kingdom SW:Switzerland SP:Spain  
FR:Frankreich WG:Westdeutschland UK:Großbritannien SW:Schweiz SP:Spanien

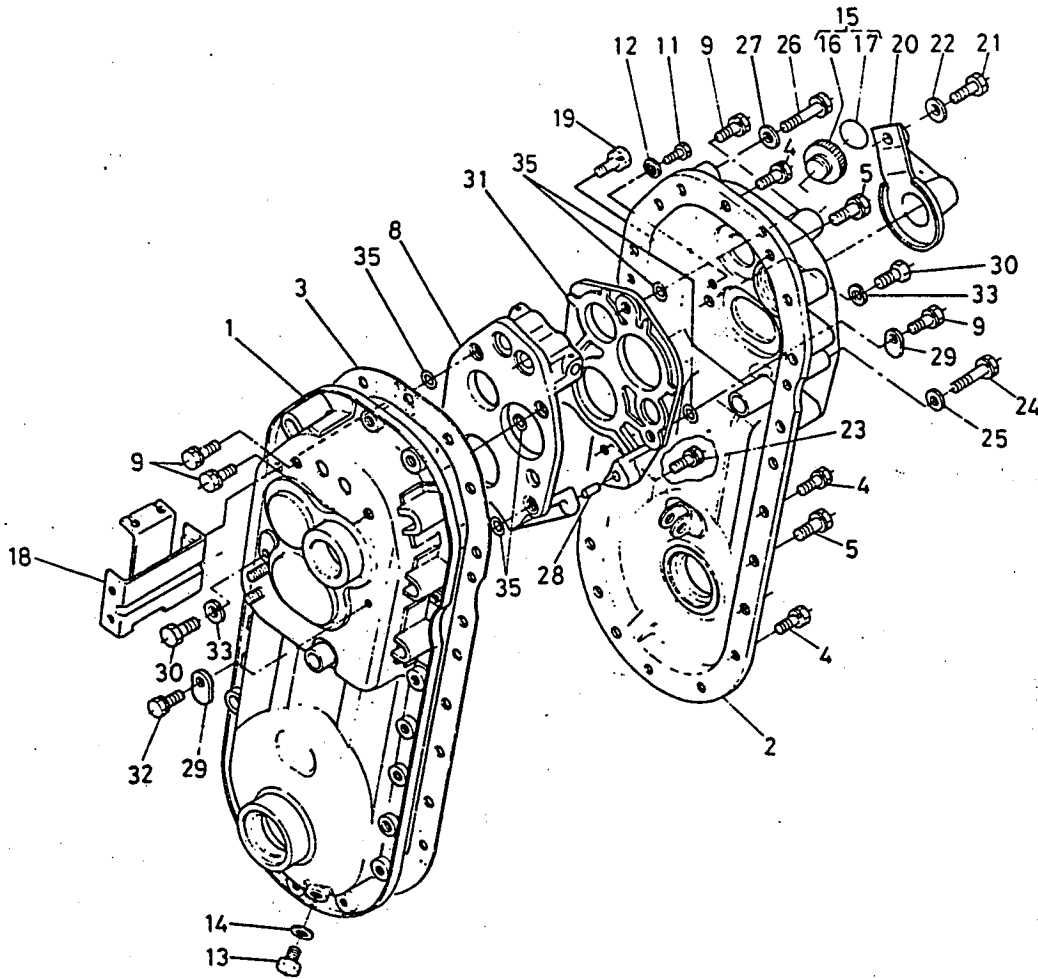
FIG.1

BOITE DE VITESSES  
TRANSMISSION CASE  
GETRIEBEGEHAUSE

(VIEUX TYPE)  
(OLD TYPE)  
(ALTER TYP)

{ ~70000  
~65000(WG) }

[T450]  
[T550]  
[T650]



REF. NO., TEIL Nr.

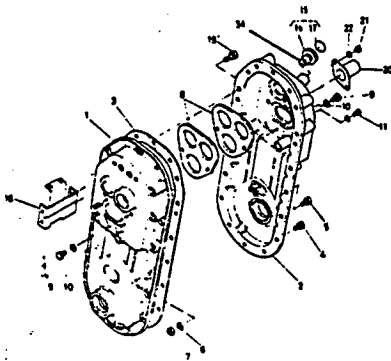
- ① 61311-1111-0
- ① 61321-1111-0
- ② 61311-1112-0
- ② 61321-1112-0
- ③ 61321-1113-0
- ④ 01120-50816
- ⑤ 01170-51016
- ⑥ 04512-50100
- ⑦ 02118-50100
- ⑧ 61321-1144-0
- ⑨ 01153-50812
- ⑩ 04717-00800
- ⑪ 42612-2117-2
- ⑫ 61321-1115-0
- ⑬ 61321-1116-0
- ⑭ 61321-4714-0
- ⑮ 61321-1117-0
- ⑯ 01120-50816
- ⑰ 62271-1121-0
- ⑱ 01222-50608
- ⑳ 04512-50060
- ㉑ 04811-10200

T450-FR., T550-FR., T650-FR.

KTE



- REF. No. ①
- TEIL Nr. ①
- ④ · ⑧
- REF. No. ②
- TEIL Nr. ②
- ③ · ⑤



KUBOTA  
Utsunomiya Usine  
Utsunomiya Factory  
Utsunomiya Fabrik

REF. No. ①  
TEIL Nr. ①  
• 61311-1121-0  
• 61321-1121-0

REF. No. ②  
TEIL Nr. ②  
• 61311-1122-0  
• 61321-1122-0

NUMÉRO DE SÉRIE  
SERIAL No.  
SERIAL-Nr.

T450-50000~			T550-50000~			T650-50000~						
1	24	58	13	22	27	46	53	20	23	27	39	41
90	114	119	64	68	84	99	114	44	48	55	57	63
140	155	173	132	155	163	175	177	73	76	90	94	97
180	199	206	184	186	188	204	207	98	123	135	142	151
207	210	234	210	219	224	261	278	156	160	182	188	189
250	285	295	282	288	301	308	314	191	201	230	238	242
			340	358	362	367	369	251	261	276	277	278
358			386	387	407	414	416	280	324	327	336	340
			434	476	479	481	485	346	358	397	401	403
			515	630	651	692	700	412	419	444	470	475
			730	744	755	758	773	476	481	489	490	491
			789	798	873	894		506	514	520	526	527
								541	568	571	589	615
								662	695			
			1019	1550	1754	1896	2279	1695	1757	1780	1911	2261
			2521									



E09-R

FIG.1

BOITE DE VITESSES  
TRANSMISSION CASE  
GETRIEBEGEHAUSE(VIEUX TYPE)  
(OLD TYPE)  
(ALTER TYP)[~70000  
~65000 (WG)](T450)  
(T550)  
(T650)

REF. No. TEIL Nr.	No. DE CODE CODE No. CODE NR.	DESCRIPTION BEZEICHNUNG	UNITÉ · UNIT · GERÄT									INTERCHANGEABILITY AUSTAUSCHBARKEIT		REMARQUES REMARKS BEMERKUNGEN			
			T450					T550			T650		NUMERO DE REVISION REVISION No. REVISION-Nr.		SERIE SERIAL No. SERIAL-Nr.		
			FR	WG	UK	SW	SP	FR	WG	SP	FR	WG					
27	04013-50100	Rondelle WASHR, PLAN Beilagscheibe											1	1	61361-66	60001 ~70000 60001 ~65000 (WG)	C
28	05012-00816	Coupile PIN, STRAIGHT Zylinderstift	2	2	2	2	2								61361-69	60001 ~70000 60001 ~65000 (WG)	A
28	05012-00816	Coupile PIN, STRAIGHT Zylinderstift							2	2	2				61361-69	60001 ~70000 60001 ~65000 (WG)	A
28	05012-00816	Coupile PIN, STRAIGHT Zylinderstift										2	2		61361-69	60001 ~70000 60001 ~65000 (WG)	A
29	61361-1139-0	Rondelle WASHER Unterlegescheibe	2	2	2	2	2								61361-73	60001 ~70000 60001 ~65000 (WG)	A
29	61361-1139-0	Rondelle WASHER Unterlegescheibe							2	2	2				61361-73	60001 ~70000 60001 ~65000 (WG)	A
29	61361-1139-0	Rondelle WASHER Unterlegescheibe										2	2		61361-73	60001 ~70000 60001 ~65000 (WG)	A
30	61361-1138-0	Boulon BOLT, REAMER Schraube	2	2	2	2	2								61361-71	60001 ~70000 60001 ~65000 (WG)	A
30	61361-1138-0	Boulon BOLT, REAMER Schraube							2	2	2				61361-71	60001 ~70000 60001 ~65000 (WG)	A
30	61361-1138-0	Boulon BOLT, REAMER Schraube										2	2		61361-71	60001 ~70000 60001 ~65000 (WG)	A
31	61361-1137-0	Support(D) HOLDER, BEARING RH Halteplatte rechts	1	1	1	1	1								61361-70	60001 ~70000 60001 ~65000 (WG)	A
31	61361-1137-0	Support(D) HOLDER, BEARING RH Halteplatte rechts							1	1	1				61361-70	60001 ~70000 60001 ~65000 (WG)	A
31	61361-1137-0	Support(D) HOLDER, BEARING RH Halteplatte rechts										1	1		61361-70	60001 ~70000 60001 ~65000 (WG)	A
32	01123-51025	Vis BOLT Schraube	1	1	1	1	1								61361-69	60001 ~70000 60001 ~65000 (WG)	A
32	01123-51025	Vis BOLT Schraube							1	1	1				61361-69	60001 ~70000 60001 ~65000 (WG)	A
32	01123-51025	Vis BOLT Schraube										1	1		61361-69	60001 ~70000 60001 ~65000 (WG)	A

FR:France WG:Allemagne UK:Augletterre SW:Suisse SP:Espagne  
FR:France WG:West Germany UK:United Kingdom SW:Switzerland SP:Spain  
FR:Frankreich WG:Westdeutschland UK:Großbritannien SW:Schweiz SP:Spanien



FIG.1

BOITE DE VITESSES  
TRANSMISSION CASE  
GETRIEBEGEHAUSE

(VIEUX TYPE)  
(OLD TYPE)  
(ALTER TYP)

{ ~70000  
~65000 (WG) }

[T450]  
[T550]  
[T650]

REF. No. TEIL Nr.	No. DE CODE CODE No. CODE NR.	DESCRIPTION BEZEICHNUNG	UNITÉ · UNIT · GERÄT									INTERCHANGEABILITE INTERCHANGEABILITY AUSTAUSCHBARKEIT		REMARQUES REMARKS BEMERKUNGEN			
			T450			T550			T650			NUMERO DE REVISION REVISION No. REVISION-Nr.	NUMERO DE SERIE SERIAL No. SERIAL-Nr.				
			FR	WG	UK	SW	SP	FR	WG	SP	FR				WG		
33	04512-50100	Rondelle grower WASHER, SPRING Federring	2	2	2	2	2							61361-69	60001 ~70000 60001 ~65000 (WG)	A	
33	04512-50100	Rondelle grower WASHER, SPRING Federring							2	2	2			61361-69	60001 ~70000 60001 ~65000 (WG)	A	
33	04512-50100	Rondelle grower WASHER, SPRING Federring										2	2	61361-69	60001 ~70000 60001 ~65000 (WG)	A	
34	04811-10200	Joint caoutchouc O RING O-Ring	2	2	2	2								61361-69 62581-113	~60000	A	
34	04811-10200	Joint caoutchouc O RING O-Ring							2	2				61361-69 62581-113	~60625	A	
34	04811-10200	Joint caoutchouc O RING O-Ring										2	2	61361-69 62581-113	~60005	A	
35	04811-06100	Joint caoutchouc O RING O-Ring	7	7	7	7	7							61361-69	60001 ~70000 60001 ~65000 (WG)	A	
35	04811-06100	Joint caoutchouc O RING O-Ring							7	7	7			61361-69	60001 ~70000 60001 ~65000 (WG)	A	
35	04811-06100	Joint caoutchouc O RING O-Ring										7	7	61361-69	60001 ~70000 60001 ~65000 (WG)	A	

FR: France    WG: Allemagne    UK: Angletterre    SW: Suisse    SP: Espagne  
FR: France    WG: West Germany    UK: United Kingdom    SW: Switzerland    SP: Spain  
FR: Frankreich    WG: Westdeutschland    UK: Großbritannien    SW: Schweiz    SP: Spanien

E11-L

FIG.1

BOITE DE VITESSES  
TRANSMISSION CASE  
GETRIEBEGEHAUSE

(NEUF TYPE)  
(NEW TYPE)  
(NEUER TYP)

[70001~  
65001 (WG)~]

(T450-D)  
(T550-D)  
(T650-D)

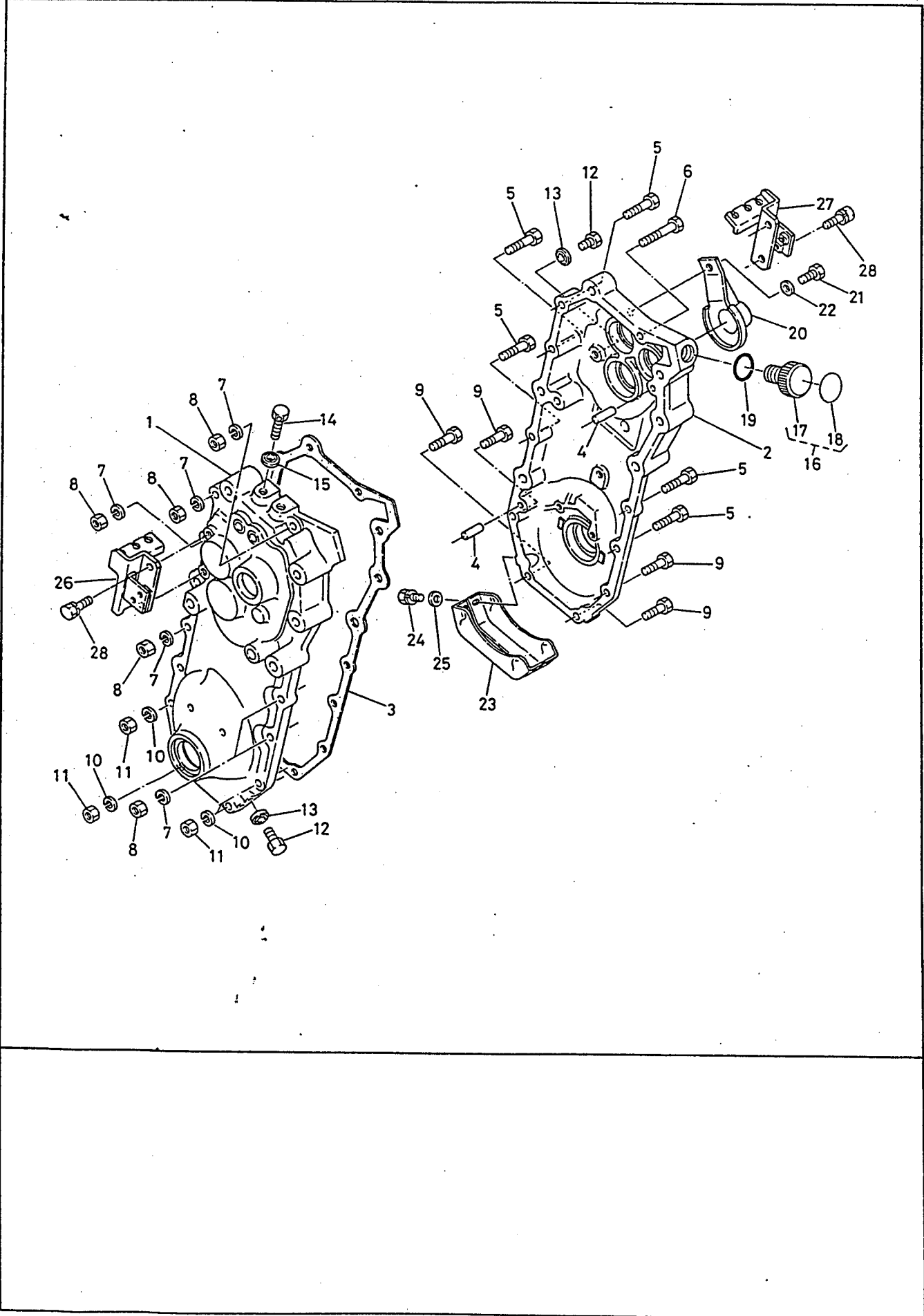


FIG.1

BOITE DE VITESSES  
TRANSMISSION CASE  
GETRIEBEGEHÄUSE

7650 ~ T650  
D 47 → (E) 17  
7750 → T850 → 13 (NEUF TYPE)  
# 7750 → 13 (NEW TYPE)  
# 7750 → 13 (NEUER TYP)

[70001 ~  
65001 (WG) ~]

[T450-D]  
[T550-D]  
[T650-D]

REF. No. TEIL Nr.	No. DE CODE CODE No. CODE NR.	DESCRIPTION BEZEICHNUNG	UNITÉ. UNIT. GERÄT												INTERCHANGEABILITY AUSTAUSCHBARKEIT		REMARQUES REMARKS BEMERKUNGEN						
			T450-D						T550-D			T650-D			NUMERO DE REVISION REVISION No.	NUMERO DE SERIE SERIAL No.							
			FR	WG	UK	SW	SP	FI	HO	MA	FR	WG	SP	HO				FR	WG	HO	MA		
1	61471-1111-0	Carter transmission complet (G) CASE, TRANSMISSION LH Gehäusehälfte, links										1	1	1	1	1	1	1			70001 ~ 65001 (WG) ~		
1	61451-1111-0	Carter transmission complet (G) CASE, TRANSMISSION LH Gehäusehälfte, links	1	1	1	1	1	1	1	1												70001 ~ 65001 (WG) ~	
2	61471-1112-0	Carter transmission complet (D) CASE, TRANSMISSION RH Gehäusehälfte, rechts										1	1	1	1	1	1	1			70001 ~ 65001 (WG) ~		
2	61451-1112-0	Cartre transmission complet (D) CASE, TRANSMISSION RH Gehäusehälfte, rechts	1	1	1	1	1	1	1	1												70001 ~ 65001 (WG) ~	
3	61471-1113-0	Emballage PACKING Dichtung	1	1	1	1	1	1	1	1	1	1	1	1	1	1	1	1				70001 ~ 65001 (WG) ~	
4	05012-00814	Goupille PIN, STRAIGHT Stift	2	2	2	2	2	2	2	2	2	2	2	2	2	2	2	2				70001 ~ 65001 (WG) ~	
5	01150-50842	Vis BOLT Schraube	5	5	5	5	5	5	5	5	5	5	5	5	5	5	5	5				70001 ~ 65001 (WG) ~	
6	01150-50860	Vis BOLT Schraube	1	1	1	1	1	1	1	1	1	1	1	1	1	1	1	1				70001 ~ 65001 (WG) ~	
7	04512-50080	Rondelle grower WASHER, SPRING Federring	6	6	6	6	6	6	6	6	6	6	6	6	6	6	6	6				70001 ~ 65001 (WG) ~	
8	02114-50080	Ecrou NUT Mutter	6	6	6	6	6	6	6	6	6	6	6	6	6	6	6	6				70001 ~ 65001 (WG) ~	
9	01150-50830	Vis BOLT Schraube	4	4	4	4	4	4	4	4	4	4	4	4	4	4	4	4				70001 ~ 65001 (WG) ~	
10	04512-50080	Rondelle grower WASHER, SPRING Federring	4	4	4	4	4	4	4	4	4	4	4	4	4	4	4	4				70001 ~ 65001 (WG) ~	
11	02114-50080	Ecrou NUT Mutter	4	4	4	4	4	4	4	4	4	4	4	4	4	4	4	4				70001 ~ 65001 (WG) ~	
12	01150-50812	Vis BOLT Schraube	2	2	2	2	2	2	2	2	2	2	2	2	2	2	2	2				70001 ~ 65001 (WG) ~	
13	04717-00800	Rondelle WASHER, SEAL Dichtungsscheibe	2	2	2	2	2	2	2	2	2	2	2	2	2	2	2	2				70001 ~ 65001 (WG) ~	
14	63313-4117-0	Boulon BOLT, BREATHER Schraube	1	1	1	1	1	1	1	1	1	1	1	1	1	1	1	1				70001 ~ 65001 (WG) ~	

E12-L

FIG.1

BOITE DE VITESSES  
TRANSMISSION CASE  
GETRIEBEGEHAUSE

(NEUF TYPE)  
(NEW TYPE)  
(NEUER TYP)

[70001~  
65001 (WG)~]

[T450-D]  
[T550-D]  
[T650-D]

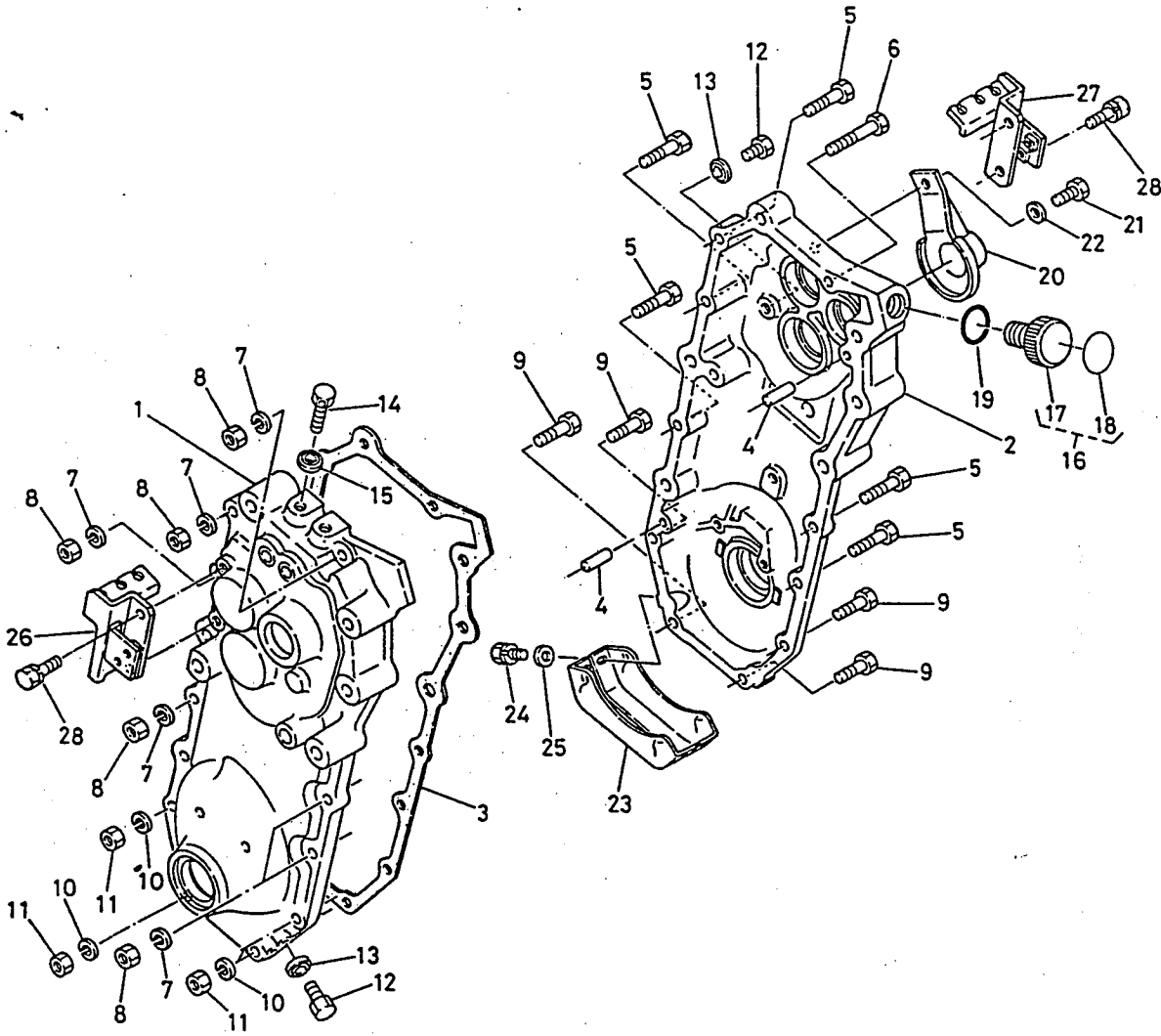


FIG.1

BOITE DE VITESSES  
TRANSMISSION CASE  
GETRIEBEGEHAUSE

(NEUF TYPE)  
(NEW TYPE)  
(NEUER TYP)

{ 70001 ~  
65001 (WG) ~ }

{ T450-D  
T550-D  
T650-D }

REF. No. TEIL Nr.	No. DE CODE CODE No. CODE NR.	DESCRIPTION BEZEICHNUNG	UNITÉ.UNIT.GERÄT												INTERCHANGEABILITY AUSTAUSCHBARKEIT		REMARKS REMARKS BEMERKUNGEN			
			T450-D						T550-D			T650-D			NUMERO DE REVISION REVISION No. REVISION-Nr.	NUMERO DE SERIE SERIAL No. SERIAL-Nr.				
			FR	WG	UK	SW	SP	FI	HO	MA	FR	WG	SP	HO				FR	WG	HO
15	04717-00800	Rondelle WASHER, SEAL Dichtungsscheibe	1	1	1	1	1	1	1	1	1	1	1	1	1	1	1	1	70001 ~ 65001 (WG) ~	
16	61441-1115-0	Bouchon complet ASSY PLUG, OIL FILLER ÖleinfüllverschlusB, Komplett	1	1	1	1	1	1	1	1	1	1	1	1	1	1	1	1	70001 ~ 65001 (WG) ~	⑰, ⑱
17	06314-60040	Pastille PLUG Stopfen	1	1	1	1	1	1	1	1	1	1	1	1	1	1	1	1	70001 ~ 65001 (WG) ~	
18	61441-1121-0	Marque LABEL Beschriftungsschild	1	1	1	1	1	1	1	1	1	1	1	1	1	1	1	1	70001 ~ 65001 (WG) ~	
19	04811-00200	Joint caoutchouc O RING O-Ring	1	1	1	1	1	1	1	1	1	1	1	1	1	1	1	1	70001 ~ 65001 (WG) ~	
20	61361-1141-0	Couvercle COVER Deckel	1	1	1	1	1	1	1	1	1	1	1	1	1	1	1	1	70001 ~ 65001 (WG) ~	
21	01153-51020	Vis BOLT Schraube	1	1	1	1	1	1	1	1	1	1	1	1	1	1	1	1	70001 ~ 65001 (WG) ~	
22	04011-50100	Rondelle WASHER, PLAIN Beilagscheibe	1	1	1	1	1	1	1	1	1	1	1	1	1	1	1	1	70001 ~ 65001 (WG) ~	
23	61471-1118-0	Couvercle COVER, CASE Deckel	1	1	1	1	1	1	1	1	1	1	1	1	1	1	1	1	70001 ~ 65001 (WG) ~	
24	01202-50610	Vis BOLT Schraube	4	4	4	4	4	4	4	4	4	4	4	4	4	4	4	4	70001 ~ 65001 (WG) ~	
25	04013-50060	Rondelle WASHER, PLAIN Beilagscheibe	4	4	4	4	4	4	4	4	4	4	4	4	4	4	4	4	70001 ~ 65001 (WG) ~	
26	61461-1116-2	SUPPORT (G) SUPPORT, WIRE RH Halteplatte links	1	1	1	1	1	1	1	1	1	1	1	1	1	1	1	1	70001 ~ 65001 (WG) ~	
26	61471-1116-0	Support (G) SUPPORT, WIRE LH Halteplatte links												1	1	1	1	1	70001 ~ 65001 (WG) ~	
27	61471-1117-0	Support (D) SUPPORT, WIRE RH Halteplatte rechts												1	1	1	1	1	70001 ~ 65001 (WG) ~	
28	01120-50816	Boulon BOLT Schraube	2	2	2	2	2	2	2	2	2	4	4	4	4	4	4	4	70001 ~ 65001 (WG) ~	

# E13-L

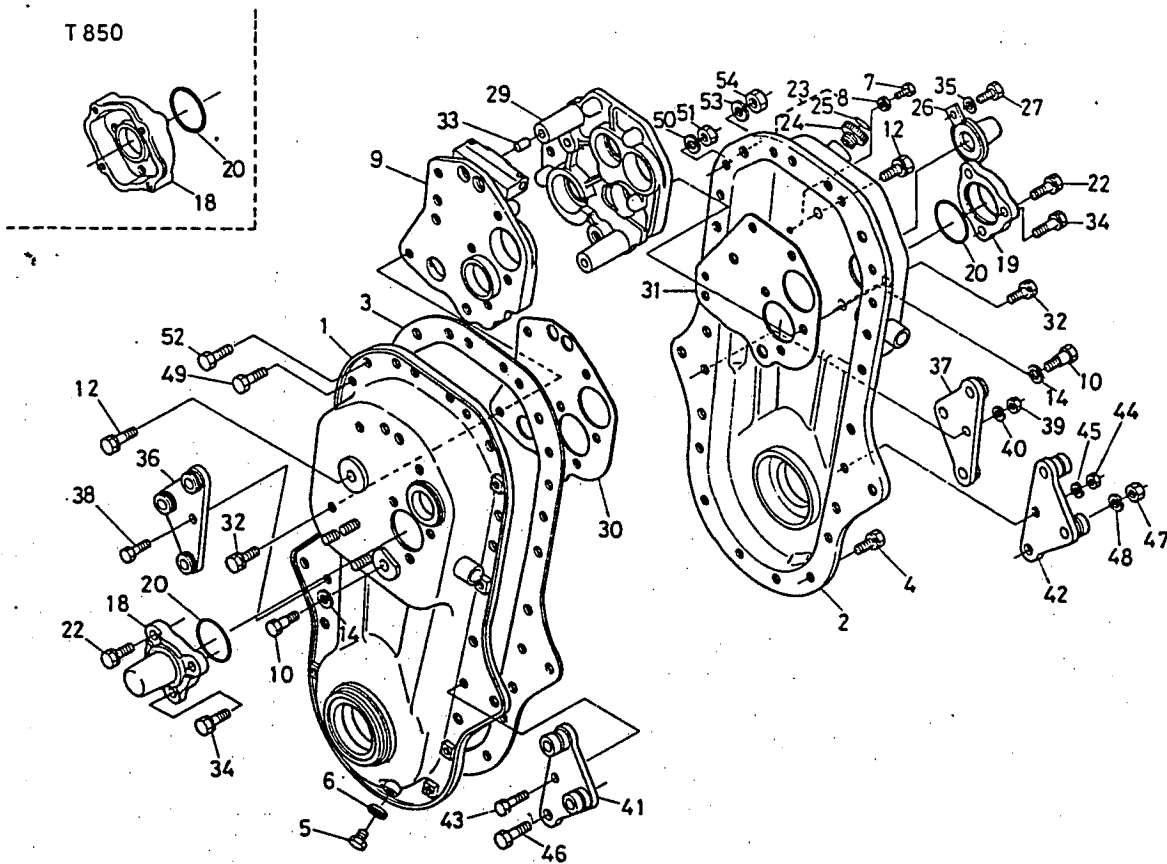
## FIG.1

BOITE DE VITESSES  
TRANSMISSION CASE  
GETRIEBEGEHÄUSE

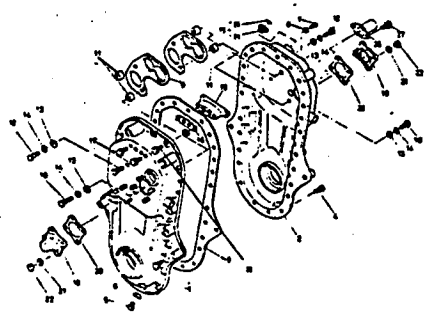
(VIEUX TYPE)  
(OLD TYPE)  
(ALTER TYP)

[~70000  
~65000(WG)]

[T750)  
(T850)]



- |            |              |   |              |
|------------|--------------|---|--------------|
| REF. No. ① | TEIL Nr.     | ⑬ | 61321-1811-0 |
| ②          | 62571-1112-0 | ⑭ | 61321-1815-0 |
| ③          | 62571-1113-0 | ⑮ | 01120-50818  |
| ④          | 01120-50814  | ⑯ | 62571-1117-0 |
| ⑤          | 06331-35010  | ⑰ | 62571-1118-0 |
| ⑥          | 04717-01000  | ⑱ | 62571-1119-0 |
| ⑦          | 01050-50610  | ⑲ | 04512-50080  |
| ⑧          | 04717-00600  | ⑳ | 02114-50080  |
| ⑨          | 62571-1114-0 | ㉑ | 62571-1120-0 |
| ⑩          | 62571-1115-0 | ㉒ | 61321-1116-0 |
| ⑪          | 62571-1116-0 | ㉓ | 62571-4713-0 |
| ⑫          | 01150-50825  | ㉔ | 62271-1121-0 |
| ⑬          | 62571-1333-0 | ㉕ | 01202-50610  |
| ⑭          | 04512-50080  | ㉖ | 01130-51016  |



KUBOTA  
Utsunomiya Usine  
Utsunomiya Factory  
Utsunomiya Fabrik

REF. No. ①  
TEIL Nr. ①  
⑥ · ⑧  
• 62581-1111-0

REF. No. ②  
TEIL Nr. ②  
④ · ⑤  
⑩ · ⑫  
• 62581-1112-0  
• 62331-1123-0

T750-FR., T850-FR.

KTE

REF. No. ①  
TEIL Nr. ①  
⑥ · ⑧  
REF. No. ②  
TEIL Nr. ②  
④ · ⑤

NUMÉRO DE SÉRIE  
SERIAL No.  
SERIAL-Nr.

⑥ · ⑧	• 62581-1111-0
⑦ · ⑨	• 62581-1112-0
⑩ · ⑫	• 62331-1123-0

50000~		50000~	
T750	T850	T750	T850
1	3	11	13
17	34	16	19
97	107	25	33
117	123	46	57
134	145	62	73
193	243	96	118
244	247	125	126
		128	174
		190	222
		46	9
		84	41
		147	82
		180	138
		185	185
		211	188



FIG.1

BOITE DE VITESSES  
TRANSMISSION CASE  
GETRIEBEGEHAUSE(VIEUX TYPE)  
(OLD TYPE)  
(ALTER TYP)[~70000  
~65000 (WG)][T750]  
[T850]

REF. No. TEIL Nr.	No. DE CODE CODE No. CODE NR.	DESCRIPTION BEZEICHNUNG	UNITÉ · UNIT · GERÄT				INTERCHANGEABILITE INTERCHANGEABILITY AUSTAUSCHBARKEIT		REMARQUES REMARKS BEMERKUNGEN
			T750		T850		NUMERO DE REVISION REVISION No. REVISION-Nr.	NUMERO DE SERIE SERIAL No. SERIAL-Nr.	
			FR	WG	FR	WG			
1	62571-1111-5	Carter transmision(G) CASE, TRANSMISSION LH Gehäusehälfte, links	1				~50702		
1	62571-1111-5	Carter transmision(G) CASE, TRANSMISSION LH Gehäusehälfte, links			1		~50423		
1	Ⓔ, Ⓕ	Carter transmision(G) CASE, TRANSMISSION LH Gehäusehälfte, links	1		1			B	
1	62571-1122-0	Carter transmision(G) CASE, TRANSMISSION LH Gehäusehälfte, links	1			62571-122	~50702	B	
1	62571-1122-0	Carter transmision(G) CASE, TRANSMISSION LH Gehäusehälfte, links			1	62571-122	~50423	B	
1	62581-1111-0	Carter transmision(G) CASE, TRANSMISSION LH Gehäusehälfte, links	1	1		62581-29	50703~ 60004	B	
1	62581-1111-0	Carter transmision(G) CASE, TRANSMISSION LH Gehäusehälfte, links			1	62581-29	50424~ 51073	B	
1	62581-1131-0	Carter transmision(G) CASE, TRANSMISSION LH Gehäusehälfte, links	1	1		62581-34	60004 ~70000 60001 ~65000 (WG)	B	
1	62581-1131-0	Carter transmision(G) CASE, TRANSMISSION LH Gehäusehälfte, links			1	1	62581-34	60001~	B
2	62571-1112-5	Carter transmision(D) CASE, TRANSMISSION RH Gehäusehälfte, rechts	1				~50702	B	
2	Ⓖ, Ⓗ	Carter transmision(D) CASE, TRANSMISSION RH Gehäusehälfte, rechts	1					B	
2	62571-1123-0	Carter transmision(D) CASE, TRANSMISSION RH Gehäusehälfte, rechts	1			62571-123	~50702	B	
2	62581-1112-0	Carter transmision(D) CASE, TRANSMISSION RH Gehäusehälfte, rechts	1			62581-30	50703~ 60003	B	
2	62581-1133-0	Carter transmision(D) CASE, TRANSMISSION RH Gehäusehälfte, rechts	1	1		62581-35	60004 ~70000 60001 ~65000 (WG)	B	
2	62331-1112-0	Carter transmision(D) CASE, TRANSMISSION RH Gehäusehälfte, rechts			1		~50423	B	
2	Ⓘ, Ⓝ	Carter transmision(D) CASE, TRANSMISSION RH Gehäusehälfte, rechts			1		~50423	B	

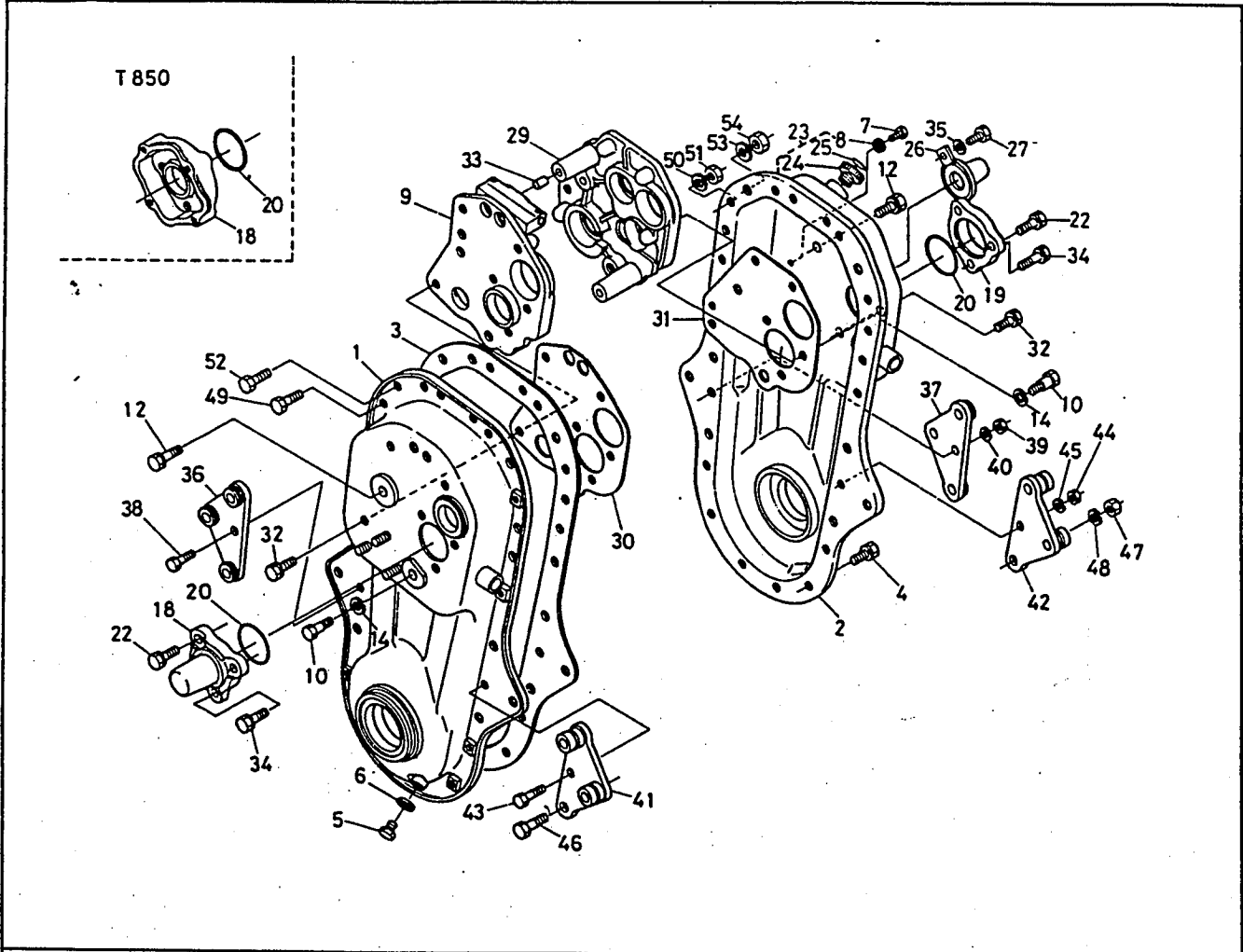
## FIG.1

**BOITE DE VITESSES  
TRANSMISSION CASE  
GETRIEBEGEHAUSE**

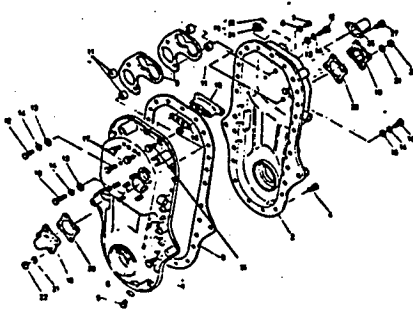
**(VIEUX TYPE)  
(OLD TYPE)  
(ALTER TYP)**

[~70000  
~65000 (WG)]

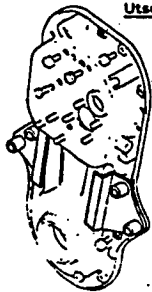
[T750  
T850]



- |            |              |   |              |
|------------|--------------|---|--------------|
| REF. No. ① | TEIL Nr.     | ⑩ | 61321-1811-0 |
| ②          | 62571-1112-0 | ⑪ | 61321-1815-0 |
| ③          | 62571-1113-0 | ⑫ | 01120-50818  |
| ④          | 01120-50814  | ⑬ | 62571-1117-0 |
| ⑤          | 06331-35010  | ⑭ | 62571-1118-0 |
| ⑥          | 04717-01000  | ⑮ | 62571-1119-0 |
| ⑦          | 01050-50610  | ⑯ | 04512-50080  |
| ⑧          | 04717-00600  | ⑰ | 02114-50080  |
| ⑨          | 62571-1114-0 | ⑱ | 62571-1120-0 |
| ⑩          | 62571-1115-0 | ⑲ | 61321-1116-0 |
| ⑪          | 62571-1116-0 | ⑳ | 62571-4713-0 |
| ⑫          | 01150-50825  | ㉑ | 62271-1121-0 |
| ⑬          | 62571-1333-0 | ㉒ | 01202-50610* |
| ⑭          | 04512-50080  | ㉓ | 01130-51016  |



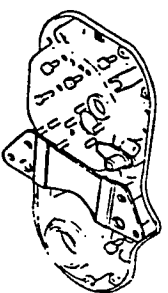
**KUBOTA**  
Utsunomiya Usine  
Utsunomiya Factory  
Utsunomiya Fabrik



REF. No. ①	①
TEIL Nr. ①	①
②	②
③	③
④	④
⑤	⑤
⑥	⑥
⑦	⑦
⑧	⑧
⑨	⑨
⑩	⑩
⑪	⑪
⑫	⑫
⑬	⑬
⑭	⑭
⑮	⑮
⑯	⑯
⑰	⑰
⑱	⑱
⑲	⑲
⑳	⑳
㉑	㉑
㉒	㉒
㉓	㉓

T750-FR., T850-FR.

**KTE**



REF. No. ①	①
TEIL Nr. ①	①
②	②
③	③
④	④
⑤	⑤
⑥	⑥
⑦	⑦
⑧	⑧
⑨	⑨
⑩	⑩
⑪	⑪
⑫	⑫
⑬	⑬
⑭	⑭
⑮	⑮
⑯	⑯
⑰	⑰
⑱	⑱
⑲	⑲
⑳	⑳
㉑	㉑
㉒	㉒
㉓	㉓

<b>NUMERO DE SERIE</b>			
<b>SERIAL No.</b>			
<b>SERIAL-Nr.</b>			
①	②	③	④
⑤	⑥	⑦	⑧
⑨	⑩	⑪	⑫
⑬	⑭	⑮	⑯
⑰	⑱	⑲	⑳
㉑	㉒	㉓	㉔
㉕	㉖	㉗	㉘
㉙	㉚	㉛	㉜
㉝	㉞	㉟	㊱
㊲	㊳	㊴	㊵
㊶	㊷	㊸	㊹
㊺	㊻	㊼	㊽
㊾	㊿	①	②
③	④	⑤	⑥
⑦	⑧	⑨	⑩
⑪	⑫	⑬	⑭
⑮	⑯	⑰	⑱
⑲	⑳	㉑	㉒
㉓	㉔	㉕	㉖
㉗	㉘	㉙	㉚
㉛	㉜	㉝	㉞
㉟	㊱	㊲	㊳
㊴	㊵	㊶	㊷
㊸	㊹	㊺	㊻
㊼	㊽	㊾	㊿

E14-R

FIG.1

BOITE DE VITESSES  
TRANSMISSION CASE  
GETRIEBEGEHÄUSE(VIEUX TYPE)  
(OLD TYPE)  
(ALTER TYP)[~70000  
~65000 (WG)][T750]  
[T850]

REF. No. TEIL Nr.	No. DE CODE CODE No. CODE NR.	DESCRIPTION BEZEICHNUNG	UNITÉ · UNIT · GERÄT				INTERCHANGEABILITY INTERCHANGEABILITY AUSTAUSCHBARKEIT		REMARQUES REMARKS BEMERKUNGEN
			T750		T850		NUMERO DE REVISION REVISION No. REVISION-Nr.	NUMERO DE SERIE SERIAL No. SERIAL-Nr.	
			FR	WG	FR	WG			
2	62331-1123-0	Carter transmision(D) CASE, TRANSMISSION RH Gehäusehälfte, rechts			1		62331-22	50424~ 51073	B
2	62331-1133-0	Carter transmision(D) CASE, TRANSMISSION RH Gehäusehälfte, rechts			1	1	62331-32	60001~	B
3	62571-1113-0	Emballage PACKING Dichtung	1					~50702	
3	62571-1113-0	Emballage PACKING Dichtung			1			~50423	
3	62523-1113-0	Emballage PACKING Dichtung	1				62571-121	50703~ 60003	C
3	62523-1113-0	Emballage PACKING Dichtung			1		62571-121	50424~ 51073	C
3	62581-1135-0	Emballage PACKING Dichtung	1	1			62581-37	60004 ~70000 60001 ~65000 (WG)	C
3	62581-1135-0	Emballage PACKING Dichtung			1	1	62581-37	60001~	C
4	01123-50814	Vis BOLT Schraube	10					50001~	
4	01123-50814	Vis BOLT Schraube			10			50001~	
4	01123-50816	Vis BOLT Schraube	10				62571-58	50001~	C
4	01123-50816	Vis BOLT Schraube			10		62571-58	50001~	C
4	01123-50816	Vis BOLT Schraube	7				62571-122	50703 60003	~C
4	01123-50816	Vis BOLT Schraube			7		62571-122	50424~ 51073	C
4	01123-50816	Vis BOLT Schraube	9	9			62581-34	60004 ~70000 60001 ~65000 (WG)	C
4	01123-50816	Vis BOLT Schraube			9	9	62581-34	60001~	C

FR:France  
FR:FranceWG:Allemagne  
WG:West Germany

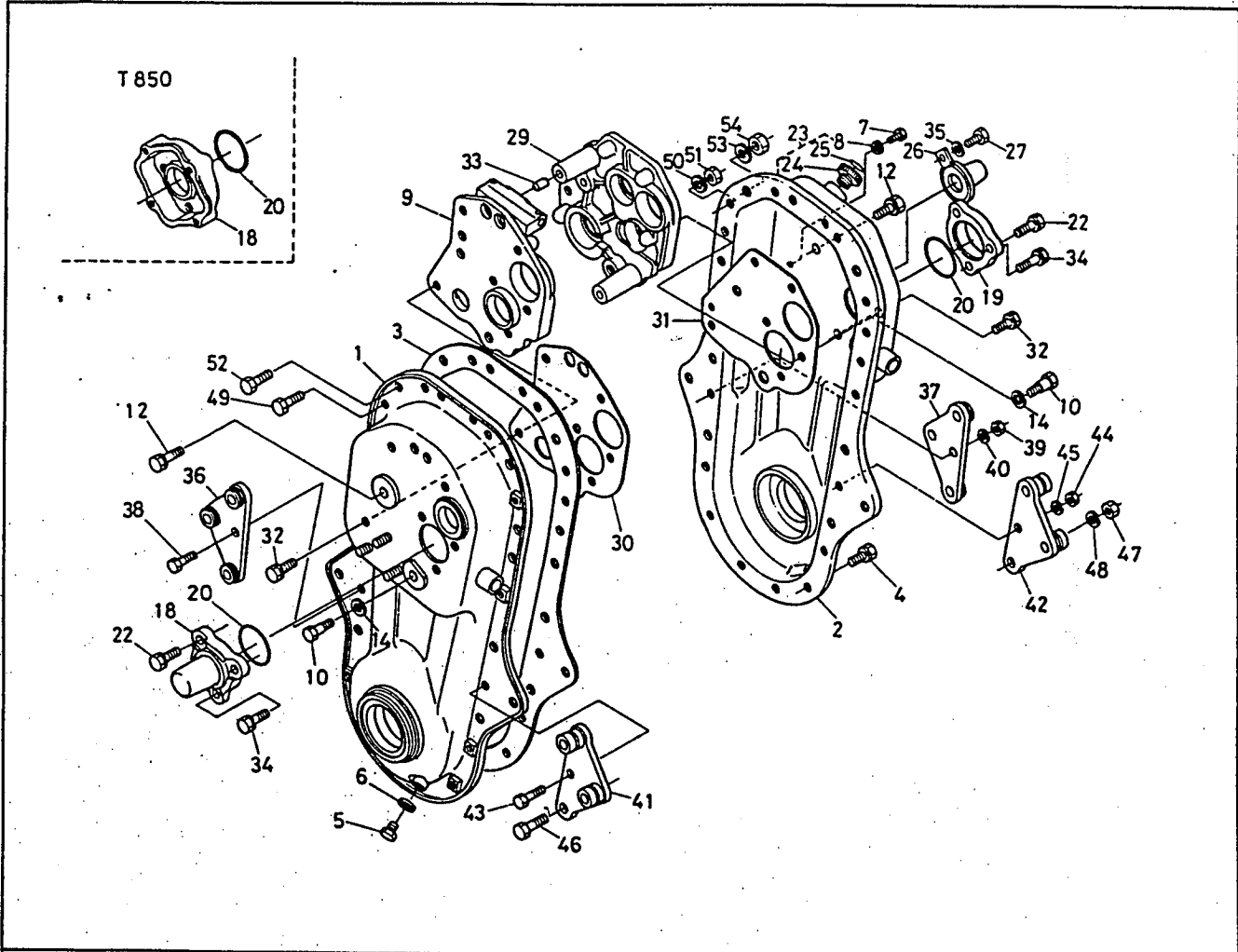
## FIG.1

**BOITE DE VITESSES  
TRANSMISSION CASE  
GETRIEBEGEHAUSE**

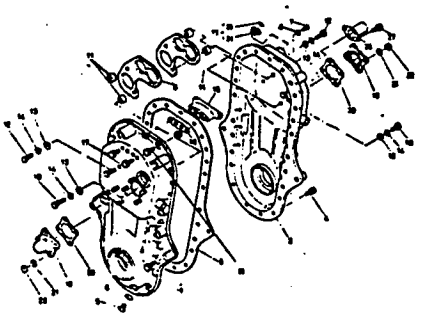
(VIEUX TYPE)  
(OLD TYPE)  
(ALTER TYP)

~70000  
~65000 (WG)

(T750)  
(T850)



- |            |              |   |              |
|------------|--------------|---|--------------|
| REF. No. ① | TEIL Nr.     | ⑬ | 61321-1811-0 |
| ②          | 62571-1112-0 | ⑭ | 61321-1815-0 |
| ③          | 62571-1113-0 | ⑮ | 01120-50818  |
| ④          | 01120-50814  | ⑯ | 62571-1117-0 |
| ⑤          | 06331-35010  | ⑰ | 62571-1118-0 |
| ⑥          | 04717-01000  | ⑱ | 62571-1119-0 |
| ⑦          | 01050-50610  | ⑳ | 04512-50080  |
| ⑧          | 04717-00600  | ㉑ | 02114-50080  |
| ⑨          | 62571-1114-0 | ㉒ | 62571-1120-0 |
| ⑩          | 62571-1115-0 | ㉓ | 61321-1116-0 |
| ⑪          | 62571-1116-0 | ㉔ | 62571-4713-0 |
| ⑫          | 01150-50825  | ㉕ | 62271-1121-0 |
| ⑬          | 62571-1333-0 | ㉖ | 01202-50610  |
| ⑭          | 04512-50080  | ㉗ | 01130-51016  |



**KUBOTA**  
Utsunomiya Usine  
Utsunomiya Factory  
Utsunomiya Fabrik

REF. No. ①  
TEIL Nr. ①  
⑥ · ⑥  
62581-1111-0

REF. No. ②  
TEIL Nr. ②  
⑥ · ⑥  
① · ①  
62581-1112-0  
62331-1123-0

T750-FR. T850-FR.

**KTE**

REF. No. ①  
TEIL Nr. ①  
⑥ · ⑥

REF. No. ②  
TEIL Nr. ②  
⑥ · ⑥

**NUMÉRO DE SÉRIE  
SERIAL No.  
SERIAL-Nr.**

⑥ · ⑥	62581-1111-0
⑥ · ⑥	62581-1112-0
① · ①	62331-1123-0

50000-		50000-	
T750	T850	T750	T850
1	3	11	13
17	34	16	19
97	107	25	33
117	123	46	57
134	145	62	73
193	243	96	118
244	247	125	126
		128	174
		190	222
			46
			84
			147
			180
			185
			185
			211
			188

FIG.1

BOITE DE VITESSES  
TRANSMISSION CASE  
GETRIEBEGEHAUSE(VIEUX TYPE)  
(OLD TYPE)  
(ALTER TYP)[~70000  
~65000 (WG)][T750]  
[T850]

REF. No. TEIL Nr.	No. DE CODE CODE No. CODE NR.	DESCRIPTION BEZEICHNUNG	UNITE · UNIT · GERAT				INTERCHANGEABILITE INTERCHANGEABILITY AUSTAUSCHBARKEIT		REMARQUES REMARKS BEMERKUNGEN
			T750		T850		NUMERO DE REVISION REVISION No. REVISION-Nr.	NUMERO DE SERIE SERIAL No. SERIAL-Nr.	
			FR	WG	FR	WG			
5	06331-35010	Pastille							
		PLUG	1				~50462		
		Stopfen							
5	06331-35010	Pastille							
		PLUG			1	1		~50000	
		Stopfen							
5	62331-1113-0	Pastille							
		PLUG	1	1			62331-3	50473 ~70000 50473 ~65000 (WG)	C
		Stopfen							
5	62331-1113-0	Pastille							
		PLUG			1	1	62331-3	50001~	C
		Stopfen							
6	04717-01000	Rondelle							
		WASHER, SEAL	1					~50462	
		Beilagscheibe mit Gummi							
6	04717-01000	Rondelle							
		WASHER, SEAL			1			~50000	
		Beilagscheibe mit Gummi							
6	04717-00800	Rondelle							
		WASHER, SEAL	1	1			62331-3	50473 ~70000 50473 ~65000 (WG)	C
		Beilagscheibe mit Gummi							
6	04717-00800	Rondelle							
		WASHER, SEAL			1	1	62331-3	50001 ~70000 50001 ~65000 (WG)	C
		Beilagscheibe mit Gummi							
7	01050-50610	Vis							
		BOLT	1					50001~	
		Schraube							
7	01050-50610	Vis							
		BOLT			1			50001~	
		Schraube							
7	42611-2117-0	Vis							
		BOLT	1				62571-117	50001~ 60003	C
		Schraube							
7	42611-2117-0	Vis							
		BOLT			1		62571-117	50001~ 51073	C
		Schraube							
7	01050-50612	Vis							
		BOLT	1	1			62581-36	60004~ 60001~ (WG)	C
		Schraube							
7	01050-50612	Vis							
		BOLT			1	1	62581-36	60001~	C
		Schraube							
7	01050-50610	Vis							
		BOLT	1	1			62581-104	60004 ~70000 60001 ~65000 (WG)	C
		Schraube							
7	01050-50610	Vis							
		BOLT			1	1	62581-104	60001 ~70000 60001 ~65000 (WG)	C
		Schraube							

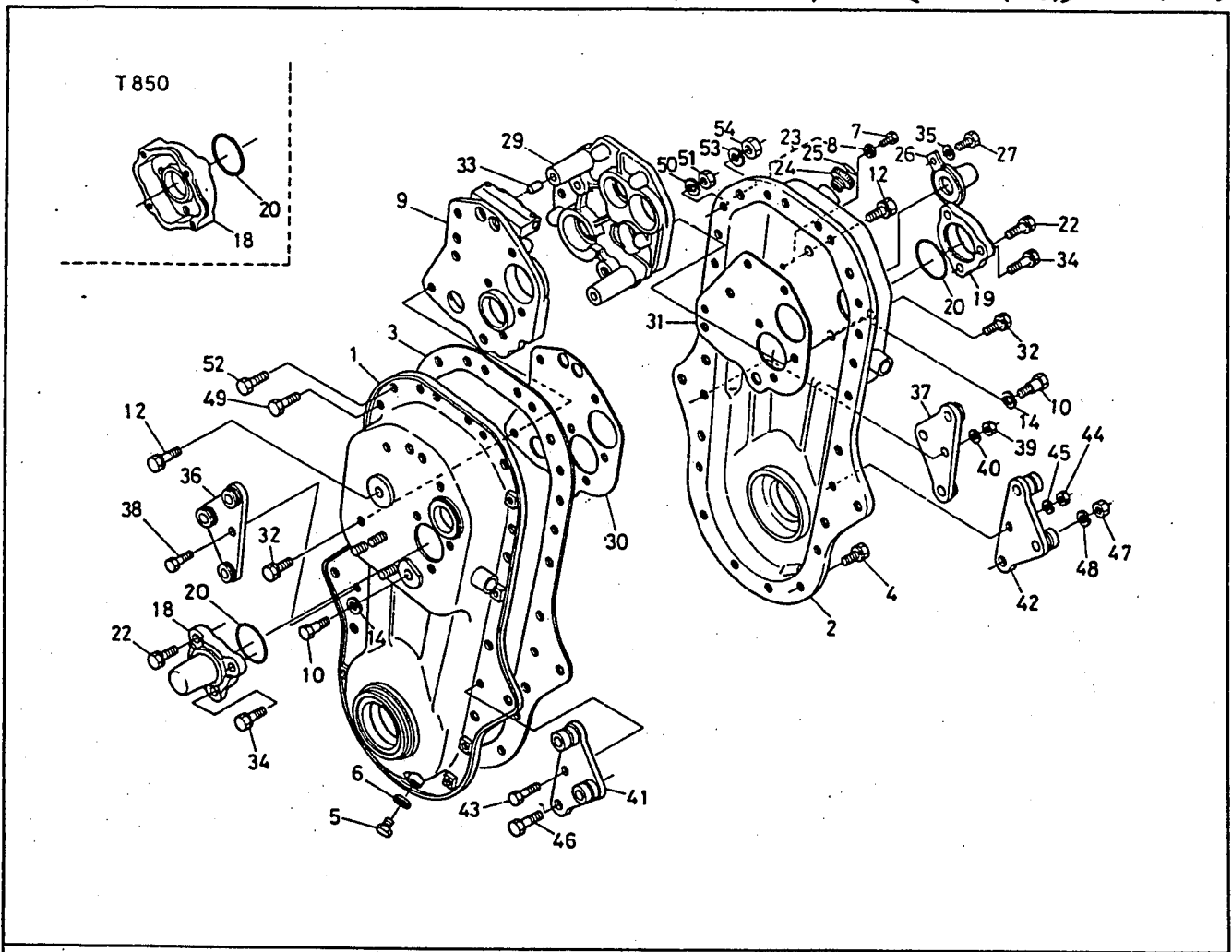
## FIG.1

**BOITE DE VITESSES  
TRANSMISSION CASE  
GETRIEBEGEHAUSE**

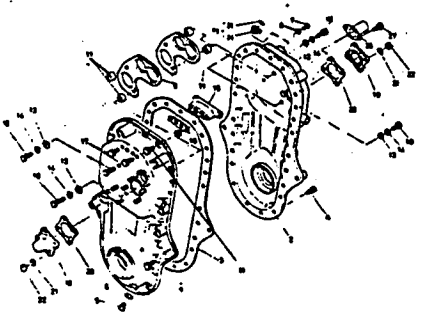
**(VIEUX TYPE)  
(OLD TYPE)  
(ALTER TYP)**

〔~70000  
~65000(WG)〕

〔T750  
T850〕



- |            |              |   |              |
|------------|--------------|---|--------------|
| REF. No. ① | TEIL Nr.     | ⑬ | 61321-1811-0 |
| ②          | 62571-1112-0 | ⑭ | 61321-1815-0 |
| ③          | 62571-1113-0 | ⑮ | 01120-50818  |
| ④          | 01120-50814  | ⑯ | 62571-1117-0 |
| ⑤          | 06331-35010  | ⑰ | 62571-1118-0 |
| ⑥          | 04717-01000  | ⑱ | 62571-1119-0 |
| ⑦          | 01050-50610  | ⑲ | 04512-50080  |
| ⑧          | 04717-00600  | ⑳ | 02114-50080  |
| ⑨          | 62571-1114-0 | ㉑ | 62571-1120-0 |
| ⑩          | 62571-1115-0 | ㉒ | 61321-1116-0 |
| ⑪          | 62571-1116-0 | ㉓ | 62571-4713-0 |
| ⑫          | 01150-50825  | ㉔ | 62271-1121-0 |
| ⑬          | 62571-1333-0 | ㉕ | 01202-50610  |
| ⑭          | 04512-50080  | ㉖ | 01130-51016  |



**KUBOTA**  
Utsunomiya Usine  
Utsunomiya Factory  
Utsunomiya Fabrik

REF. No. ①  
TEIL Nr. ①  
⑤ · ⑥  
• 62581-1111-0

REF. No. ②  
TEIL Nr. ②  
⑦ · ⑧  
⑩ · ⑪  
• 62581-1112-0  
• 62331-1123-0

T750-FR. T850-FR.

**KTE**

REF. No. ①  
TEIL Nr. ①  
⑤  
REF. No. ②  
TEIL Nr. ②  
⑦ · ⑧

NUMÉRO DE SÉRIE SERIAL No. SERIAL-Nr.			
⑤ · ⑥	⑦ · ⑧	• 62581-1111-0	
⑩ · ⑪	⑫ · ⑬	• 62581-1112-0	
⑭ · ⑮	⑯ · ⑰	• 62331-1123-0	
50000~		50000~	
T750	T850	T750	T850
1	3	11	13
17	34	16	19
97	107	25	33
117	123	46	57
134	145	62	73
193	243	96	118
244	247	125	126
		128	174
		190	211
			222
			9
			41
			82
			138
			185
			188

E16-R

FIG.1

BOITE DE VITESSES  
TRANSMISSION CASE  
GETRIEBEGEHÄUSE(VIEUX TYPE)  
(OLD TYPE)  
(ALTER TYP)[~70000  
~65000 (WG)][T750  
T850]

REF. No. TEIL Nr.	No. DE CODE CODE No. CODE NR.	DESCRIPTION BEZEICHNUNG	UNITÉ · UNIT · GERÄT				INTERCHANGEABILITE INTERCHANGEABILITY AUSTAUSCHBARKEIT		REMARQUES REMARKS BEMERKUNGEN
			T750		T850		NUMERO DE REVISION REVISION No. REVISION-Nr.	NUMERO DE SERIE SERIAL No. SERIAL-Nr.	
			FR	WG	FR	WG			
8	04717-00600	Rondelle WASHER, SEAL Beilagscheibe mit Gummi	1	1	1	1	60001 ~70000 60001 ~65000 (WG)		
9	62571-1114-0	Support, Roulement HOLDER, BEARING Halteplatte	2				~50702		
9	62571-1125-0	Support(G) HOLDER, BEARING LH Halteplatte links	1				62571-126 50703~ 60003	C	
9	62581-1136-0	Support(G) HOLDER, BEARING LH Halteplatte links	1	1			62581-38 60004 ~70000 60001 ~65000 (WG)	C	
9	62331-1114-0	Support HOLDER, BEARING Halteplatte			2		~50423		
9	62331-1125-0	Support(D) HOLDER, BEARING RH Halteplatte rechts			1		62331-25 50424~ 51073	C	
9	62331-1136-0	Support(D) HOLDER, BEARING RH Halteplatte rechts			1	1	62331-33 60001 ~70000 60001 ~65000 (WG)	C	
10	62571-1115-0	Vis BOLT, REAMER Schraube	2				~50702		
10	62571-1115-0	Vis BOLT, REAMER Schraube			2		~50423		
10	62571-1127-0	Vis BOLT, REAMER Schraube	2				62571-129 50001~ 60003	C	
10	62571-1127-0	Vis BOLT, REAMER Schraube			2		62571-129 50001~ 51073	C	
10	62581-1141-0	Vis BOLT, REAMER Schraube	2	2			62581-42 60004 ~70000 60001 ~65000 (WG)	C	
10	62581-1141-0	Vis BOLT, REAMER Schraube			2	2	62581-42 60001~	C	
11	62571-1116-0	Entretoise COLLAR Manschette	2				62571-126 ~50702		
11	62571-1116-0	Entretoise COLLAR Manschette			2		62571-126 ~50423		
12	01123-50825	Vis BOLT Schraube	2				62571-142 ~50702		

# F01-L

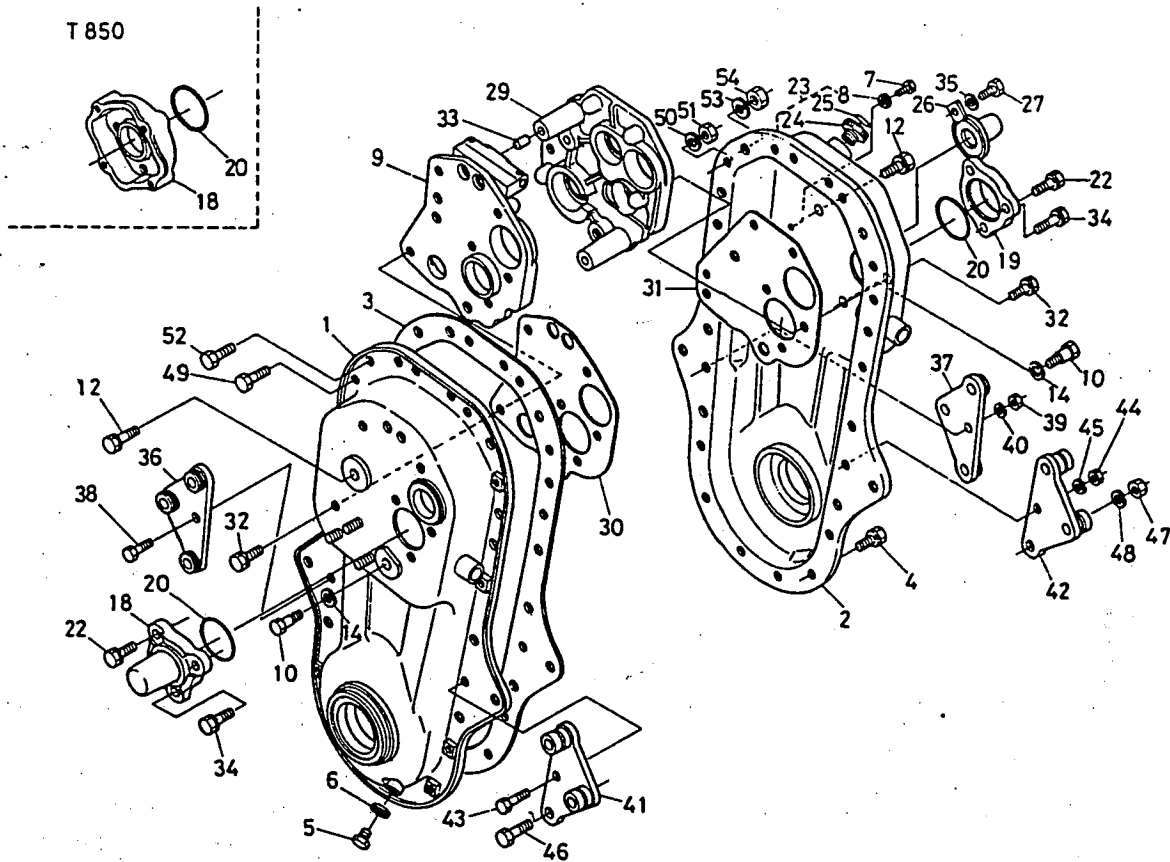
## FIG.1

BOITE DE VITESSES  
TRANSMISSION CASE  
GETRIEBEGEHAUSE

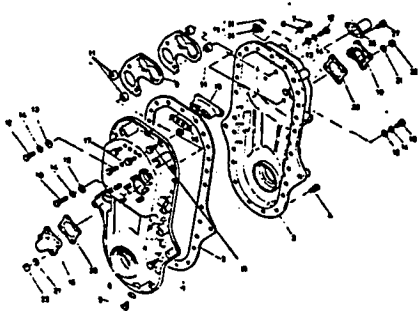
(VIEUX TYPE)  
(OLD TYPE)  
(ALTER TYP)

[~70000  
~65000(WG)]

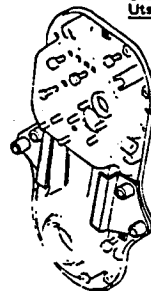
[T750]  
[T850]



REF. No. ①	TEIL Nr.	①	61321-1811-0
②	62571-1112-0	②	61321-1815-0
③	62571-1113-0	③	01120-50818
④	01120-50814	④	62571-1117-0
⑤	06331-35010	⑤	62571-1118-0
⑥	04717-01000	⑥	62571-1119-0
⑦	01050-50610	⑦	04512-50080
⑧	04717-00600	⑧	02114-50080
⑨	62571-1114-0	⑨	62571-1120-0
⑩	62571-1115-0	⑩	61321-1116-0
⑪	62571-1116-0	⑪	62571-4713-0
⑫	01150-50825	⑫	62271-1121-0
⑬	62571-1333-0	⑬	01202-50610
⑭	04512-50080	⑭	01130-51016



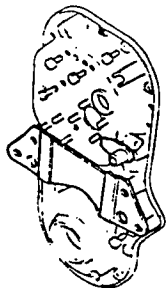
KUBOTA  
Utsunomiya Usine  
Utsunomiya Factory  
Utsunomiya Fabrik



REF. No. ①  
TEIL Nr. ①  
①-①  
• 62581-1111-0  
REF. No. ②  
TEIL Nr. ②  
②-②  
①-②  
• 62581-1112-0  
• 62331-1123-0

T750-FR., T850-FR.

KTE



REF. No. ①  
TEIL Nr. ①  
①  
REF. No. ②  
TEIL Nr. ②  
②-②

NUMÉRO DE SÉRIE  
SERIAL No.  
SERIAL-Nr.

①-② • 62581-1111-0  
②-② • 62581-1112-0  
①-① • 62331-1123-0

50000~				50000~			
T750		T850		T750		T850	
1	3	11	13				
17	34	16	19				
97	107	25	33	46			
117	123	46	57	84			9
134	145	62	73	147			82
193	243	96	118	180			138
244	247	125	125	185			185
		128	174	211			188
		190		222			



FIG.1

BOITE DE VITESSES  
TRANSMISSION CASE  
GETRIEBEGEHAUSE

(VIEUX TYPE)  
(OLD TYPE)  
(ALTER TYP)

{ ~70000  
~65000 (WG) }

{ T750  
T850 }

REF. No. TEIL Nr.	No. DE CODE CODE No. CODE NR.	DESCRIPTION BEZEICHNUNG	UNITE · UNIT · GERAT				INTERCHANGEABILITY AUSTAUSCHBARKEIT		REMARKS REMARKS BEMERKUNGEN
			T750		T850		NUMERO DE REVISION REVISION No. REVISION-Nr.	NUMERO DE SERIE SERIAL No. SERIAL-Nr.	
			FR	WG	FR	WG			
12	01123-50825	Vis BOLT Schraube			2		62571-142	~50423	
12	62571-1128-0	Vis BOLT Schraube	2				62571-128	50703~	A
12	62571-1128-0	Vis BOLT Schraube			2		62571-128	50424~	A
12	01173-51025	Vis BOLT Schraube	2				62571-144	50903~ 51122	C
12	01173-51025	Vis BOLT Schraube			2		62571-144	50634~ 50853	C
12	01133-51025	Vis BOLT Schraube	2				62581-32	50903~ 51342	C
12	01133-51025	Vis BOLT Schraube			2		62581-32	50634~ 51073	C
12	01123-51030	Vis BOLT Schraube	2	2			62581-33	60001 ~70000 60001 ~65000 (WG)	C
12	01123-51030	Vis BOLT Schraube			2	2	62581-33	60001 ~70000 60001 ~65000 (WG)	C
13	62571-1333-0	Rondelle WASHER, SEAL Dichtungsscheibe	4					~50702	
13	04811-00110	Rondelle WASHER, SEAL Dichtungsscheibe	4				62571-126 62581-38	50703~ 51342	C
14	04512-50080	Rondelle grower WASHER, SPRING Federring	4					~50702	
14	04512-50080	Rondelle grower WASHER, SPRING Federring			4			~50423	
14	04512-50100	Rondelle grower WASHER, SPRING Federring	4				62571-58	50703~ 60003	C
14	04512-50100	Rondelle grower WASHER, SPRING Federring			4		62571-58	50424~ 51073	C
14	04512-50120	Rondelle grower WASHER, SPRING Federring	2	2			62581-69	60004 ~70000 60001 ~65000 (WG)	C

F02-L

FIG.1

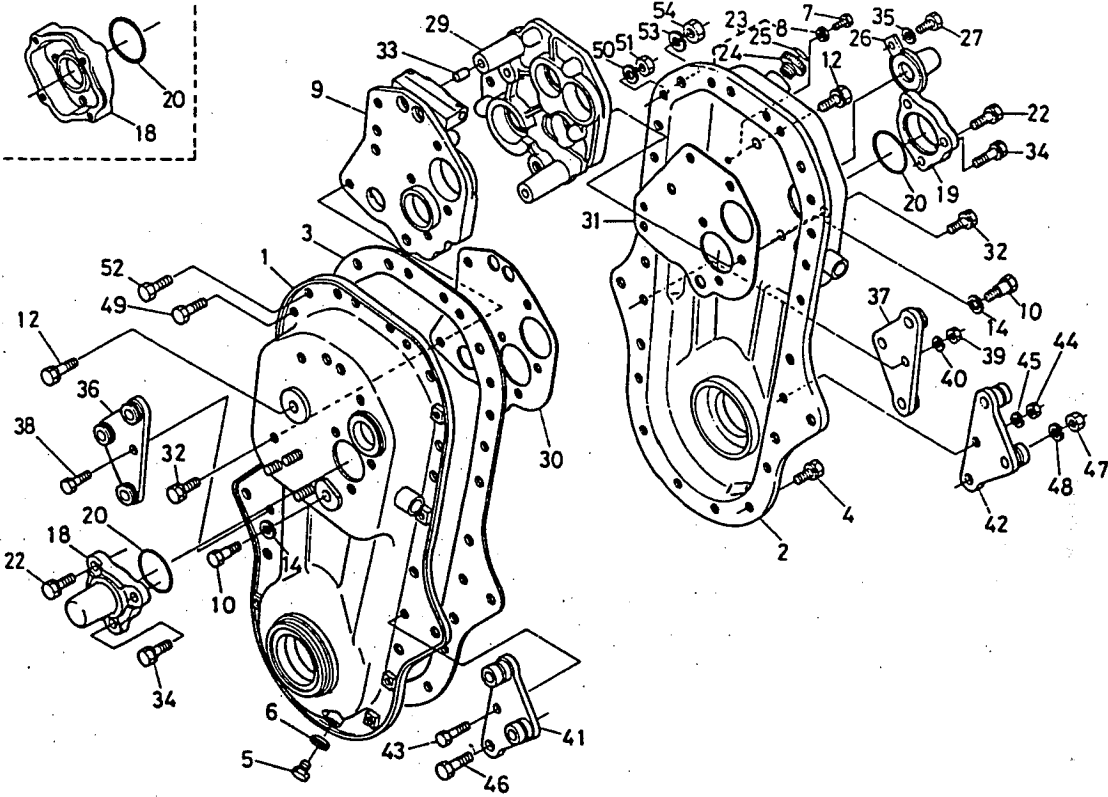
BOITE DE VITESSES  
TRANSMISSION CASE  
GETRIEBEGEHAUSE

(VIEUX TYPE)  
(OLD TYPE)  
(ALTER TYP)

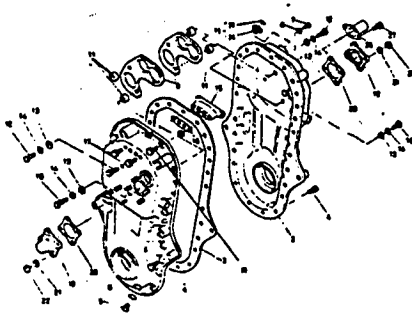
[~70000  
~65000 (WG)]

[T750]  
[T850]

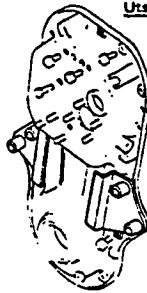
T850



- |                            |                |
|----------------------------|----------------|
| REF. No. ①<br>62571-1111-0 | ⑩ 61321-1811-0 |
| ② 62571-1112-0             | ⑪ 61321-1815-0 |
| ③ 62571-1113-0             | ⑫ 01120-50818  |
| ④ 01120-50814              | ⑬ 62571-1117-0 |
| ⑤ 06331-35010              | ⑭ 62571-1118-0 |
| ⑥ 04717-01000              | ⑮ 62571-1119-0 |
| ⑦ 01050-50610              | ⑯ 04512-50080  |
| ⑧ 04717-00600              | ⑰ 02114-50080  |
| ⑨ 62571-1114-0             | ⑱ 62571-1120-0 |
| ⑩ 62571-1115-0             | ⑲ 61321-1116-0 |
| ⑪ 62571-1116-0             | ⑳ 62571-4713-0 |
| ⑫ 01150-50825              | ㉑ 62271-1121-0 |
| ⑬ 62571-1333-0             | ㉒ 01202-50610  |
| ⑭ 04512-50080              | ㉓ 01130-51016  |



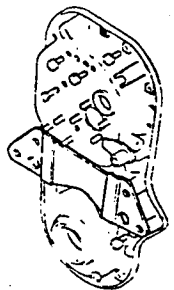
KUBOTA  
Utsunomiya Usine  
Utsunomiya Factory  
Utsunomiya Fabrik



- REF. No. ①  
TEIL Nr. ①  
⑥ · ⑦  
• 62581-1111-0
- REF. No. ②  
TEIL Nr. ②  
⑥ · ⑦  
① · ②  
• 62581-1112-0  
• 62331-1123-0

T750-FR. T850-FR.

KTE



- REF. No. ①  
TEIL Nr. ①  
⑥ · ⑦  
REF. No. ②  
TEIL Nr. ②  
⑥ · ⑦

NUMÉRO DE SÉRIE  
SERIAL No.  
SERIAL-Nr.

- ⑥ · ⑦ • 62581-1111-0  
⑥ · ⑦ • 62581-1112-0  
① · ② • 62331-1123-0

50000~		50800~	
T750	T850	T750	T850
1	3	11	13
17	34	16	19
97	107	25	33
117	123	46	57
134	145	62	73
193	243	96	118
244	247	125	126
		128	174
		190	222
			9
			41
			82
			138
			185
			188

FIG.1

BOITE DE VITESSES  
TRANSMISSION CASE  
GETRIEBEGEHAUSE

(VIEUX TYPE)  
(OLD TYPE)  
(ALTER TYP)

{ ~70000  
~65000 (WG) }

{ T750  
T850 }

REF. No. TEIL Nr.	No. DE CODE CODE No. CODE NR.	DESCRIPTION BEZEICHNUNG	UNITE · UNIT · GERAT				INTERCHANGEABILITE INTERCHANGEABILITY AUSTAUSCHBARKEIT		REMARKS REMARKS BEMERKUNGEN
			T750		T850		NUMERO DE REVISION REVISION No. REVISION-Nr.	NUMERO DE SERIE SERIAL No. SERIAL-Nr.	
			FR	WG	FR	WG			
14	04512-50120	Rondelle grower WASHER, SPRING Federring			2	2	62581-69	60001 ~70000 60001 ~65000 (WG)	C
15	61321-1811-0	Support HOLDER, SHIFT ROD Halter	1					~51342	
15	61321-1811-0	Support HOLDER, SHIFT ROD Halter			1			~57073	
15	61321-1811-3	Support HOLDER, SHIFT ROD Halter	1				61321-230	~51342	C
15	61321-1811-3	Support HOLDER, SHIFT ROD Halter			1		62581-43	~51073	C
16	61321-1815-0	Emballage PACKING Dichtung	1				62581-44	~51342	
16	61321-1815-0	Emballage PACKING Dichtung			1		62581-44	~51073	
17	01123-50818	Vis BOLT Schraube	2				62581-43	~51342	
17	01123-50818	Vis BOLT Schraube			2		62581-43	~51073	
18	62571-1117-0	Couvercle COVER, SIDE LH Deckel, links	1					~51342	
18	62581-1142-0	Couvercle COVER, SIDE LH Deckel, links	1	1			62581-45	60004 ~70000 60001 ~65000 (WG)	C
18	62331-1117-0	Couvercle COVER, SIDE LH Deckel, links			1			~51073	
18	62331-1142-0	Couvercle COVER, SIDE LH Deckel, links			1	1	62331-35	60001 ~70000 60001 ~65000 (WG)	C
19	62571-1118-0	Couvercle COVER, SIDE RH Deckel, rechts	1					~51342	
19	62571-1118-0	Couvercle COVER, SIDE RH Deckel, rechts			1			~51073	
19	62581-1143-0	Support HOLDER Halter	1	1			62581-46	60004 ~70000 60001 ~65000 (WG)	C

# F03-L

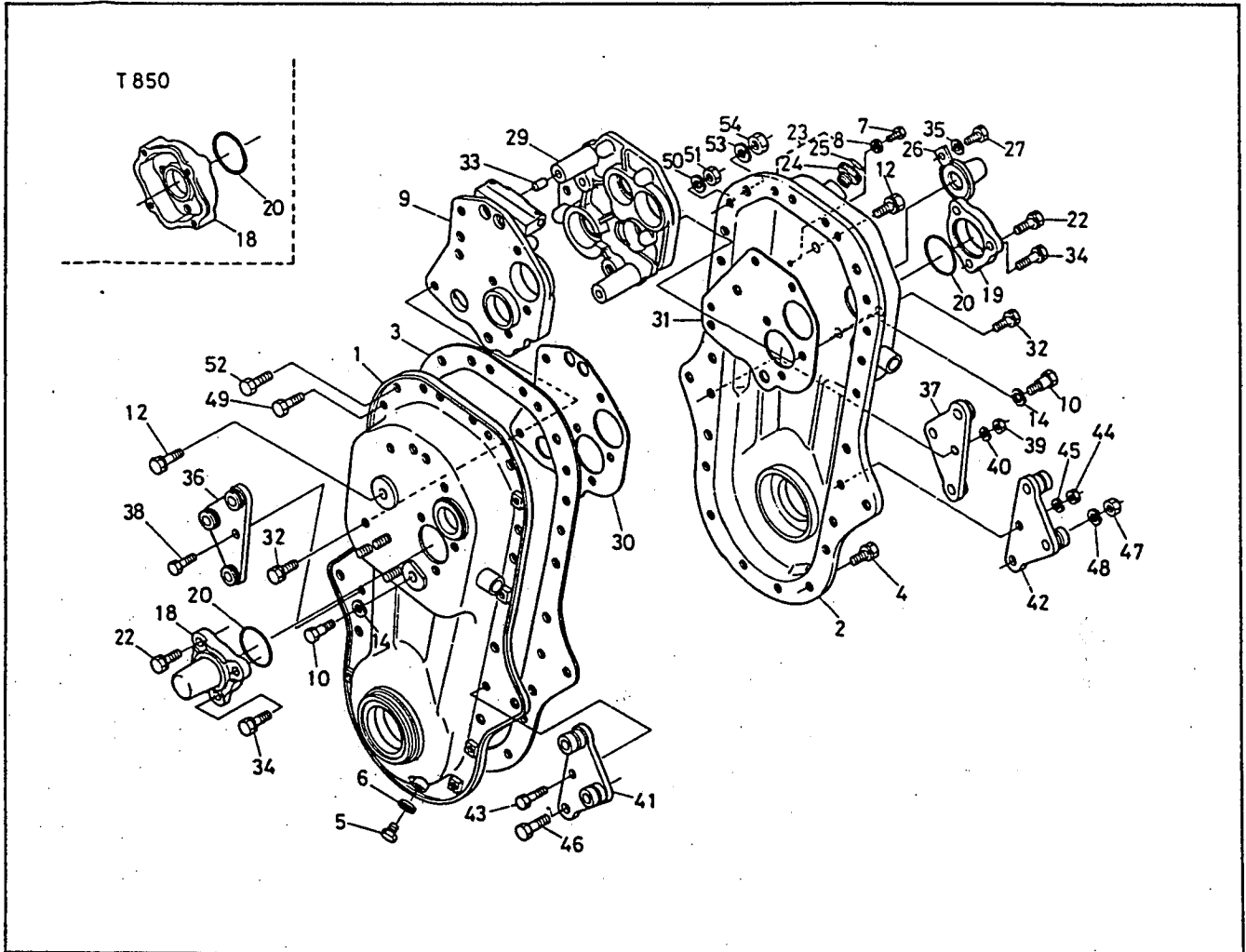
## FIG.1

BOITE DE VITESSES  
TRANSMISSION CASE  
GETRIEBEGEHÄUSE

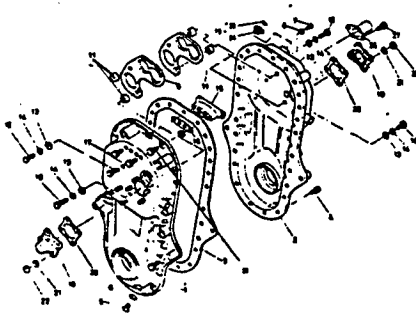
(VIEUX TYPE)  
(OLD TYPE)  
(ALTER TYP)

{ ~70000  
~65000 (WG) }

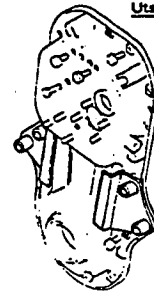
{ T750  
T850 }



- |                |                |                |
|----------------|----------------|----------------|
| REF. No. ①     | TEIL Nr.       | ⑬ 61321-1811-0 |
| ② 62571-1111-0 | ⑭ 61321-1815-0 |                |
| ③ 62571-1112-0 | ⑮ 01120-50818  |                |
| ④ 62571-1113-0 | ⑯ 62571-1117-0 |                |
| ⑤ 01120-50814  | ⑰ 62571-1118-0 |                |
| ⑥ 06331-35010  | ⑱ 62571-1119-0 |                |
| ⑦ 04717-01000  | ⑲ 04512-50080  |                |
| ⑧ 01050-50610  | ⑳ 02114-50080  |                |
| ⑨ 04717-00600  | ㉑ 62571-1120-0 |                |
| ⑩ 62571-1114-0 | ㉒ 61321-1116-0 |                |
| ⑪ 62571-1115-0 | ㉓ 62571-4713-0 |                |
| ⑫ 62571-1116-0 | ㉔ 62271-1121-0 |                |
| ⑬ 01150-50825  | ㉕ 01202-50610  |                |
| ⑭ 62571-1333-0 | ㉖ 01130-51016  |                |
| ⑮ 04512-50080  |                |                |

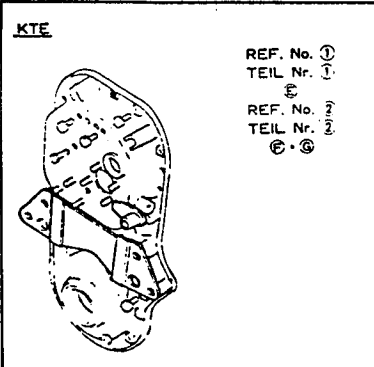


KUBOTA  
Utsunomiya Usine  
Utsunomiya Factory  
Utsunomiya Fabrik



- REF. No. ①  
TEIL Nr. ①  
① ②  
• 62581-1111-0
- REF. No. ②  
TEIL Nr. ②  
③ ④  
① ②  
• 62581-1112-0  
• 62331-1123-0

T750-FR., T850-FR.



- REF. No. ①  
TEIL Nr. ①  
① ②  
REF. No. ②  
TEIL Nr. ②  
③ ④

NUMÉRO DE SÉRIE  
SERIAL No.  
SERIAL-Nr.

- ① ② ③ • 62581-1111-0  
④ ⑤ ⑥ • 62581-1112-0  
⑦ ⑧ ⑨ • 62331-1123-0

50000~		50000~	
T750	T850	T750	T850
1	3	11	13
17	34	16	19
97	107	25	33
117	123	46	57
134	145	62	73
193	243	96	118
244	247	125	126
		128	174
		190	222
		46	9
		84	41
		147	82
		180	138
		185	185
		211	188

FIG.1

BOITE DE VITESSES  
TRANSMISSION CASE  
GETRIEBEGEHAUSE

(VIEUX TYPE)  
(OLD TYPE)  
(ALTER TYP)

{ ~70000  
~65000 (WG) }

{ T750  
T850 }

REF. No. TEIL Nr.	No. DE CODE CODE No. CODE NR.	DESCRIPTION BEZEICHNUNG	UNITÉ · UNIT · GERÄT				INTERCHANGEABILITE INTERCHANGEABILITY AUSTAUSCHBARKEIT		REMARQUES REMARKS BEMERKUNGEN
			T750		T850		NUMERO DE REVISION REVISION No. REVISION-Nr.	NUMERO DE SERIE SERIAL No. SERIAL-Nr.	
			FR	WG	FR	WG			
19	62581-1143-0	Support HOLDER Halter			1	1	62581-46	60001 ~70000 60001 ~65000 (WG)	C
20	62571-1119-0	Emballage PACKING Dichtung	2					~51342	
20	62571-1119-0	Emballage PACKING Dichtung			1			~51073	
20	04811-10480	Joint caoutchouc O RING O-Ring	2	2			62581-47	60004 ~70000 60001 ~65000 (WG)	C
20	04811-10480	Joint caoutchouc O RING O-Ring			2	2	62331-36	60001 ~70000 60001 ~65000 (WG)	C
21	04512-50080	Rondelle grower WASHER, SPRING Federscheibe	8				62581-46	~51342	
21	04512-50080	Rondelle grower WASHER, SPRING Federscheibe			8		62581-46	~51073	
22	02114-50080	Ecrou NUT Mutter	8					~51342	
22	02114-50080	Ecrou NUT Mutter			8			~51073	
23	01123-50830	Vis BOLT Schraube	4	4			62581-46	60004 ~70000 60001 ~65000 (WG)	C
23	01123-50830	Vis BOLT Schraube			4	4	62581-46	60001 ~70000 60001 ~65000 (WG)	C
23	62571-1120-0	Bouchon complet ASSY PLUG, OIL FILLER Öleinfüllstopfen Komplett	1					~51342	
23	62571-1120-0	Bouchon complet ASSY PLUG, OIL FILLER Öleinfüllstopfen Komplett			1			~51073	
23	62581-1120-0	Bouchon complet ASSY PLUG, OIL FILLER Öleinfüllstopfen Komplett	1	1			62581-85	50001 ~70000 50001 ~65000 (WG)	C
23	62581-1120-0	Bouchon complet ASSY PLUG, OIL FILLER Öleinfüllstopfen Komplett			1	1	62581-85	50001 ~70000 50001 ~65000 (WG)	C
24	☆	Commander par REF. No. ② ORDER BY REF. No. ② Bestellung mit TEIL Nr. ②	1					~51342	

F04-L

FIG.1

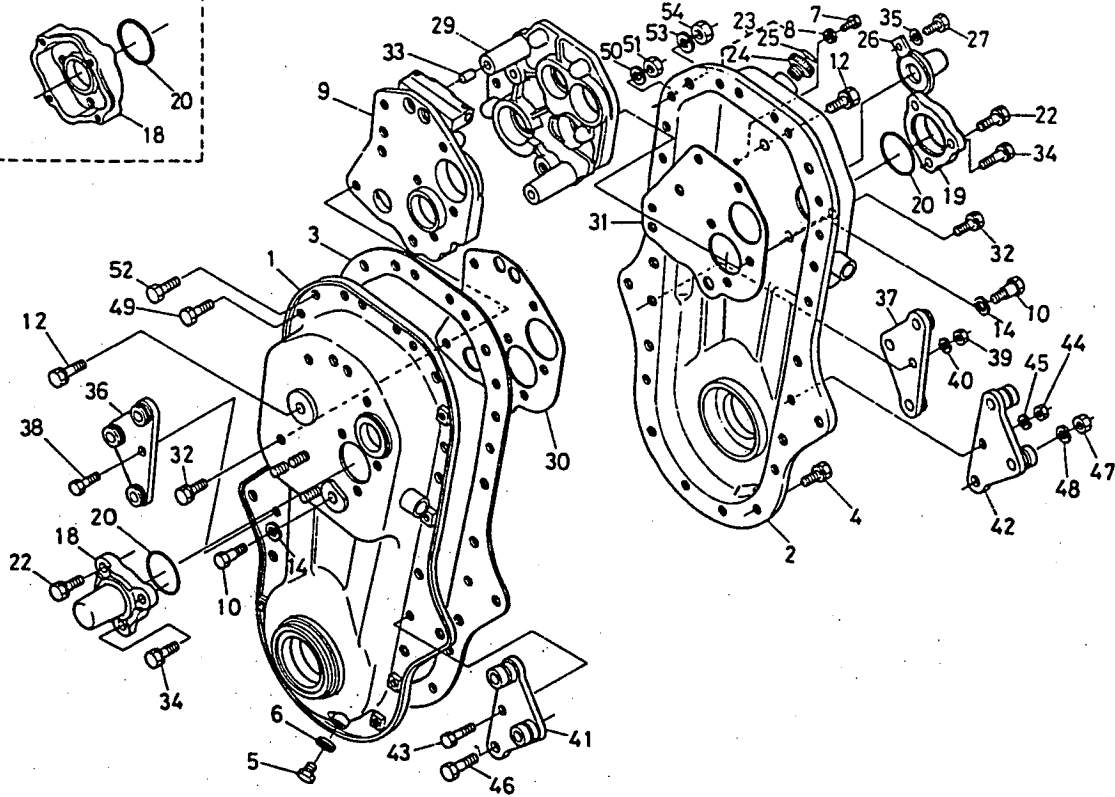
BOITE DE VITESSES  
TRANSMISSION CASE  
GETRIEBEGEHAUSE

(VIEUX TYPE)  
(OLD TYPE)  
(ALTER TYP)

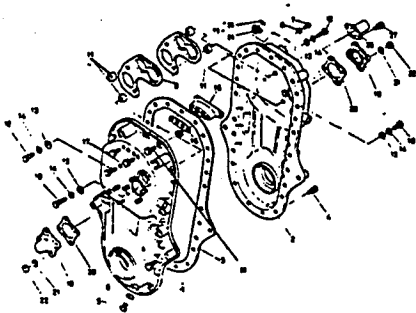
{ ~70000  
~65000 (WG) }

{ T750  
T850 }

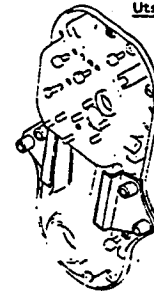
T 850



- |            |            |                |
|------------|------------|----------------|
| REF. No. ① | TEIL Nr. ① | ① 61321-1811-0 |
| ②          | ②          | ② 61321-1815-0 |
| ③          | ③          | ③ 01120-50818  |
| ④          | ④          | ④ 62571-1117-0 |
| ⑤          | ⑤          | ⑤ 62571-1118-0 |
| ⑥          | ⑥          | ⑥ 62571-1119-0 |
| ⑦          | ⑦          | ⑦ 04512-50080  |
| ⑧          | ⑧          | ⑧ 02114-50080  |
| ⑨          | ⑨          | ⑨ 62571-1120-0 |
| ⑩          | ⑩          | ⑩ 61321-1116-0 |
| ⑪          | ⑪          | ⑪ 62571-4713-0 |
| ⑫          | ⑫          | ⑫ 62271-1121-0 |
| ⑬          | ⑬          | ⑬ 01202-50610  |
| ⑭          | ⑭          | ⑭ 01130-51016  |



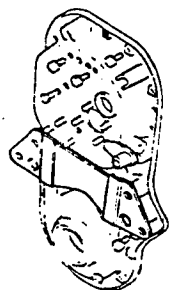
KUBOTA  
Utsunomiya Usine  
Utsunomiya Factory  
Utsunomiya Fabrik



- REF. No. ①  
TEIL Nr. ①  
⑥ • ⑥  
• 62581-1111-0
- REF. No. ②  
TEIL Nr. ②  
① • ①  
① • ①  
• 62581-1112-0  
• 62331-1123-0

T750-FR., T850-FR.

KTE



- REF. No. ①  
TEIL Nr. ①  
⑥ • ⑥  
REF. No. ②  
TEIL Nr. ②  
① • ①

NUMÉRO DE SÉRIE  
SERIAL No.  
SERIAL-Nr.

- ⑥ • ⑥ • 62581-1111-0  
⑥ • ⑥ • 62581-1112-0  
① • ① • 62331-1123-0

50000~		50000~	
T750	T850	T750	T850
1	3	11	13
17	34	16	19
97	107	25	33
117	123	46	57
134	145	62	73
193	243	96	118
244	247	125	126
		128	174
		190	222
			46
			84
			82
			138
			185
			188

FIG.1

BOITE DE VITESSES  
TRANSMISSION CASE  
GETRIEBEGEHAUSE

(VIEUX TYPE)  
(OLD TYPE)  
(ALTER TYP)

[~70000  
~65000 (WG)]

[T750]  
[T850]

REF. No. TEIL Nr.	No. DE CODE CODE No. CODE NR.	DESCRIPTION BEZEICHNUNG	UNITÉ · UNIT · GERÄT				INTERCHANGEABILITE INTERCHANGEABILITY AUSTAUSCHBARKEIT		REMARQUES REMARKS BEMERKUNGEN
			T750		T850		NUMERO DE REVISION REVISION No. REVISION-Nr.	NUMERO DE SERIE SERIAL No. SERIAL-Nr.	
			FR	WG	FR	WG			
24	☆	Commander par REF. No. ② ORDER BY REF. No. ② Bestellung mit TEIL Nr. ②			1			~51073	
24	☆	Commander par REF. No. ② ORDER BY REF. No. ② Bestellung mit TEIL Nr. ②	1	1			62581-85	50001 ~70000 50001 ~65000 (WG)	C
24	☆	Commander par REF. No. ② ORDER BY REF. No. ② Bestellung mit TEIL Nr. ②			1	1	62581-85	50001 ~70000 50001 ~65000 (WG)	C
25	62571-4713-0	Marque LABEL, OIL FILLER 1 Beschriftung sschild 1	1	1	1	1		50001 ~70000 50001 ~65000 (WG)	
26	62271-1121-0	Couvercle COVER, SHAFT Verkleidung	1					~51342	
26	62271-1121-0	Couvercle COVER, SHAFT Verkleidung			1			~51073	
26	62523-1122-0	Couvercle COVER, SHAFT Verkleidung	1	1			62581-48	60004 ~70000 60001 ~65000 (WG)	C
26	62523-1122-0	Couvercle COVER, SHAFT Verkleidung			1	1	62581-48	60001 ~70000 60001 ~65000 (WG)	C
27	01202-50610	Vis BOLT Schraube	2					~51342	
27	01222-50608	Vis BOLT Schraube			2			~51073	
27	01153-51020	Vis BOLT Schraube	1	1			62581-48	60004 ~70000 60001 ~65000 (WG)	C
27	01153-51020	Vis BOLT Schraube			1	1	62581-48	60001 ~70000 60001 ~65000 (WG)	C
28	01133-51016	Vis BOLT Schraube	3					~50702	
28	01133-51016	Vis BOLT Schraube			3			~50423	
28	01133-51016	Vis BOLT Schraube	2				62571-122	50703~ 51342	C
28	01133-51016	Vis BOLT Schraube			2		62581-34	50424~ 51073	C

F05-L

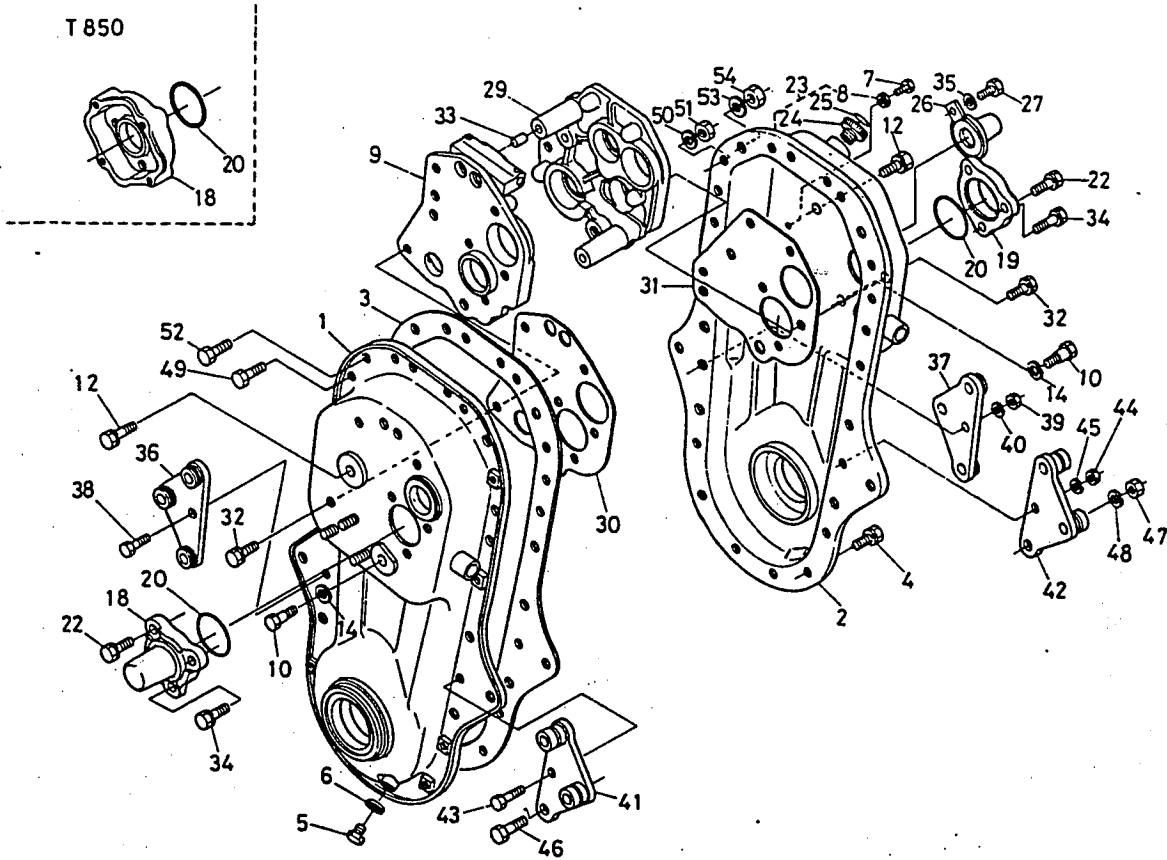
FIG.1

BOITE DE VITESSES  
TRANSMISSION CASE  
GETRIEBEGEHAUSE

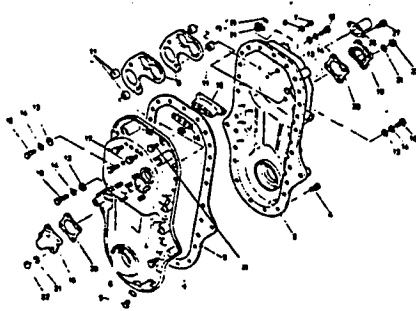
(VIEUX TYPE)  
(OLD TYPE)  
(ALTER TYP)

[~70000  
~65000 (WG)]

[T750  
T850]



- |            |              |   |              |
|------------|--------------|---|--------------|
| REF. No. ① | 62571-1111-0 | ⑩ | 61321-1811-0 |
| ②          | 62571-1112-0 | ⑪ | 61321-1815-0 |
| ③          | 62571-1113-0 | ⑫ | 01120-50818  |
| ④          | 01120-50814  | ⑬ | 62571-1117-0 |
| ⑤          | 06331-35010  | ⑭ | 62571-1118-0 |
| ⑥          | 04717-01000  | ⑮ | 62571-1119-0 |
| ⑦          | 01050-50610  | ⑯ | 04512-50080  |
| ⑧          | 04717-00600  | ⑰ | 02114-50080  |
| ⑨          | 62571-1114-0 | ⑱ | 62571-1120-0 |
| ⑩          | 62571-1115-0 | ⑲ | 61321-1116-0 |
| ⑪          | 62571-1116-0 | ⑳ | 62571-4713-0 |
| ⑫          | 01150-50825  | ㉑ | 62271-1121-0 |
| ⑬          | 62571-1333-0 | ㉒ | 01202-50610  |
| ⑭          | 04512-50080  | ㉓ | 01130-51016  |



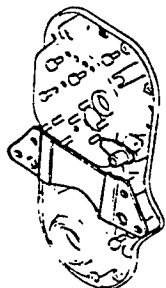
KUBOTA  
Utsunomiya Usine  
Utsunomiya Factory  
Utsunomiya Fabrik



- |            |              |
|------------|--------------|
| REF. No. ① |              |
| TEIL Nr. ① |              |
| ②          | 62581-1111-0 |
| REF. No. ② |              |
| TEIL Nr. ② |              |
| ③          | 62581-1112-0 |
| ④          | 62331-1123-0 |

T750-FR., T850-FR.

KTE



- |            |  |
|------------|--|
| REF. No. ① |  |
| TEIL Nr. ① |  |
| ②          |  |
| REF. No. ② |  |
| TEIL Nr. ② |  |
| ③          |  |

NUMÉRO DE SÉRIE  
SERIAL No.  
SERIAL-Nr.

- |   |              |
|---|--------------|
| ② | 62581-1111-0 |
| ③ | 62581-1112-0 |
| ④ | 62331-1123-0 |

50000~		30000~	
T750	T850	T750	T850
1	3	11	13
17	34	16	19
97	107	25	33
117	123	46	57
134	145	62	73
193	243	96	118
244	247	125	126
		128	174
		190	222
			46
			84
			147
			180
			185
			188
			9
			41
			82
			138
			185
			188



F05-R

FIG.1

BOITE DE VITESSES  
TRANSMISSION CASE  
GETRIEBEGEHAUSE

(VIEUX TYPE)  
(OLD TYPE)  
(ALTER TYP)

{ ~70000  
~65000 (WG) }

{ T750  
T850 }

REF. No. TEIL Nr.	No. DE CODE CODE No. CODE NR.	DESCRIPTION BEZEICHNUNG	UNITE · UNIT · GERÄT				INTERCHANGEABILITY INTERCHANGEABILITY AUSTAUSCHBARKEIT		REMARQUES REMARKS BEMERKUNGEN
			T750		T850		NUMERO DE REVISION REVISION-Nr.	NUMERO DE SERIE SERIAL-Nr.	
			FR	WG	FR	WG			
29	62571-1126-0	Support(D) HOLDER, BEARING RH Halteplatte rechts	1				62571-127	50703~ 51342	A
29	62581-1137-0	Support(D) HOLDER, BEARING RH Halteplatte rechts			1	1	62581-39	60004 ~70000 60001 ~65000 (WG)	C
29	62331-1126-0	Support(D) HOLDER, BEARING RH Halteplatte rechts	1				62331-26	50424~ 51073	A
29	62331-1137-0	Support(D) HOLDER, BEARING RH Halteplatte rechts			1	1	62331-34	60001 ~70000 60001 ~65000 (WG)	C
30	62581-1138-0	Joint (G) PACKING, LH Dichtung links	1	1			62581-40	60004 ~70000 60001 ~65000 (WG)	A
30	62581-1138-0	Joint (G) PACKING, LH Dichtung links			1	1	62581-40	60001 ~70000 60001 ~65000 (WG)	A
31	62581-1139-0	Joint (D) PACKING, RH Dichtung rechts	1	1			62581-41	60004 ~70000 60001 ~65000 (WG)	A
31	62581-1139-0	Joint (D) PACKING, RH Dichtung rechts			1	1	62581-41	60001 ~70000 60001 ~65000 (WG)	A
32	01123-50818	Vis BOLT Schraube	6	6			62581-38	60004 ~70000 60001 ~65000 (WG)	A
32	01123-50818	Vis BOLT Schraube			6	6	62581-38	60001 ~70000 60001 ~65000 (WG)	A
33	05012-01020	Goupile PIN, STRAIGHT Stift	2	2			62581-38	60004 ~70000 60001 ~65000 (WG)	A
33	05012-01020	Goupile PIN, STRAIGHT Stift			2	2	62581-38	60001 ~70000 60001 ~65000 (WG)	A
34	01123-50825	Vis BOLT Schraube	2	2			62581-46	60004 ~70000 60001 ~65000 (WG)	A
34	01123-50825	Vis BOLT Schraube			2	2	62581-46	60001 ~70000 60001 ~65000 (WG)	A
35	04011-50100	Rondelle WASHER, PLAIN Unterlegescheibe	1	1			62581-48	60004 ~70000 60001 ~65000 (WG)	A
35	04011-50100	Rondelle WASHER, PLAIN Unterlegescheibe			1	1	62581-48	60001 ~70000 60001 ~65000 (WG)	A

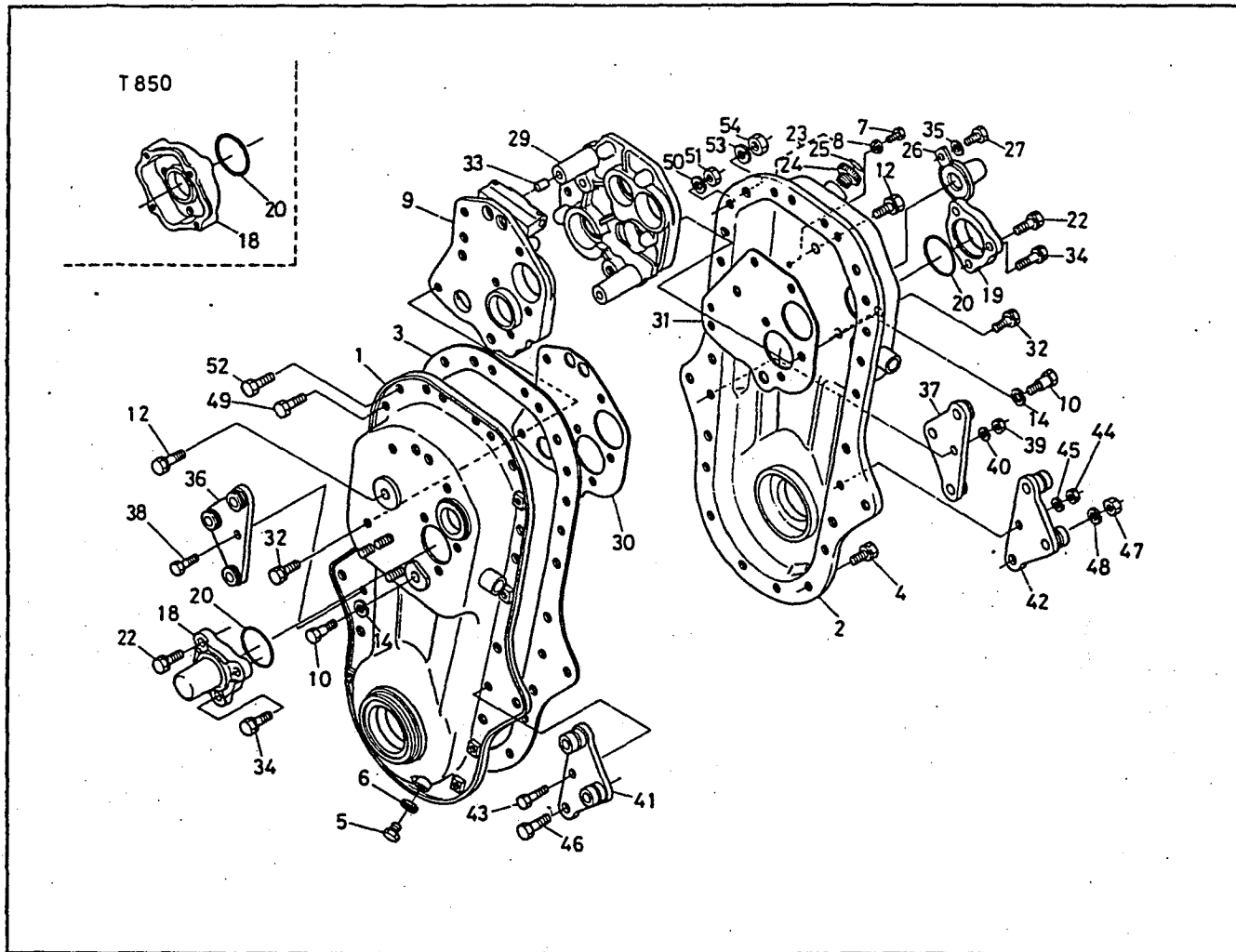
## FIG.1

BOITE DE VITESSES  
TRANSMISSION CASE  
GETRIEBEGEHAUSE

(VIEUX TYPE)  
(OLD TYPE)  
(ALTER TYP)

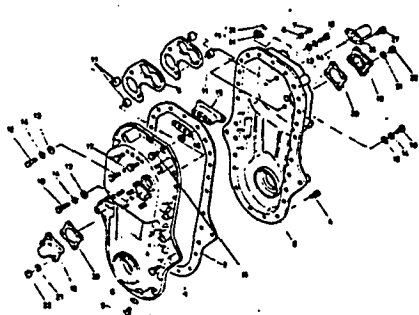
[~70000  
~65000 (WG)]

[T750  
T850]



REF. No., TEIL Nr.

- ① 62571-1111-0
- ② 62571-1112-0
- ③ 62571-1113-0
- ④ 01120-50814
- ⑤ 06331-35010
- ⑥ 04717-01000
- ⑦ 01050-50610
- ⑧ 04717-00600
- ⑨ 62571-1114-0
- ⑩ 62571-1115-0
- ⑪ 62571-1116-0
- ⑫ 01150-50825
- ⑬ 62571-1333-0
- ⑭ 04512-50080
- ⑮ 61321-1811-0
- ⑯ 61321-1815-0
- ⑰ 01120-50818
- ⑱ 62571-1117-0
- ⑲ 62571-1118-0
- ⑳ 62571-1119-0
- ㉑ 04512-50080
- ㉒ 02114-50080
- ㉓ 62571-1120-0
- ㉔ 61321-1116-0
- ㉕ 62571-4713-0
- ㉖ 62271-1121-0
- ㉗ 01202-50610
- ㉘ 01130-51016



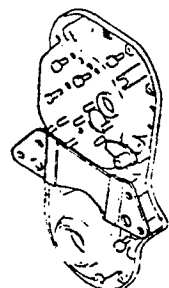
KUBOTA  
Utsunomiya Usine  
Utsunomiya Factory  
Utsunomiya Fabrik



- REF. No. ①
- TEIL Nr. ①
- ②, ⑥
- 62581-1111-0
- REF. No. ②
- TEIL Nr. ②
- ③, ⑦
- ①, ④
- 62581-1112-0
- 62331-1123-0

T750-FR., T850-FR.

KTE



- REF. No. ①
- TEIL Nr. ①
- ②
- REF. No. ②
- TEIL Nr. ②
- ③, ⑧

NUMÉRO DE SÉRIE  
SERIAL No.  
SERIAL-Nr.

- ③, ⑧ • 62581-1111-0
- ④, ⑨ • 62581-1112-0
- ①, ② • 62331-1123-0

50000~		50000~	
T750	T850	T750	T850
1	3	11	13
17	34	16	19
97	107	25	33
117	123	46	57
134	145	62	73
193	243	96	118
244	247	125	126
		128	174
		190	222
		46	9
		84	41
		147	82
		180	138
		185	185
		211	188

FIG.1

BOITE DE VITESSES  
TRANSMISSION CASE  
GETRIEBEGEHÄUSE

(VIEUX TYPE)  
(OLD TYPE)  
(ALTER TYP)

[~70000  
~65000 (WG)]

[T750]  
[T850]

REF. No. TEIL Nr.	No. DE CODE CODE No. CODE NR.	DESCRIPTION BEZEICHNUNG	UNITÉ · UNIT · GERÄT				INTERCHANGEABILITE INTERCHANGEABILITY AUSTAUSCHBARKEIT		REMARQUES REMARKS BEMERKUNGEN
			T750		T850		NUMERO DE REVISION REVISION No. REVISION-Nr.	NUMERO DE SERIE SERIAL No. SERIAL-Nr.	
			FR	WG	FR	WG			
36	62581-1153-0	Support(G) BRACKET, FRAME LH Lagerbock links	1	1			62581-51	60004 ~70000 60001 ~65000 (WG)	A
36	62581-1153-0	Support(G) BRACKET, FRAME LH Lagerbock links			1	1	62581-51	60001 ~70000 60001 ~65000 (WG)	A
37	62581-1154-0	Support(D) BRACKET, FRAME RH Lagerbock rechts	1	1			62581-52	60004 ~70000 60001 ~65000 (WG)	A
37	62581-1154-0	Support(D) BRACKET, FRAME RH Lagerbock rechts			1	1	62581-52	60001 ~70000 60001 ~65000 (WG)	A
38	01153-50622	Vis BOLT Schraube	1	1			62571-130	50703 ~70000 60001 ~65000 (WG)	A
38	01153-50622	Vis BOLT Schraube			1	1	62571-130	50424 ~70000 60001 ~65000 (WG)	A
39	02012-50060	Ecrou NUT Mutter	1	1			62571-130	50703 ~70000 60001 ~65000 (WG)	A
39	02012-50060	Ecrou NUT Mutter			1	1	62571-130	50424 ~70000 60001 ~65000 (WG)	A
40	04512-50060	Rondelle grower WASHER, SPRING Federring	1	1			62571-130	50703 ~70000 60001 ~65000 (WG)	A
40	04512-50060	Rondelle grower WASHER, SPRING Federring			1	1	62571-130	50424 ~70000 60001 ~65000 (WG)	A
41	62581-1155-0	Support(G) BRACKET, HITCH LH Lagerbock links	1	1			62581-53	60004 ~70000 60001 ~65000 (WG)	A
41	62581-1155-0	Support(G) BRACKET, HITCH LH Lagerbock links			1	1	62581-53	60001 ~70000 60001 ~65000 (WG)	A
42	62581-1156-0	Support(D) BRACKET, HITCH RH Lagerbock rechts	1	1			62581-54	60004 ~70000 60001 ~65000 (WG)	A
42	62581-1156-0	Support(D) BRACKET, HITCH RH Lagerbock rechts			1	1	62581-54	60001 ~70000 60001 ~65000 (WG)	A
43	01153-50828	Vis BOLT Schraube	1	1			62571-134	50703 ~70000 60001 ~65000 (WG)	A
43	01153-50828	Vis BOLT Schraube			1	1	62571-134	50424 ~70000 60001 ~65000 (WG)	A

FR:France WG:Allemagne  
FR:France WG:West Germany  
FR:Frankreich WG:Westdeutschland

F07-L

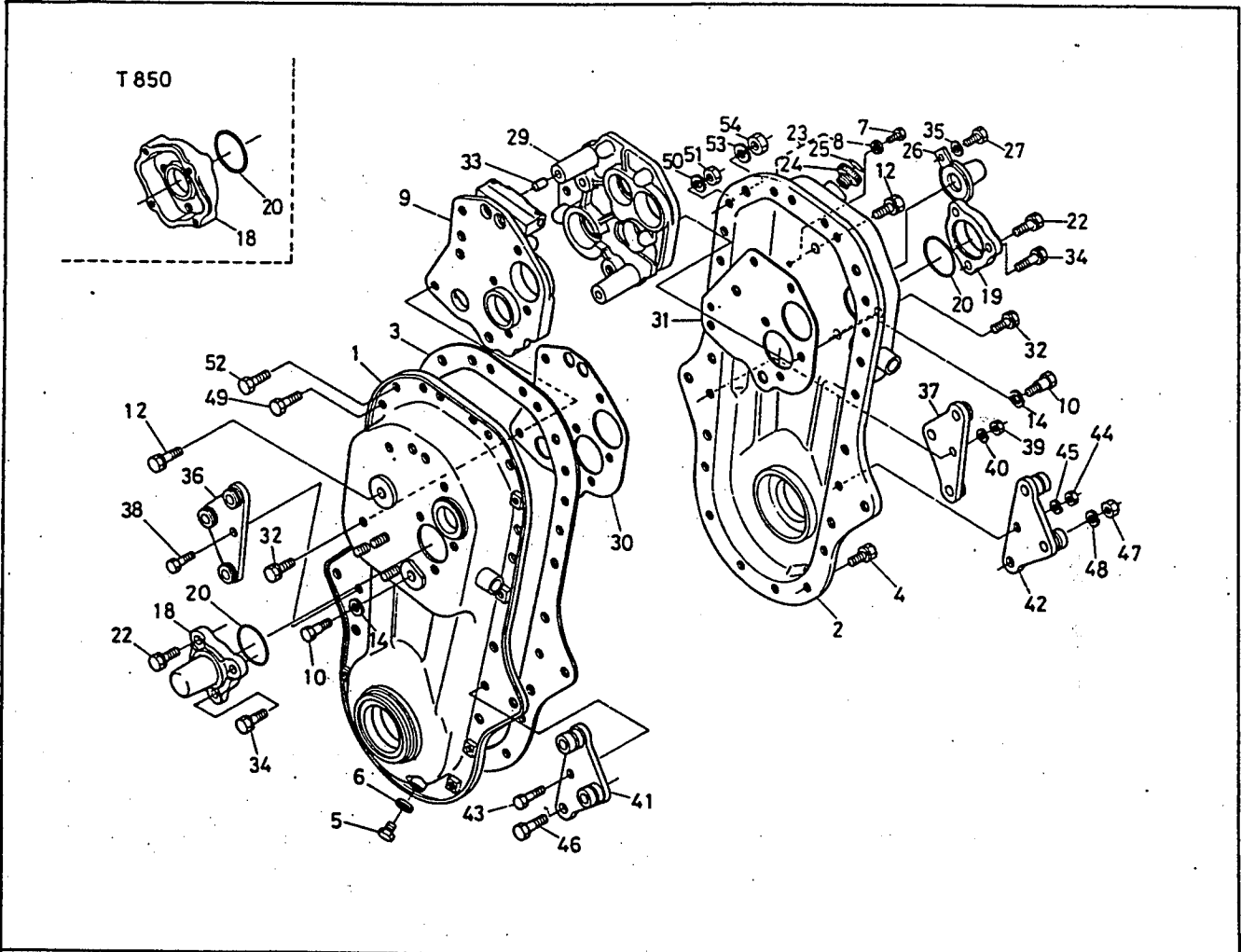
FIG.1

BOITE DE VITESSES  
TRANSMISSION CASE  
GETRIEBEGEHAUSE

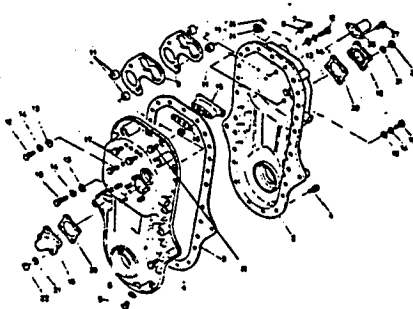
(VIEUX TYPE)  
(OLD TYPE)  
(ALTER TYP)

[~70000  
~65000 (WG)]

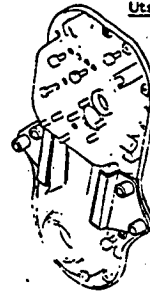
[T750  
T850]



- |                          |                          |
|--------------------------|--------------------------|
| REF. No. ①<br>TEIL Nr. ① | REF. No. ②<br>TEIL Nr. ② |
| ① 62571-1111-0           | ② 61321-1811-0           |
| ② 62571-1112-0           | ③ 61321-1815-0           |
| ③ 62571-1113-0           | ④ 01120-50818            |
| ④ 01120-50814            | ⑤ 62571-1117-0           |
| ⑤ 06331-35010            | ⑥ 62571-1118-0           |
| ⑥ 04717-01000            | ⑦ 62571-1119-0           |
| ⑦ 01050-50610            | ⑧ 04512-50080            |
| ⑧ 04717-00600            | ⑨ 02114-50080            |
| ⑨ 62571-1114-0           | ⑩ 62571-1120-0           |
| ⑩ 62571-1115-0           | ⑪ 61321-1116-0           |
| ⑪ 62571-1116-0           | ⑫ 62571-4713-0           |
| ⑫ 01150-50825            | ⑬ 62271-1121-0           |
| ⑬ 62571-1333-0           | ⑭ 01202-50610            |
| ⑭ 04512-50080            | ⑮ 01130-51016            |

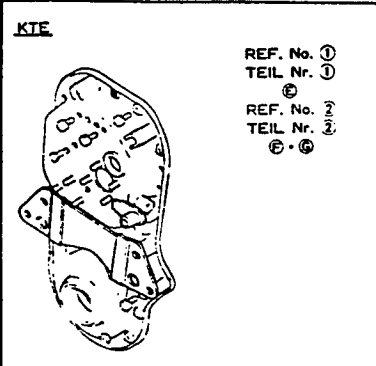


KUBOTA  
Utsunomiya Usine  
Utsunomiya Factory  
Utsunomiya Fabrik



- REF. No. ①  
TEIL Nr. ①  
① ②  
③ ④  
⑤ ⑥  
⑦ ⑧  
⑨ ⑩  
⑪ ⑫
- REF. No. ②  
TEIL Nr. ②  
① ②  
③ ④  
⑤ ⑥  
⑦ ⑧  
⑨ ⑩  
⑪ ⑫
- ① ② ③ ④  
⑤ ⑥ ⑦ ⑧  
⑨ ⑩ ⑪ ⑫
- ① ② ③ ④  
⑤ ⑥ ⑦ ⑧  
⑨ ⑩ ⑪ ⑫

T750-FR. T850-FR.



NUMÉRO DE SÉRIE  
SERIAL No.  
SERIAL-Nr.

① ② ③ ④  
⑤ ⑥ ⑦ ⑧  
⑨ ⑩ ⑪ ⑫

50000~		50000~	
T750	T850	T750	T850
1	3	11	13
17	34	16	19
97	107	25	33
		46	9
117	123	46	57
		84	41
134	145	62	73
		147	82
193	243	96	118
		180	138
244	247	125	126
		185	185
		128	174
		211	188
		190	222

F07-R

FIG.1

BOITE DE VITESSES  
TRANSMISSION CASE  
GETRIEBEGEHAUSE

(VIEUX TYPE)  
(OLD TYPE)  
(ALTER TYP)

{ ~70000  
~65000 (WG) }

{ T750  
T850 }

REF. No. TEIL Nr.	No. DE CODE CODE No. CODE NR.	DESCRIPTION BEZEICHNUNG	UNITÉ · UNIT · GERÄT				INTERCHANGEABILITE INTERCHANGEABILITY AUSTAUSCHBARKEIT		REMARKS REMARKS BEMERKUNGEN
			T750		T850		NUMERO DE REVISION REVISION No. REVISION-Nr.	NUMERO DE SERIE SERIAL No. SERIAL-Nr.	
			FR	WG	FR	WG			
44	02114-50080	Ecrou NUT Mutter	1	1			62571-134	50703 ~70000 60001 ~65000 (WG)	A
44	02114-50080	Ecrou NUT Mutter			1	1	62571-134	50424 ~70000 60001 ~65000 (WG)	A
45	04512-50080	Rondelle grower WASHER, SPRING Federring	1	1			62571-134	50703 ~70000 60001 ~65000 (WG)	A
45	04512-50080	Rondelle grower WASHER, SPRING Federring			1	1	62571-134	50424 ~70000 60001 ~65000 (WG)	A
46	01170-51028	Vis BOLT Schraube	1	1			62571-134	50703 ~70000 60001 ~65000 (WG)	A
46	01170-51028	Vis BOLT Schraube			1	1	62571-134	50424 ~70000 60001 ~65000 (WG)	A
47	02118-50100	Ecrou NUT Mutter	1	1			62571-134	50703 ~70000 60001 ~65000 (WG)	A
47	02118-50100	Ecrou NUT Mutter			1	1	62571-134	50424 ~70000 60001 ~65000 (WG)	A
48	04512-50100	Rondelle grower WASHER, SPRING Federring	1	1			62571-134	50703 ~70000 60001 ~65000 (WG)	A
48	04512-50100	Rondelle grower WASHER, SPRING Federring			1	1	62571-134	50424 ~70000 60001 ~65000 (WG)	A
49	01150-50818	Vis BOLT Schraube			1	1		50001 ~70000 50001 ~65000 (WG)	
50	04512-50080	Rondelle grower WASHER, SPRING Federring			1	1		50001 ~70000 50001 ~65000 (WG)	
51	02114-50080	Ecrou NUT Mutter			1	1		50001 ~70000 50001 ~65000 (WG)	
52	01173-51020	Vis BOLT Schraube			1	1		50001 ~70000 50001 ~65000 (WG)	
53	04512-50100	Rondelle grower WASHER, SPRING Federring			1	1		50001 ~70000 50001 ~65000 (WG)	
54	02118-50100	Ecrou NUT Mutter			1	1		50001 ~70000 50001 ~65000 (WG)	

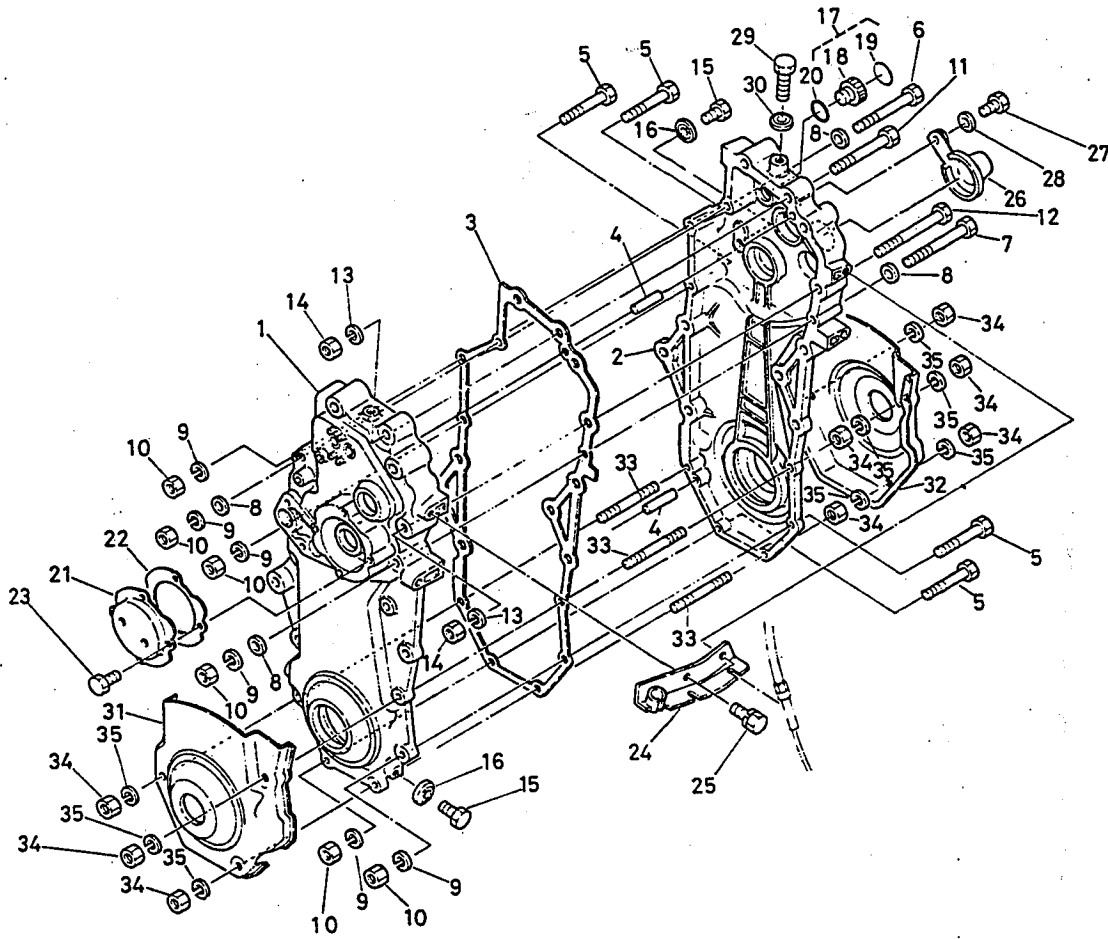
FIG.1

BOITE DE VITESSES  
TRANSMISSION CASE  
GETRIEBEGEHAUSE

(NEUF TYPE)  
(NEW TYPE)  
(NEUER TYP)

[70001~  
65001 (WG)~]

[T750-D]  
[T850-D]



## FIG.1

**BOITE DE VITESSES  
TRANSMISSION CASE  
GETRIEBEGEHAUSE**

**(NEUF TYPE)  
(NEW TYPE)  
(NEUER TYP)**

**[70001~  
65001 (WG)~]**

**[T750-D]  
[T850-D]**

REF. No. TEIL Nr.	No. DE CODE CODE No. CODE NR.	DESCRIPTION BEZEICHNUNG	UNITÉ.UNIT.GERÄT						INTERCHANGEABILITE INTERCHANGEABILITY AUSTAUSCHBARKEIT		REMARQUES REMARKS BEMERKUNGEN
			T750-D			T850-D			NUMERO DE REVISION REVISION No. REVISION-Nr.	NUMERO DE SERIE SERIAL No. SERIAL-Nr.	
			FR	WG	HO	FR	WG				
1	62671-1111-0	Carter transmission(G)	1	1	1				70001~ 65001 (WG)~		
		CASE, TRANSMISSION(LH)									
		Gehäusehälfte, links									
1	62543-1111-0	Carter transmission(G)					1	1		70001~ 65001 (WG)~	
		CASE, TRANSMISSION(LH)									
		Gehäusehälfte, links									
2	62671-1111-0	Carter transmission(D)	1	1	1					70001~ 65001 (WG)~	
		CASE, TRANSMISSION(RH)									
		Gehäusehälfte, rechts									
2	62543-1111-0	Carter transmission(D)					1	1		70001~ 65001 (WG)~	
		CASE, TRANSMISSION(RH)									
		Gehäusehälfte, rechts									
3	62671-1113-0	Emballage	1	1	1	1	1	1		70001~ 65001 (WG)~	
		PACKING									
		Dichtung									
4	05012-00812	Goupille	2	2	2	2	2	2		70001~ 65001 (WG)~	
		PIN, STRAIGHT									
		Stift									
5	01150-50840	Vis	4	4	4	4	4	4		70001~ 65001 (WG)~	
		BOLT									
		Schraube									
6	62671-1118-0	Vis	1	1	1	1	1	1		70001~ 65001 (WG)~	
		BOLT									
		Schraube									
7	62671-1119-0	Vis	1	1	1	1	1	1		70001~ 65001 (WG)~	
		BOLT									
		Schraube									
8	04013-50080	Rondelle	4	4	4	4	4	4		70001~ 65001 (WG)~	
		WASHER, PLAIN									
		Unterlegescheibe									
9	04512-50080	Rondelle grower	9	9	9	9	9	9		70001~ 65001 (WG)~	
		WASHER, SPRING									
		Federring									
10	02114-50080	Ecrou	9	9	9	9	9	9		70001~ 65001 (WG)~	
		NUT									
		Mutter									
11	01173-51080	Vis	1	1	1	1	1	1		70001~ 65001 (WG)~	
		BOLT									
		Schraube									
12	01170-51004	Vis	1	1	1	1	1	1		70001~ 65001 (WG)~	
		BOLT									
		Schraube									
13	04512-50100	Rondelle grower	2	2	2	2	2	2		70001~ 65001 (WG)~	
		WASHER, SPRING									
		Federring									
14	02118-50100	Ecrou	2	2	2	2	2	2		70001~ 65001 (WG)~	
		NUT									
		Mutter									

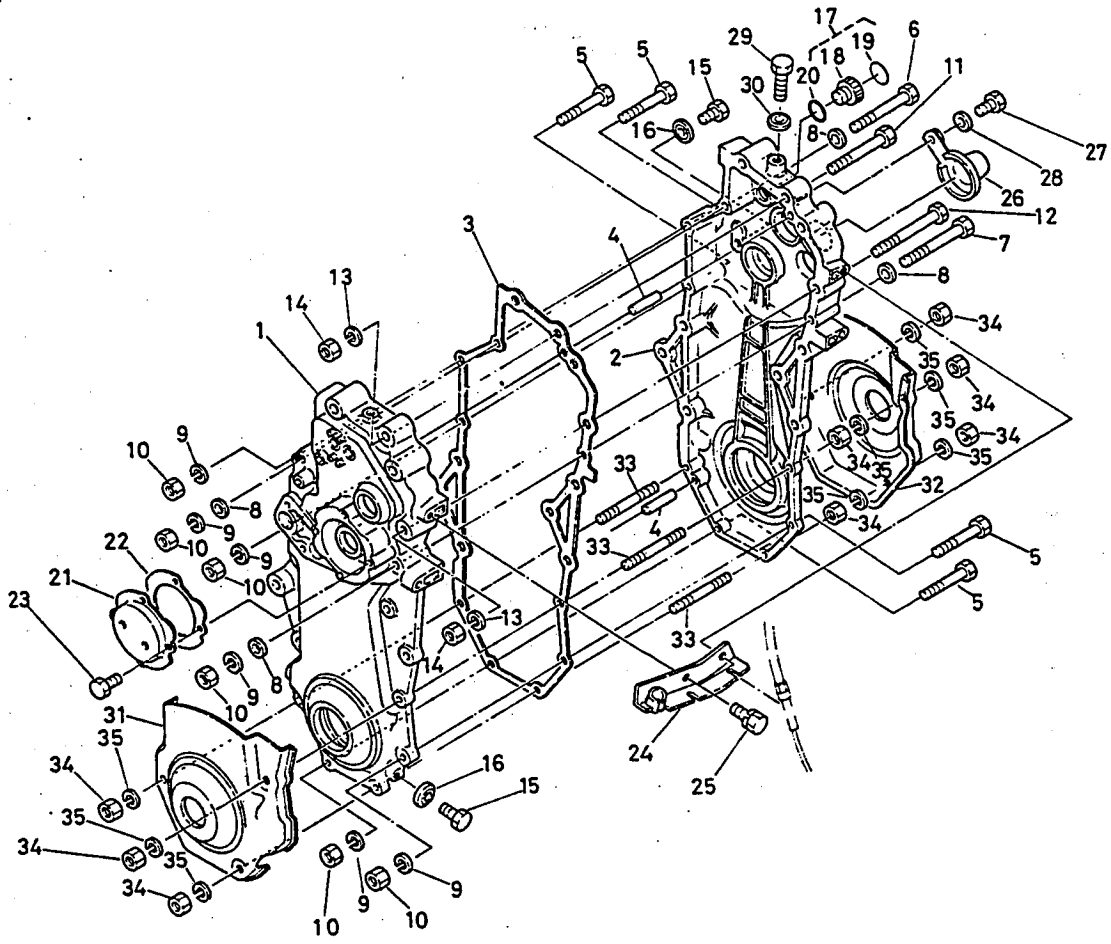
FIG.1

BOITE DE VITESSES  
TRANSMISSION CASE  
GETRIEBEGEHAUSE

(NEUF TYPE)  
(NEW TYPE)  
(NEUER TYP)

[70001~  
65001 (WG)~]

[T750-D]  
[T850-D]





# F09-R

## FIG.1

BOITE DE VITESSES  
TRANSMISSION CASE  
GETRIEBEGEHAUSE

(NEUF TYPE)  
(NEW TYPE)  
(NEUER TYP)

[70001~  
65001 (WG)~]

[T750-D]  
[T850-D]

REF. No. TEIL Nr.	No. DE CODE CODE No. CODE NR.	DESCRIPTION BEZEICHNUNG	UNITÉ.UNIT.GERÄT						INTERCHANGEABILITY AUSTAUSCHBARKEIT NUMERO DE REVISION REVISION No. REVISION-Nr.	REMARKS REMARKS BEMERKUNGEN
			T750-D			T850-D				
			FR	WG	HO	FR	WG			
15	01150-50812	Vis							70001~ 65001 (WG)~	
		BOLT	2	2	2	2	2			
		Schraube								
16	04717-00800	Rondelle							70001~ 65001 (WG)~	
		WASHER	2	2	2	2	2			
		Feder								
17	62671-1115-0	Bouchon complet							70001~ 65001 (WG)~	⑱, ⑲
		ASSY PLUG, OIL FILTER	1	1	1	1	1			
		Oleinfüllstopfen komplett								
18	06314-60040	Bouchon							70001~ 65001 (WG)~	
		PLUG, OIL FILTER	1	1	1	1	1			
		Stopfen								
19	62671-1121-0	Marque							70001~ 65001 (WG)~	
		LABEL, OIL FILTER	1	1	1	1	1			
		Beschriftungsschild								
20	04811-00200	Joint caoutchouc							70001~ 65001 (WG)~	
		O RING	1	1	1	1	1			
		O-Ring								
21	62671-1116-0	Couvercle							70001~ 65001 (WG)~	
		COVER, SHAFT	1	1	1					
		Verkleidung								
22	62331-2222-0	Joint							70001~ 65001 (WG)~	
		PACKING	1	1	1					
		Dichtung								
23	01202-50612	Vis							70001~ 65001 (WG)~	
		BOLT	4	4	4					
		Schraube								
24	62671-1117-0	Support							70001~ 65001 (WG)~	
		SUPPORT	1	1	1	1	1			
		Halteplatte								
25	01123-50816	Vis							70001~ 65001 (WG)~	
		BOLT	2	2	2	2	2			
		Schraube								
26	62523-1122-0	Couvercle							70001~ 65001 (WG)~	
		COVER	1	1	1	1	1			
		Verkleidung								
27	01153-51020	Vis							70001~ 65001 (WG)~	
		BOLT	1	1	1	1	1			
		Schraube								
28	04011-50100	Rondelle							70001~ 65001 (WG)~	
		WASHER, PLAIN	1	1	1	1	1			
		Unterlegescheibe								
29	62671-1122-0	Vis							70001~ 65001 (WG)~	
		BOLT	1	1	1	1	1			
		Schraube								
30	04717-01000	Rondelle							70001~ 65001 (WG)~	
		WASHER	1	1	1	1	1			
		Feder								

FIG.1

BOITE DE VITESSES  
TRANSMISSION CASE  
GETRIEBEGEHÄUSE

(NEUF TYPE)  
(NEW TYPE)  
(NEUER TYP)

{ 70001~  
65001 (WG)~ }

{ T750-D  
T850-D }

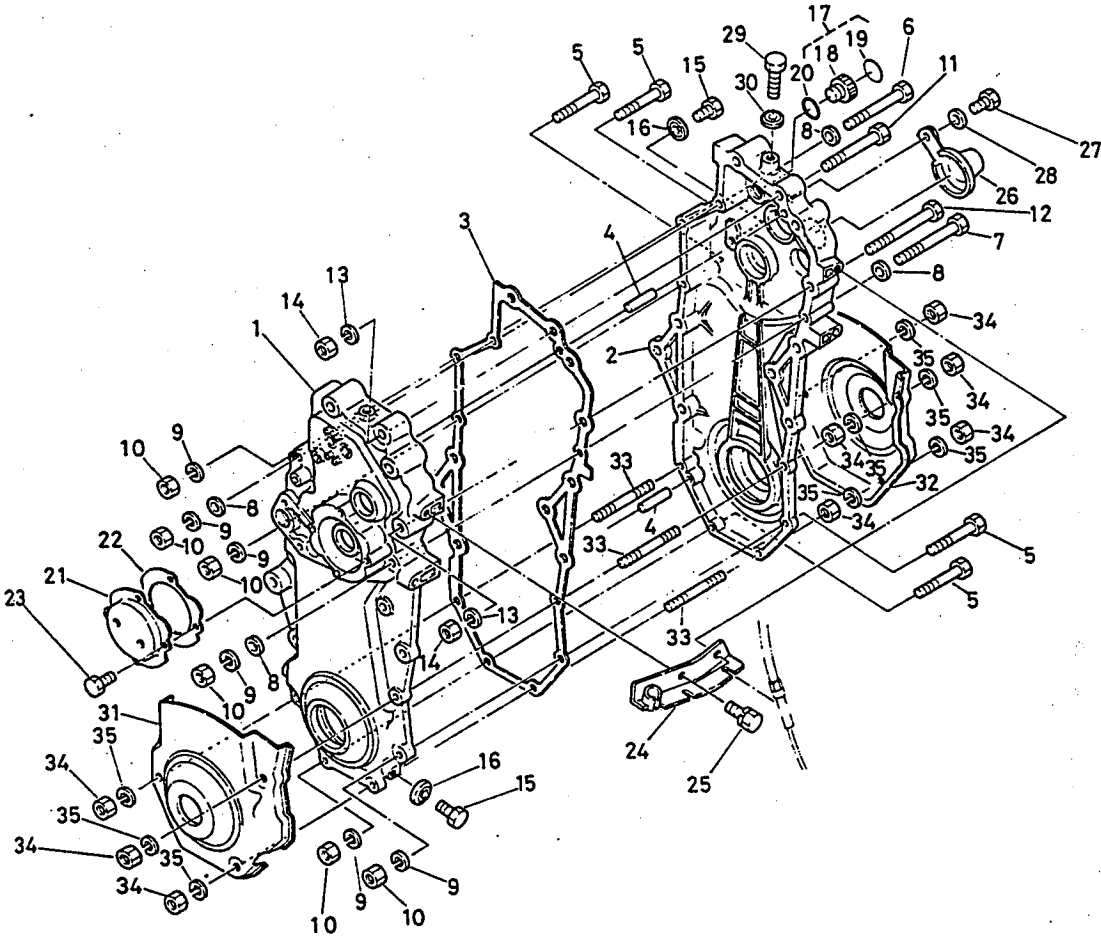


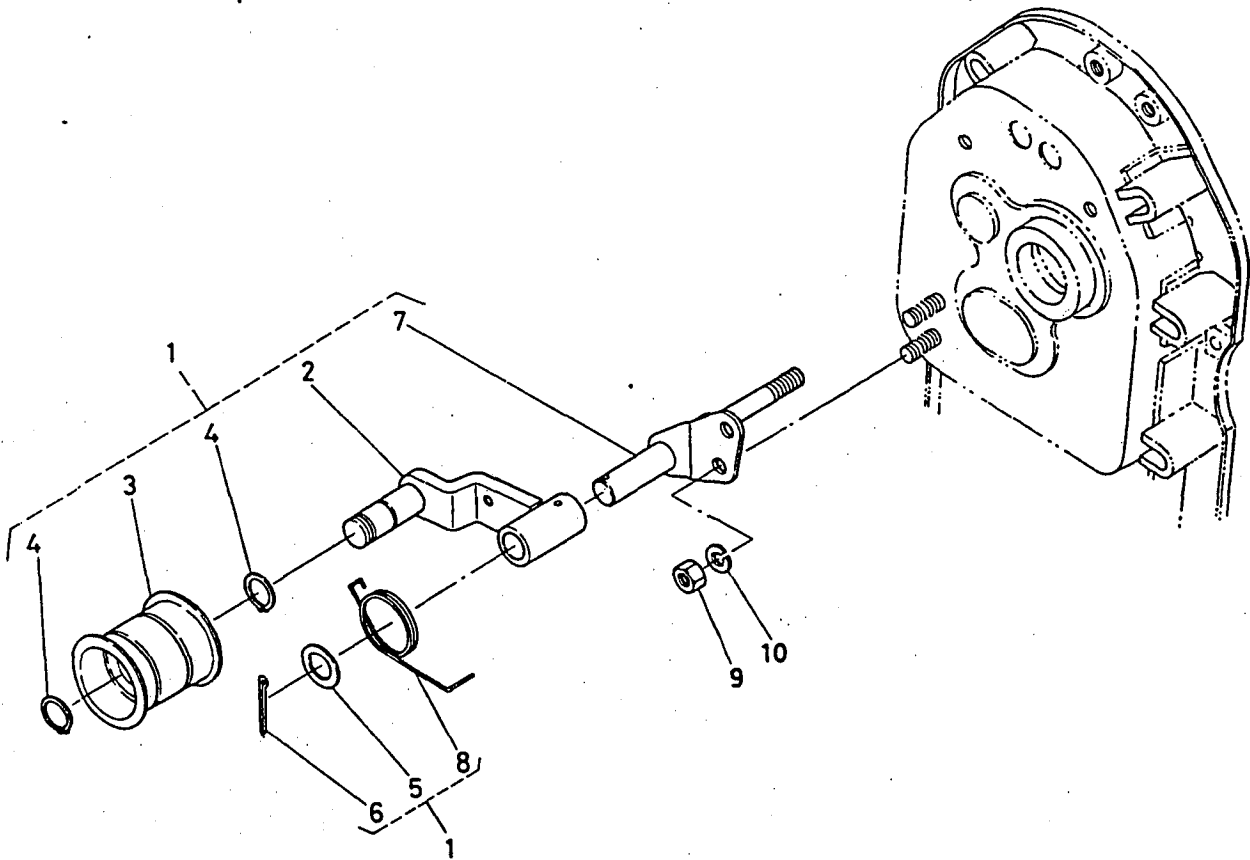


FIG.2

POIGNEE DEPORT  
MAIN CLUTCH  
HAUPTKUPPLUNG

(VIEUX TYPE)  
(OLD TYPE)  
(ALTER TYP)

[T450]  
[T550]



REF. No. ⑦, TEIL Nr. ⑦

- 61361-1312-0  
①: 20mm, ②: 138mm
- 61321-1312-3  
①: 10mm, ②: 138mm
- 61351-9118-2(KTE)  
②: 145.3

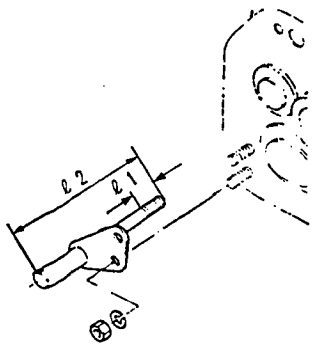


FIG.2

POIGNEE DEPORT  
MAIN CLUTCH  
HAUPTKUPPLUNG

(VIEUX TYPE)  
(OLD TYPE)  
(ALTER TYP)

{ ~70000  
~65000 (WG) }

{ T450  
T550 }

REF. No. TEIL Nr.	No. DE CODE CODE No. CODE NR.	DESCRIPTION BEZEICHNUNG	UNITÉ · UNIT · GERÄT									INTERCHANGEABILITY AUSTAUSCHBARKEIT		REMARQUES REMARKS BEMERKUNGEN	
			T450			T550			T650			NUMERO DE REVISION REVISION No. REVISION-Nr.	NUMERO DE SERIE SERIAL No. SERIAL-Nr.		
			FR	WG	UK	SW	SP	FR	WG	SP	FR				WG
1	61321-1310-0	Poulie complet ASSY PULLEY, TENSION Spannrolle, Komplett	1	1	1	1								~51622 ~50050 (WG)	②~⑧
1	61321-1310-0	Poulie complet ASSY PULLEY, TENSION Spannrolle, Komplett						1	1					~52542 ~50110 (WG)	②~⑧
1	61351-1310-0	Poulie complet ASSY PULLEY, TENSION Spannrolle, Komplett	1	1	1	1	1					61351-66	60001 ~70000 60001 ~65000 (WG)	C	
1	61351-1310-0	Poulie complet ASSY PULLEY, TENSION Spannrolle, Komplett						1	1	1		61351-66	60001 ~70000 60001 ~65000 (WG)	C	
2	61321-1311-0	Levier ARM, TENSION Spannhebel	1	1	1	1								~51622 ~50050 (WG)	
2	61321-1311-0	Levier ARM, TENSION Spannhebel						1	1					~52542 ~50110 (WG)	
2	61351-1311-0	Levier ARM, TENSION Spannhebel	1	1	1	1	1					61351-73	60001 ~70000 60001 ~65000 (WG)	C	
2	61351-1311-0	Levier ARM, TENSION Spannhebel						1	1	1		61351-73	60001 ~70000 60001 ~65000 (WG)	C	
3	61321-1323-0	Poulie PULLEY, TENSION Rolle	1	1	1	1	1	1	1	1				50001 ~70000 50001 ~65000 (WG)	
4	04612-00170	Circlip CIR-CLIP, EXTERNAL Klemmscheibe	2	2	2	2	2	2	2	2				50001 ~70000 50001 ~65000 (WG)	
5	04011-50140	Rondelle WASHR, PLAN Beilagscheibe	1	1	1	1	1	1	1	1				50001 ~70000 50001 ~65000 (WG)	
6	05511-50318	Cheville PIN, SPLIT Splint	1	1	1	1								~51622 ~50050 (WG)	
6	05511-50318	Cheville PIN, SPLIT Splint						1	1					~52542 ~50110 (WG)	
6	05511-50320	Cheville PIN, SPLIT Splint	1	1	1	1	1	1	1	1		61321-288	50001 ~70000 50001 ~65000 (WG)	C	
7	61321-1312-0	Axe SHAFT, TENSION ARM Tragachse	1	1	1	1								~50882	
7	61321-1312-0	Axe SHAFT, TENSION ARM Tragachse						1	1					~51602	

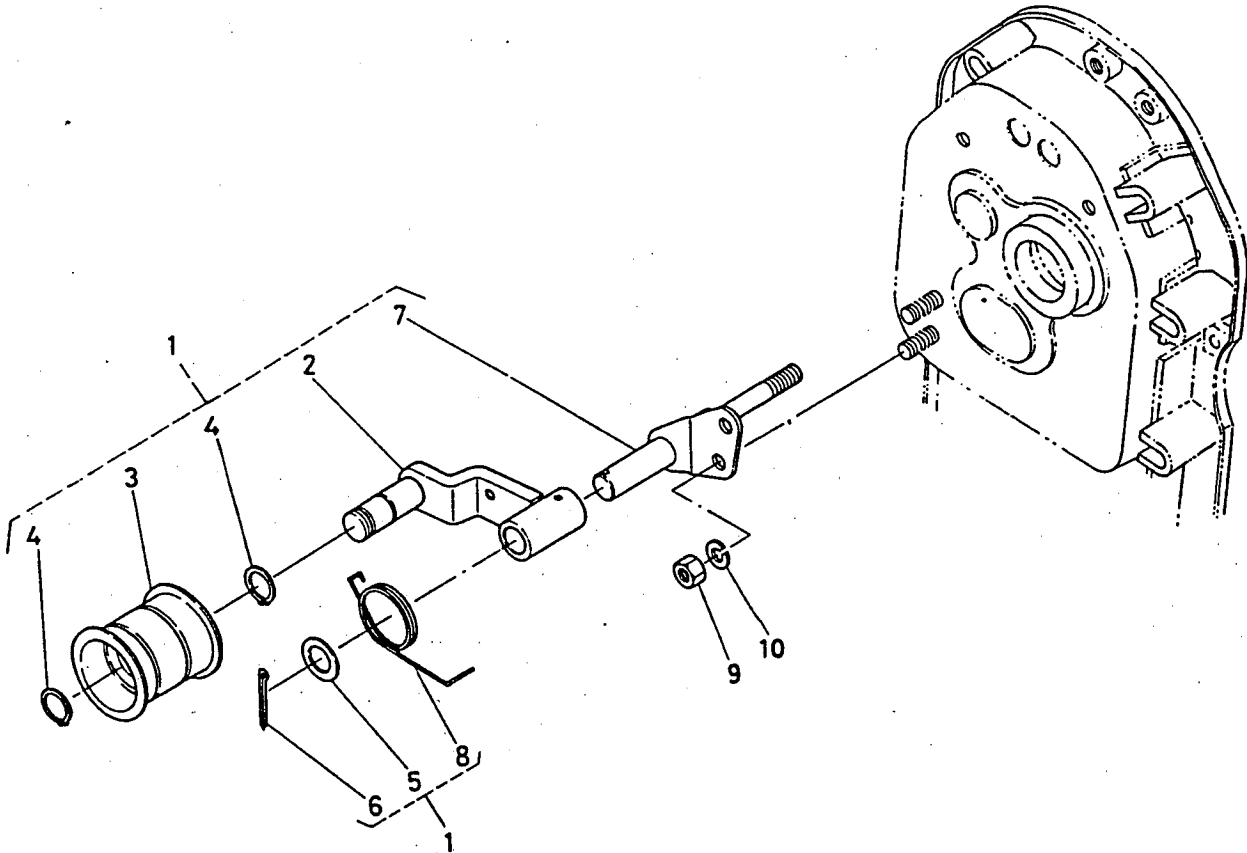
FIG.2

POIGNEE DEPORT  
 MAIN CLUTCH  
 HAUPTKUPPLUNG

(VIEUX TYPE)  
 (OLD TYPE)  
 (ALTER TYP)

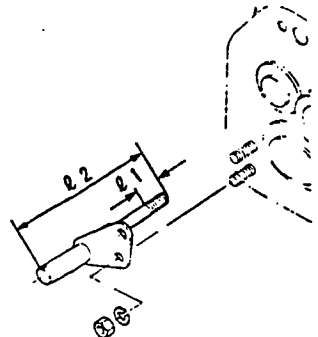
{ ~70000  
 { ~65000 (WG)

[T450]  
 [T550]



REF. No. ⑦, TEIL Nr. ⑦

- 61361-1312-0  
 ø1: 20mm, ø2: 138mm
- 61321-1312-3  
 ø1: 10mm, ø2: 138mm
- 61351-9118-2 (KTE)  
 ø2: 145.3



## FIG.2

**POIGNEE DEPORT  
MAIN CLUTCH  
HAUPTKUPPLUNG**

(VIEUX TYPE)  
(OLD TYPE)  
(ALTER TYP)

[ ~70000  
~65000 (WG) ]

[ T450  
T550 ]

REF. No. TEIL Nr.	No. DE CODE CODE No. CODE NR.	DESCRIPTION BEZEICHNUNG	UNITÉ · UNIT · GERÄT										INTERCHANGEABILITY AUSTAUSCHBARKEIT		REMARQUES REMARKS BEMERKUNGEN		
			T450					T550			T650		NUMERO DE REVISION REVISION-Nr.	NUMERO DE SERIE SERIAL No. SERIAL-Nr.			
			FR	WG	UK	SW	SP	FR	WG	SP	FR	WG					
7	61321-1312-3	Axe SHAFT, TENSION ARM Tragachse	1	1	1	1									61321-190	50883 ~51622 50883 ~50050 (WG)	C
7	61321-1312-3	Axe SHAFT, TENSION ARM Tragachse							1	1					61321-190	51603 ~52542 51603 ~50110 (WG)	C
7	61351-1312-0	Axe SHAFT, TENSION ARM Tragachse	1	1	1	1	1								61351-66	60001 ~70000 60001 ~65000 (WG)	C
7	61351-1312-0	Axe SHAFT, TENSION ARM Tragachse							1	1	1				61351-66	60001 ~70000 60001 ~65000 (WG)	C
8	61321-1313-0	Ressort SPRING, TENSION ARM Spannfeder	1	1	1	1	1	1	1	1	1					50001 ~70000 50001 ~65000 (WG)	
9	02114-50080	Ecrou NUT Mutter	2	2	2	2	2	2	2	2	2					50001 ~70000 50001 ~65000 (WG)	
10	04512-50080	Rondelle grower WASHER, SPRING Federring	2	2	2	2	2	2	2	2	2					50001 ~70000 50001 ~65000 (WG)	

FR:France    WG:Allemagne    UK:Augleterre    SW:Suisse    SP:Espagne  
FR:France    WG:West Germany    UK:United Kingdom    SW:Switzerland    SP:Spain  
FR:Frankreich    WG:Westdeutschland    UK:Großbritannien    SW:Schweiz    SP:Soanien

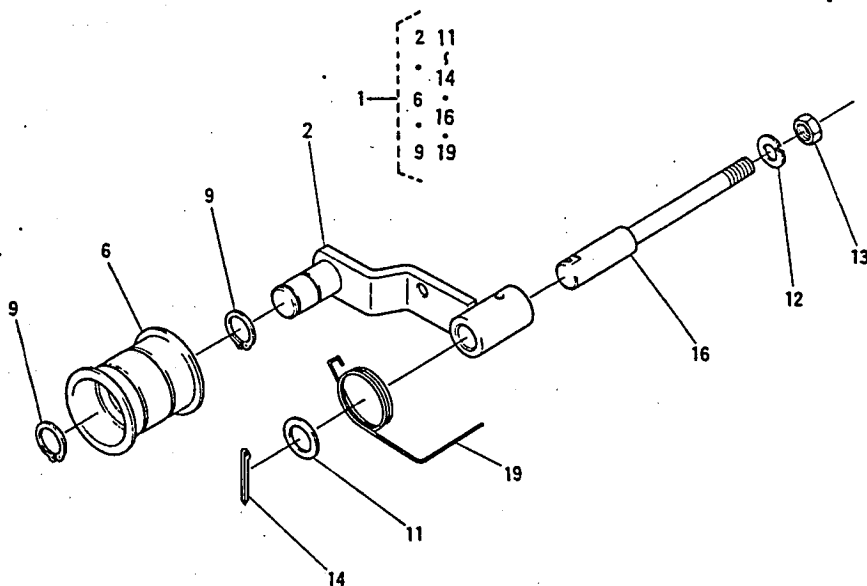
FIG.2

POIGNEE DEPORT  
MAIN CLUTCH  
HAUPTKUPPLUNG

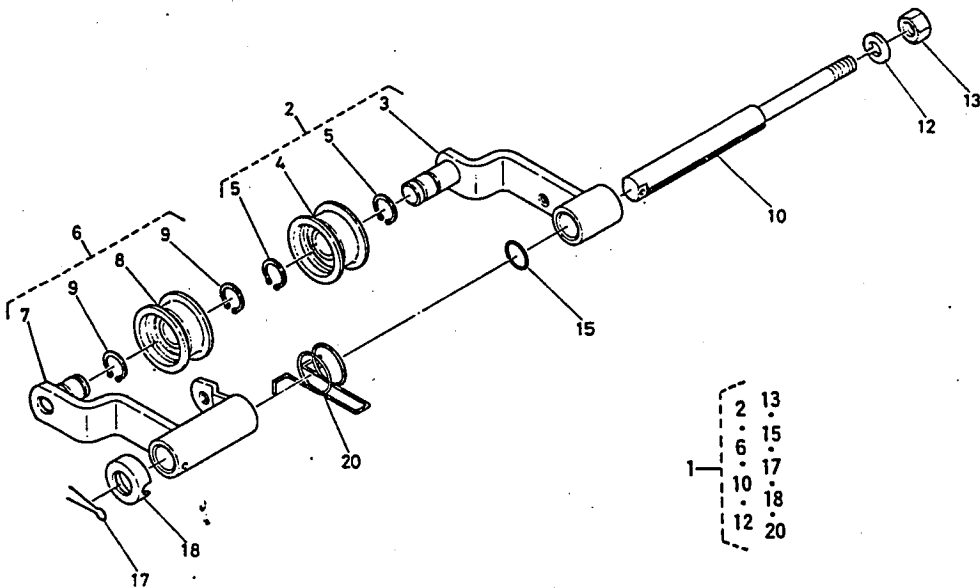
(NEUF TYPE)  
(NEW TYPE)  
(NEUER TYP)

[70001~  
65001 (WG)~]

[T450-D]  
[T550-D]  
[T650-D]



[T450-D]  
[T550-D]



[T650-D]



## FIG.2

**POIGNEE DEPORT  
MAIN CLUTCH  
HAUPTKUPPLUNG**

(NEUF TYPE)  
(NEW TYPE)  
(NEUER TYP)

{ 70001~  
65001 (WG)~ }

{ T450-D  
T550-D  
T650-D }

REF. No. TEIL Nr.	No. DE CODE CODE No. CODE NR.	DESCRIPTION BEZEICHNUNG	UNITÉ.UNIT.GERÄT												INTERCHANGEABILITY AUSTAUSCHBARKEIT		REMARKS REMARKS BEMERKUNGEN			
			T450-D						T550-D			T650-D			NUMERO DE REVISION REVISION No. REVISION-Nr.	NUMERO DE SERIE SERIAL No. SERIAL-Nr.				
			FR	WG	UK	SW	SP	FI	HO	MA	FR	WG	SP	HO				FR	WG	HO
1	61461-1310-0	Poulie complet ASSY PULLEY, TENSION Spannrolle, kompoet	1	1	1	1	1	1	1	1	1	1	1						70001~ 65001 (WG)~	②, ⑥, ⑨, ⑪~⑭ ⑯, ⑰
1	61471-1301-0	Poulie complet ASSY PULLEY, TENSION Spannrolle, komplet												1	1	1	1		70001~ 65001 (WG)~	②, ⑥, ⑩, ⑫, ⑬ ⑮, ⑰, ⑱, ⑳
2	61461-1311-0	Levier ARM, TENSION Spannhebel	1	1	1	1	1	1	1	1	1	1	1						70001~ 65001 (WG)~	
2	61471-1350-0	Poulie complet ASSY PULLEY, TENSION 1 Spannrolle 1												1	1	1	1		70001~ 65001 (WG)~	③~⑤
3	61471-1351-0	Levier complet ARM, PULLEY TENSION 1 Spannhebel												1	1	1	1		70001~ 65001 (WG)~	
4	62081-1322-0	Poulie complet 3 ASSY PULLEY, TENSION 3 Spannrolle												1	1	1	1		70001~ 65001 (WG)~	
5	04612-50150	Circlip CIR CLIP EXTERNAL Klemmscheibe												2	2	2	2		70001~ 65001 (WG)~	
6	61321-1323-0	Poulie PULLEY, TENSION Spannrolle	1	1	1	1	1	1	1	1	1	1	1						70001~ 65001 (WG)~	
6	61471-1360-0	Poulie complet ASSY PULLEY, TENSION 2 Spannrolle, komplet												1	1	1	1		70001~ 65001 (WG)~	⑦~⑨
7	61471-1361-0	Levier complet 2 ARM, PULLEY TENSION 2 Spannrolle 2												1	1	1	1		70001~ 65001 (WG)~	
8	62081-1322-0	Poulie complet 3 ASSY PULLEY, TENSION 3 Spannrolle												1	1	1	1		70001~ 65001 (WG)~	
9	04612-00170	Circlip CIR CLIP, EXTERNAL Klemmscheibe	2	2	2	2	2	2	2	2	2	2	2	2	2	2	2		70001~ 65001 (WG)~	
9	04612-00150	Circlip CIR CLIP, EXTERNAL Klemmscheibe												2	2	2	2		70001~ 65001 (WG)~	

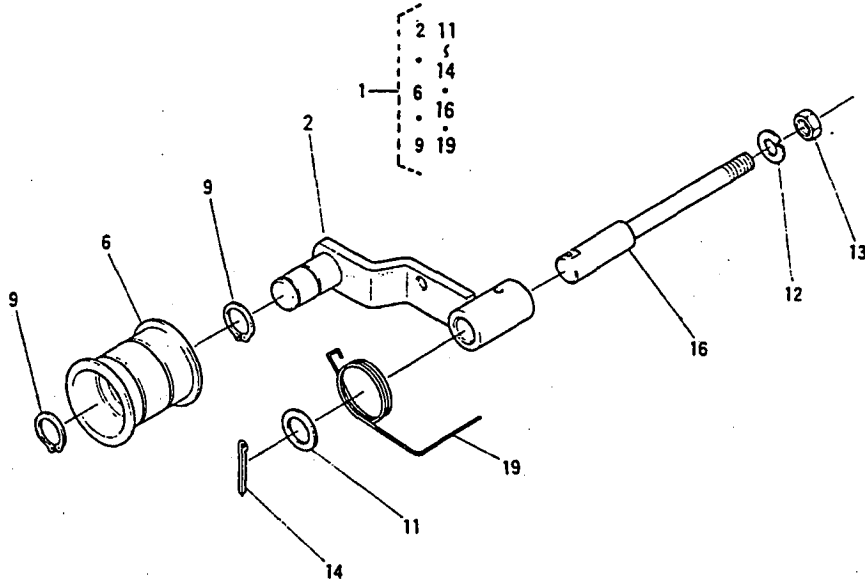
FIG.2

POIGNEE DEPORT  
MAIN CLUTCH  
HAUPTKUPPLUNG

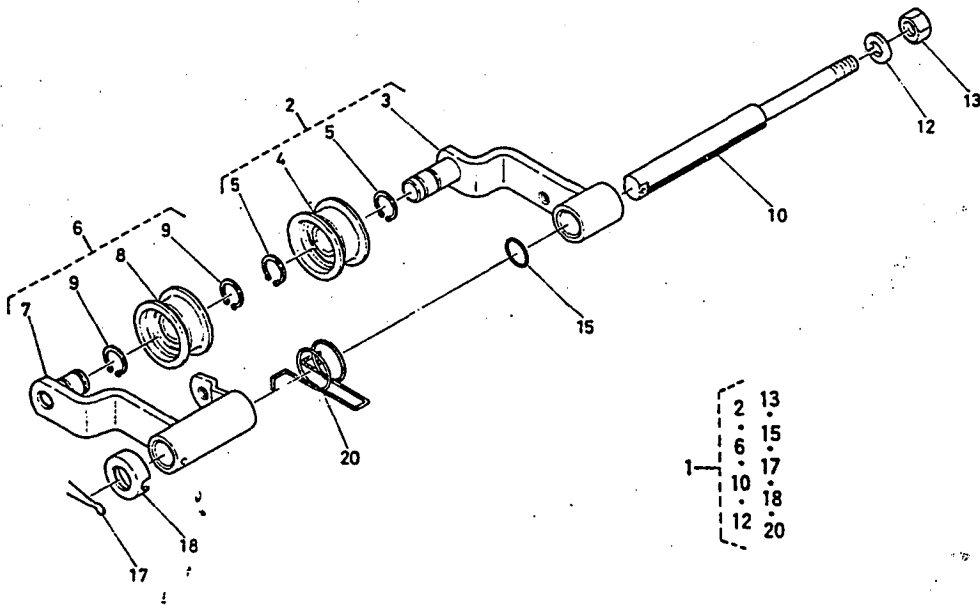
(NEUF TYPE)  
(NEW TYPE)  
(NEUER TYP)

{ 70001~  
65001 (WG)~ }

[T450-D]  
[T550-D]  
[T650-D]



[T450-D]  
[T550-D]



[T650-D]

# F14-R

## FIG.2 POIGNEE DEPORT MAIN CLUTCH HAUPTKUPPLUNG

(NEUF TYPE)  
(NEW TYPE)  
(NEUER TYP)

{ 70001 ~  
65001 (WG) ~ }

[T450-D]  
[T550-D]  
[T650-D]

REF. No. TEIL Nr.	No. DE CODE CODE No. CODE NR.	DESCRIPTION BEZEICHNUNG	UNITÉ.UNIT.GERÄT												INTERCHANGEABILITE INTERCHANGEABILITY AUSTAUSCHBARKEIT		REMARQUES REMARKS BEMERKUNGEN								
			T450-D						T550-D			T650-D			NUMERO DE REVISION REVISION No. REVISION-Nr.	NUMERO DE SERIE SERIAL No. SERIAL-Nr.									
			FR	WG	UK	SW	SP	FI	HO	MA	FR	WG	SP	HO				FR	WG	HO	MA				
10	61471-1371-0	Axe SHAFT, TENSION ARM Tragachse																						70001 ~ 65001 (WG) ~	
11	04011-50140	Rondelle WASHER, PLAIN Beilagscheibe	1	1	1	1	1	1	1	1	1	1												70001 ~ 65001 (WG) ~	
12	04512-50100	Rondelle grower WASHER, SPRING Federring	1	1	1	1	1	1	1	1	1	1	1	1	1	1								70001 ~ 65001 (WG) ~	
13	02118-50100	Ecrou NUT Mutter	1	1	1	1	1	1	1	1	1	1	1	1	1	1								70001 ~ 65001 (WG) ~	
14	05511-50320	Goupille fendue PIN, SPLIT Splint	1	1	1	1	1	1	1	1	1	1	1											70001 ~ 65001 (WG) ~	
15	04811-10160	Joint caoutchouc O RING O-Ring															3	3	3	3				70001 ~ 65001 (WG) ~	
16	61461-1371-0	Axe SHAFT, TENSION ARM Tragachse	1	1	1	1	1	1	1	1	1	1	1											70001 ~ 65001 (WG) ~	
17	05511-50328	Goupille fendue PIN, SPLIT Splint																1	1	1	1			70001 ~ 65001 (WG) ~	
18	62341-1317-0	Chapeau CAP Kappe																1	1	1	1			70001 ~ 65001 (WG) ~	
19	61441-1313-0	Ressort SPRING, TENSION ARM Feder	1	1	1	1	1	1	1	1	1	1	1											70001 ~ 65001 (WG) ~	
20	62071-1314-0	Ressort SPRING, TENSION ARM Feder																	1	1	1	1		70001 ~ 65001 (WG) ~	

FR:France    WG:Allemagne    UK:Augetterre    SW:Suisse    SP:Espagne    FI:Finlande    HO:Hong Kong    MA:Malaisie  
 FR:France    WG:West Germany    UK:United Kingdom    SW:Switzerland    SP:Spain    FI:Finland    HO:Hong Kong    MA:Malaysia  
 FR:Frankreich    WG:Westeuropa    UK:Großbritannien    SW:Schweiz    SP:Spanien    FI:Finnland    HO:Hong Kong    MA:Malaysia

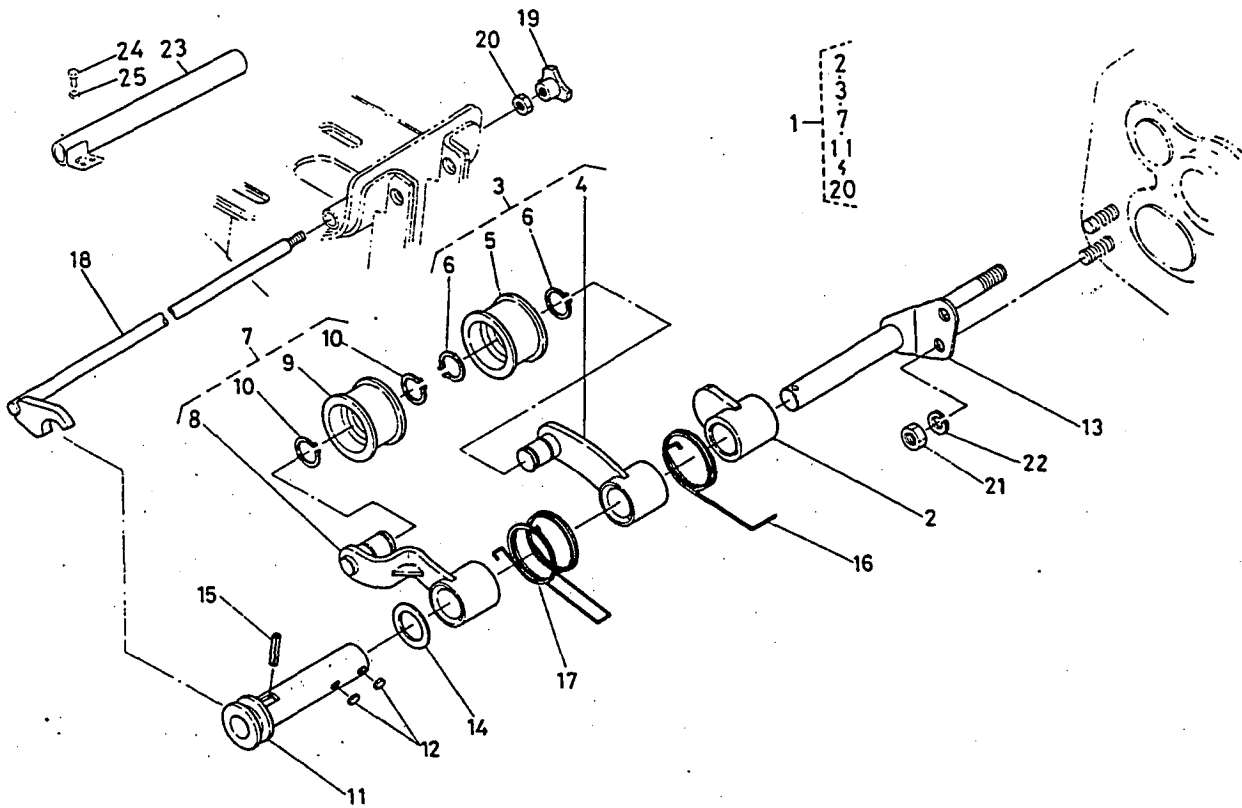
## FIG.2

POIGNEE DEPORT  
MAIN CLUTCH  
HAUPTKUPPLUNG

(VIEUX TYPE)  
(OLD TYPE)  
(ALTER TYP)

[~70000  
~65000 (WG)]

[T650]



REF. No. 13, TEIL Nr. 13

• 61361-1333-0

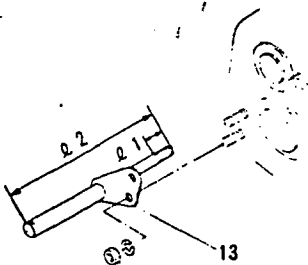
⌀1: 20mm, ⌀2: 183.5mm

• 61361-1333-4

⌀1: 10mm, ⌀2: 183.5mm

• 61361-9118-2 (KTE)

⌀2: 191mm



# FIG.2

**POIGNEE DEPORT  
MAIN CLUTCH  
HAUPTKUPPLUNG**

(VIEUX TYPE)  
(OLD TYPE)  
(ALTER TYP)

[ ~70000  
~65000 (WG) ]

(T650)

REF. No. / TEL. Nr.	No. DE CODE / CODE No. / CODE NR.	DESCRIPTION / BEZEICHNUNG	UNITÉ · UNIT · GERÄT										INTERCHANGEABILITY / AUSTAUSCHBARKEIT		REMARKS / REMARQUES / BEMERKUNGEN		
			T450					T550			T650		NUMERO DE REVISION / REVISION No. / REVISION-Nr.	NUMERO DE SERIE / SERIAL No. / SERIAL-Nr.			
			FR	WG	UK	SW	SP	FR	WG	SP	FR	WG					
1	61361-1301-0	Poullie complet ASSY PULLEY, TENSION Spannrolle, Komplett														50001 ~70000 50001 ~65000 (WG)	②, ③, ⑦, ⑩~⑫
2	61361-1310-0	Levier ARM, TENSION Spannhebel													50001 ~70000 50001 ~65000 (WG)		
3	61361-1320-0	Poullie complet 1 ASSY PULLEY, TENSION 1 Spannrolle 1													50001 ~70000 50001 ~65000 (WG)	④~⑥	
4	61361-1321-0	Levier complet 1 ARM. TENSION PULLEY 1 Tragarm													~60005		
4	61361-1321-4	Levier complet 1 ARM. TENSION PULLEY 1 Tragarm												61361-154	60001 ~70000 60001 ~65000 (WG)	C	
5	62081-1322-0	Poullie complet 3 ASSY PULLEY, TENSION 3 Spannrolle 3													50001 ~70000 50001 ~65000 (WG)		
6	04612-00150	Circlip CIR-CLIP, EXTERNAL Klemmring													50001 ~70000 50001 ~65000 (WG)		
7	61361-1330-0	Poullie complet 2 ASSY PULLEY, TENSION 2 Spannrolle 2													50001 ~70000 50001 ~65000 (WG)	⑧~⑩	
8	61361-1331-3	Levier complet 2 ARM. TENSION PULLEY 2 Spannrolle 2													50001 ~60005		
8	61361-1331-6	Levier complet 2 ARM. TENSION PULLEY 2 Spannrolle 2												61361-155	60001 ~70000 60001 ~65000 (WG)	C	
9	62081-1322-0	Poullie complet 3 ASSY PULLEY, TENSION 3 Spannrolle 3													50001 ~70000 50001 ~65000 (WG)		
10	04612-00150	Circlip CIR-CLIP, EXTERNAL Klemmring													50001 ~70000 50001 ~65000 (WG)		
11	61361-1332-0	Butée SLEEVE Hülse													50001 ~70000 50001 ~65000 (WG)		
12	05712-00510	Clavette KEY, FEATHER Feder													50001 ~70000 50001 ~65000 (WG)		
13	61361-1333-0	Axe SHAFT, TENSION ARM Tragachse													~51542		
13	61361-1333-4	Axe SHAFT, TENSION ARM Tragachse												61351-57	60001 ~70000 60001 ~65000 (WG)	C	

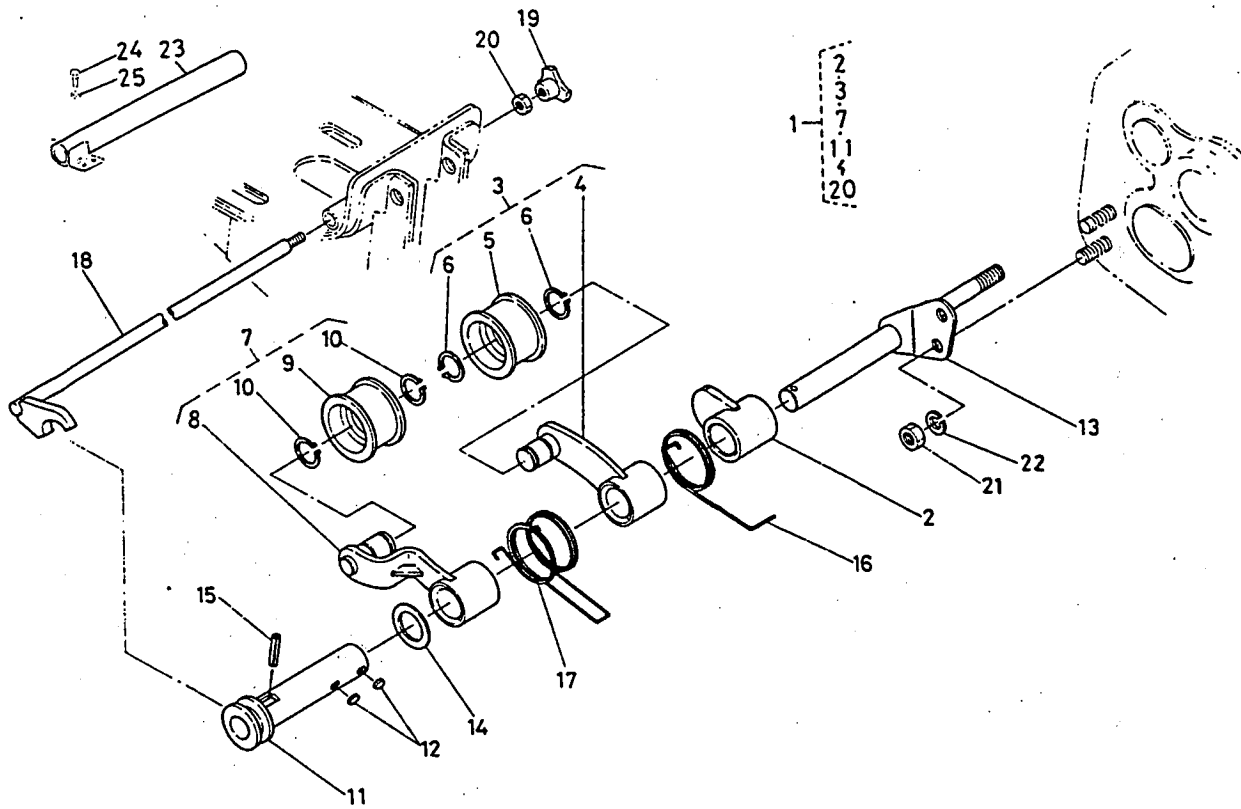
FIG.2

POIGNEE DEPORT  
 MAIN CLUTCH  
 HAUPTKUPPLUNG

(VIEUX TYPE)  
 (OLD TYPE)  
 (ALTER TYP)

[~70000  
 ~65000 (WG)]

(T650)



REF. No. 13. TEIL Nr. 13

• 61361-1333-0

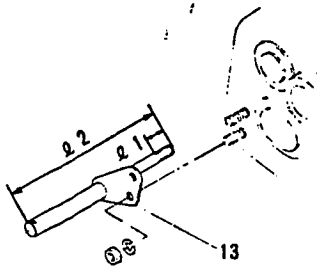
Ø1:20mm, Ø2:183.5mm

• 61361-1333-4

Ø1:10mm, Ø2:183.5mm

• 61361-9118-2(KTE)

Ø2:191mm



# F16-R

## FIG.2

POIGNEE DEPORT  
MAIN CLUTCH  
HAUPTKUPPLUNG

(VIEUX TYPE)  
(OLD TYPE)  
(ALTER TYP)

{ ~70000  
~65000 (WG) }

[T650]

REF. No. TEIL Nr.	No. DE CODE CODE No. CODE NR.	DESCRIPTION BEZEICHNUNG	UNITÉ · UNIT · GERÄT										INTERCHANGEABILITY AUSTAUSCHBARKEIT		REMARQUES REMARKS BEMERKUNGEN		
			T450					T550			T650		NUMERO DE REVISION REVISION No. REVISION-Nr.	NUMERO DE SERIE SERIAL No. SERIAL-Nr.			
			FR.	WG	UK	SW	SP	FR	WG	SP	FR	WG					
13	61361-1341-0	Axe SHAFT, TENSION ARM Tragachse													61361-75	60001 ~70000 60001 ~65000 (WG)	C
14	61361-1334-0	Entretoise COLLAR Scheibe														50001 ~70000 50001 ~65000 (WG)	
15	05411-00330	Cheville PIN, SPRING Federstift														50001 ~70000 50001 ~65000 (WG)	
16	61361-1335-0	Ressort SPRING, TENSION ARM 1 Feder														50001 ~70000 50001 ~65000 (WG)	
17	61361-1336-0	Ressort SPRING, TENSION ARM 2 Feder														50001 ~70000 50001 ~65000 (WG)	
18	61361-1337-4	Levier LEVER Hebel														~50542	
18	61361-1337-4	Levier LEVER Hebel													61361-127	60001 ~60055 60001 ~60090 (WG)	C
18	61361-1337-5	Levier LEVER Hebel													61361-159	60056 ~70000 60091 ~65000 (WG)	C
19	02820-00060	Ecrou NUT, KNOB Mutter														50001 ~70000 50001 ~65000 (WG)	
20	02012-50060	Ecrou NUT Mutter														50001 ~70000 50001 ~65000 (WG)	
21	02114-50080	Ecrou NUT Mutter														50001 ~70000 50001 ~65000 (WG)	
22	04512-50080	Rondelle grower WASHER, SPRING Federring														50001 ~70000 50001 ~65000 (WG)	
23	61361-5115-0	Guide GUIDE, LEVER Führungsplatte														60056 ~70000 60091 ~65000 (WG)	
24	01123-50814	Vis BOLT Schraube														60056 ~70000 60091 ~65000 (WG)	
25	04012-50080	Rondelle WASHR, PLAIN Beilagscheibe														60056 ~70000 60091 ~65000 (WG)	

FR: France    WG: Allemagne    UK: Augletterre    SW: Suisse    SP: Espagne  
 FR: France    WG: West Germany    UK: United Kingdom    SW: Switzerland    SP: Spain  
 FR: Frankreich    WG: Westdeutschland    UK: Großbritannien    SW: Schweiz    SP: Spanien

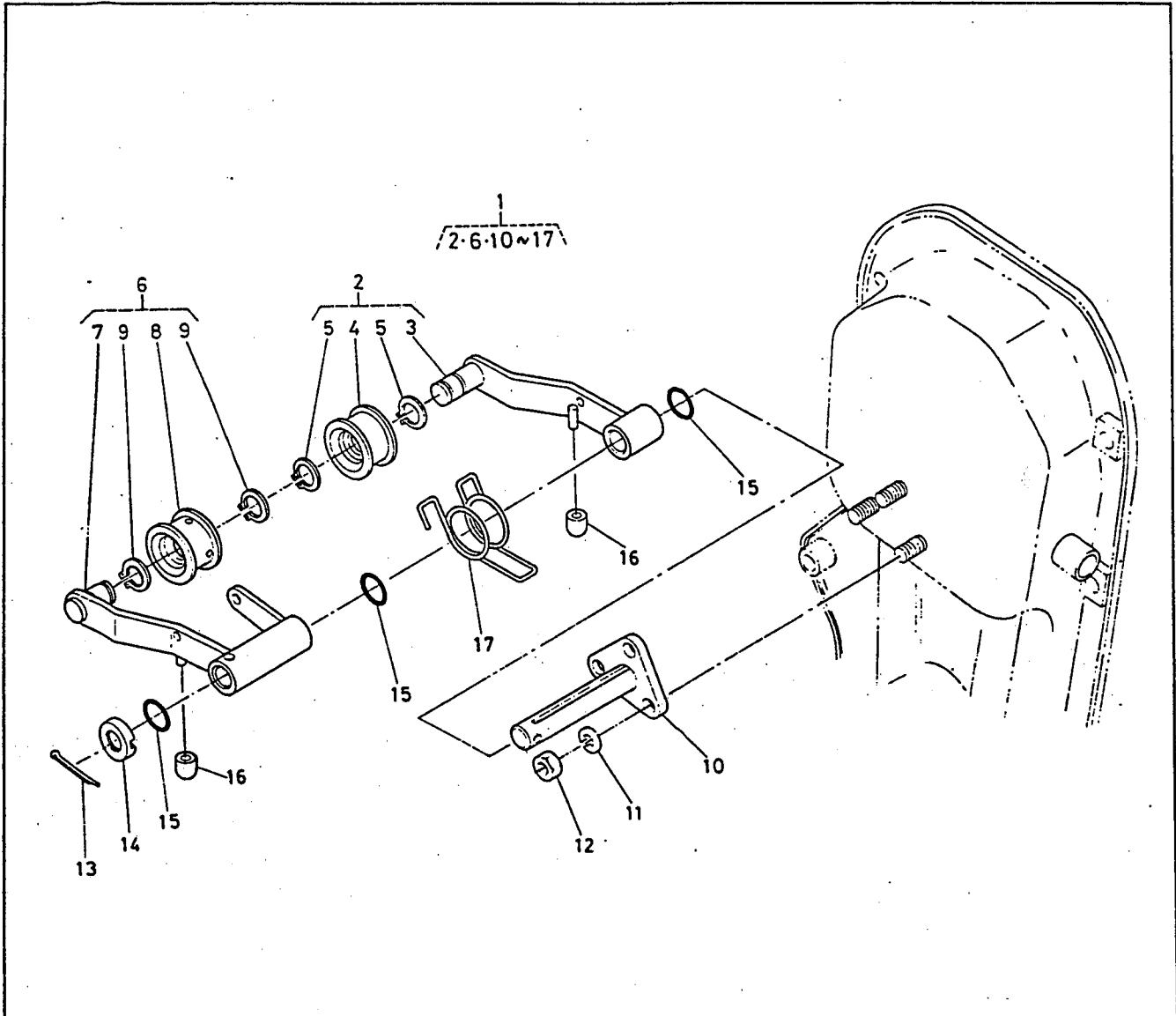
FIG.2

POIGNEE DEPORT  
MAIN CLUTCH  
HAUPTKUPPLUNG

(VIEUX TYPE)  
(OLD TYPE)  
(ALTER TYP)

{ ~70000  
~65000 (WG) }

{ [T750-D]  
[T850-D] }

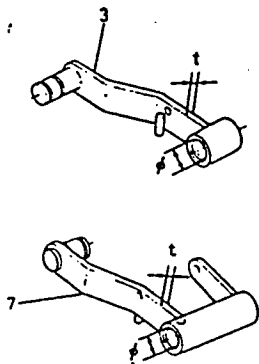


REF. No. (3), TEIL Nr. (3)

- 62571-1311-0  
φ 16.4
- 62571-1311-3  
φ 16, t: 4.5
- 62571-1311-4  
t: 6.0
- 62331-1311-0  
t: 4.5
- 62331-1311-3  
t: 6.0

REF. No. (7), TEIL Nr. (7)

- 62571-1321-0  
φ 16.4
- 62571-1321-4  
φ 16, t: 4.5
- 62571-1321-5  
t: 6
- 62331-1321-0  
t: 4.5
- 62331-1321-3  
t: 6





G01-R

FIG.2

POIGNEE DEPORT  
MAIN CLUTCH  
HAUPTKUPPLUNG

(VIEUX TYPE)  
(OLD TYPE)  
(ALTER TYP)

{ ~70000  
~65000 (WG) }

{ T750  
T850 }

REF. No. TEIL Nr.	No. DE CODE CODE No. CODE NR.	DESCRIPTION BEZEICHNUNG	UNITÉ · UNIT · GERÄT				INTERCHANGEABILITE INTERCHANGEABILITY AUSTAUSCHBARKEIT		REMARQUES REMARKS BEMERKUNGEN
			T750		T850		NUMERO DE REVISION REVISION No. REVISION-Nr.	NUMERO DE SERIE SERIAL No. SERIAL-Nr.	
			FR	WG	FR	WG			
1	62571-1301-0	Poulie complet ASSY PULLEY, TENSION Spannrolle, Komplett	1	1			50001 ~70000 50001 ~65000 (WG)	②, ⑥, ⑩~⑰	
1	62331-1301-0	Poulie complet ASSY PULLEY, TENSION Spannrolle, Komplett			1	1	50001 ~70000 50001 ~65000 (WG)	②, ⑥, ⑩~⑰	
2	62571-1310-0	Poulie complet 1 ASSY PULLEY, TENSION 1 Spannrolle 1	1	1			50001 ~70000 50001 ~65000 (WG)	③~⑤	
2	62331-1310-0	Poulie complet 1 ASSY PULLEY, TENSION 1 Spannrolle 1			1	1	50001 ~70000 50001 ~65000 (WG)	③~⑤	
3	62571-1311-0	Levier 1 ARM, TENSION PULLEY 1 Tragarm	1				~60003		
3	62571-1311-3	Levier 1 ARM, TENSION PULLEY 1 Tragarm	1				62571-194 60004~ 60670	C	
3	62571-1311-4	Levier 1 ARM, TENSION PULLEY 1 Tragarm	1	1			62571-206 60671 ~70000 60001 ~65000 (WG)	C	
3	62331-1311-0	Levier 1 ARM, TENSION PULLEY 1 Tragarm			1		~51073		
3	62331-1311-3	Levier 1 ARM, TENSION PULLEY 1 Tragarm			1	1	62331-63 60001 ~70000 60001 ~65000 (WG)	C	
4	62081-1322-0	Poulie complet 3 ASSY PULLEY, TENSION 3 Rolle	1	1			50001 ~70000 50001 ~65000 (WG)		
4	62061-1310-0	Poulie complet 3 ASSY PULLEY, TENSION 3 Rolle			1	1	50001 ~70000 50001 ~65000 (WG)		
5	04612-00150	Circlip CIR-CLIP EXTERNAL Klemmring	2	2			50001 ~70000 50001 ~65000 (WG)		
5	04612-00170	Circlip CIR-CLIP EXTERNAL Klemmring			2	2	50001 ~70000 50001 ~65000 (WG)		
6	62571-1320-0	Poulie complet 2 ASSY PULLEY, TENSION 2 Spannrolle 2	1	1			50001 ~70000 50001 ~65000 (WG)	⑦~⑨	
6	62331-1320-0	Poulie complet 2 ASSY PULLEY, TENSION 2 Spannrolle 2			1	1	50001 ~70000 50001 ~65000 (WG)	⑦~⑨	
7	62571-1321-0	Levier 2 ARM, TENSION PULLEY 2 Tragarm	1				~60003		

FR:France . WG:Allemagne  
FR:France WG:West Germany  
FR:Frankreich WG:Westdeutschland

G02-L

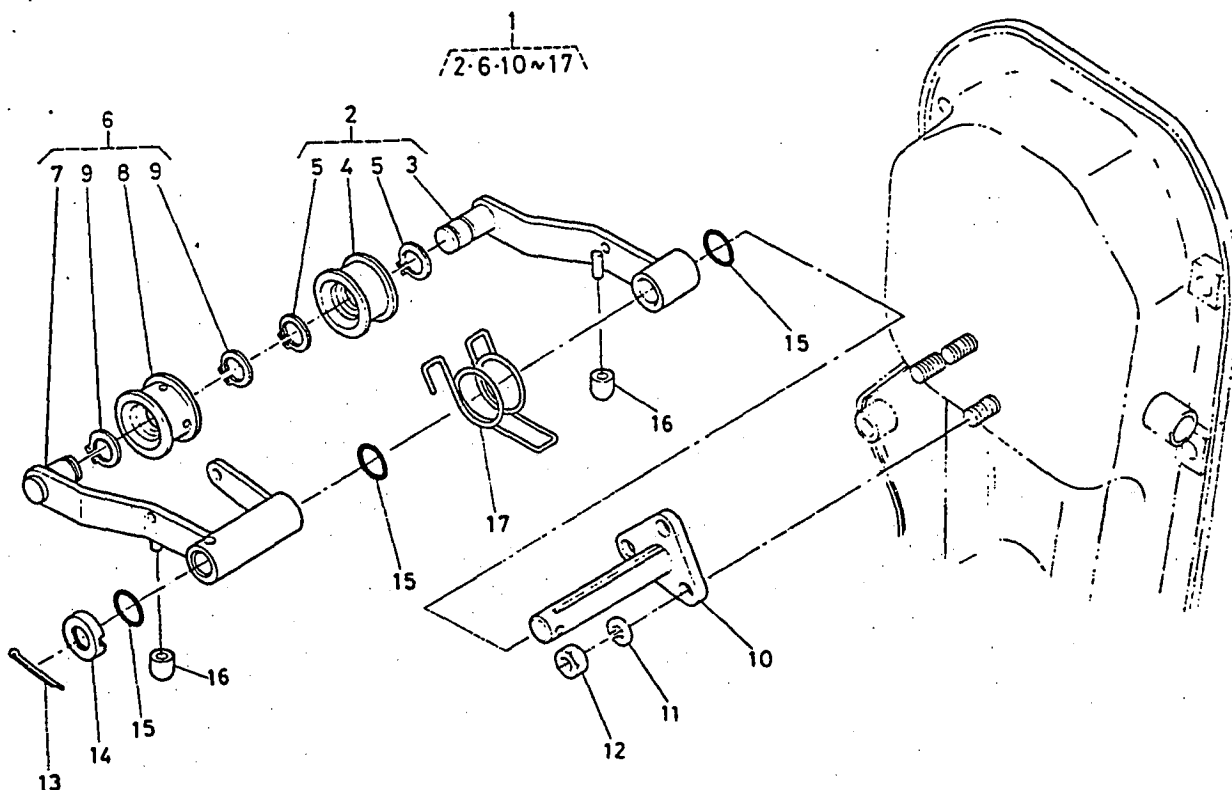
FIG.2

POIGNEE DEPORT  
MAIN CLUTCH  
HAUPTKUPPLUNG

(VIEUX TYPE)  
(OLD TYPE)  
(ALTER TYP)

[~70000  
~65000 (WG)]

[T750]  
[T850]

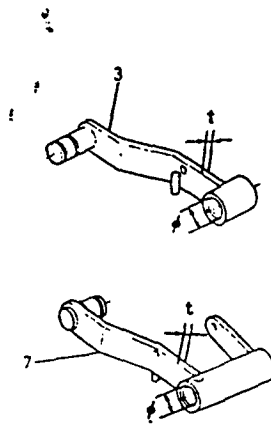


REF. No. (3), TEIL Nr. (3)

- 62571-1311-0  
φ 16.4
- 62571-1311-3  
φ 16, t:4.5
- 62571-1311-4  
t:6.0
- 62331-1311-0  
t:4.5
- 62331-1311-3  
t:6.0

REF. No. (7), TEIL Nr. (7)

- 62571-1321-0  
φ 16.4
- 62571-1321-4  
φ 16, t:4.5
- 62571-1321-5  
t:6
- 62331-1321-0  
t:4.5
- 62331-1321-3  
t:6



# FIG.2

POIGNEE DEPORT  
MAIN CLUTCH  
HAUPTKUPPLUNG

(VIEUX TYPE)  
(OLD TYPE)  
(ALTER TYP)

{ ~70000  
~65000 (WG) }

[T750]  
[T850]

REF. No. TEIL Nr.	No. DE CODE CODE No. CODE NR.	DESCRIPTION BEZEICHNUNG	UNITÉ · UNIT · GERÄT				INTERCHANGEABILITY AUSTAUSCHBARKEIT		REMARQUES REMARKS BEMERKUNGEN
			T750		T850		NUMERO DE REVISION REVISION No. REVISION-Nr.	NUMERO DE SERIE SERIAL No. SERIAL-Nr.	
			FR	WG	FR	WG			
7	62571-1321-4	Levier 2 ARM, TENSION PULLEY 2 Tragarm	1				62571-195	60004~ 60670	C
7	62571-1321-5	Levier 2 ARM, TENSION PULLEY 2 Tragarm			1	1	62571-207	60671 ~70000 60001 ~65000 (WG)	C
7	62331-1321-0	Levier 2 ARM, TENSION PULLEY 2 Tragarm			1			~51073	
7	62331-1321-3	Levier 2 ARM, TENSION PULLEY 2 Tragarm			1	1	62331-64	60001 ~70000 60001 ~65000 (WG)	C
8	62081-1322-0	Poulie complet 3 ASSY PULLEY, TENSION 3 Rolle	1	1	1	1		50001 ~70000 50001 ~65000 (WG)	
9	04612-00150	Circlip CIR-CLIP, EXTERNAL Klemmring	2	2	2	2		50001 ~70000 50001 ~65000 (WG)	
10	62571-1331-0	Axe SHAFT, TENSION ARM Tragachse	1	1	1	1		50001 ~70000 50001 ~65000 (WG)	
11	04512-50080	Rondelle grower WASHER, SPRING Federring	3	3	3	3		50001 ~70000 50001 ~65000 (WG)	
12	02114-50080	Ecrou NUT Mutter	3	3	3	3		50001 ~70000 50001 ~65000 (WG)	
13	05511-50328	Goupille fendue PIN, SPLIT Splint	1	1	1	1		50001 ~70000 50001 ~65000 (WG)	
14	62341-1317-0	Chapeau CAP Kappe	1	1	1	1		50001 ~70000 50001 ~65000 (WG)	
15	04811-10160	Joint caoutchouc O RING O-Ring	3	3	3	3		50001 ~70000 50001 ~65000 (WG)	
16	62151-1315-0	Cautchouc RUBBER, CUSHION Gummipolster	2	2	2	2		50001 ~70000 50001 ~65000 (WG)	
17	62071-1314-0	Ressort SPRING Feder	1	1	1	1		50001 ~70000 50001 ~65000 (WG)	

FIG.2

POIGNEE DEPORT  
MAIN CLUTCH  
HAUPTKUPPLUNG

(NEUF TYPE)  
(NEW TYPE)  
(NEUER TYP)

[70001~  
65001 (WG)~]

[T750-D]  
[T850-D]

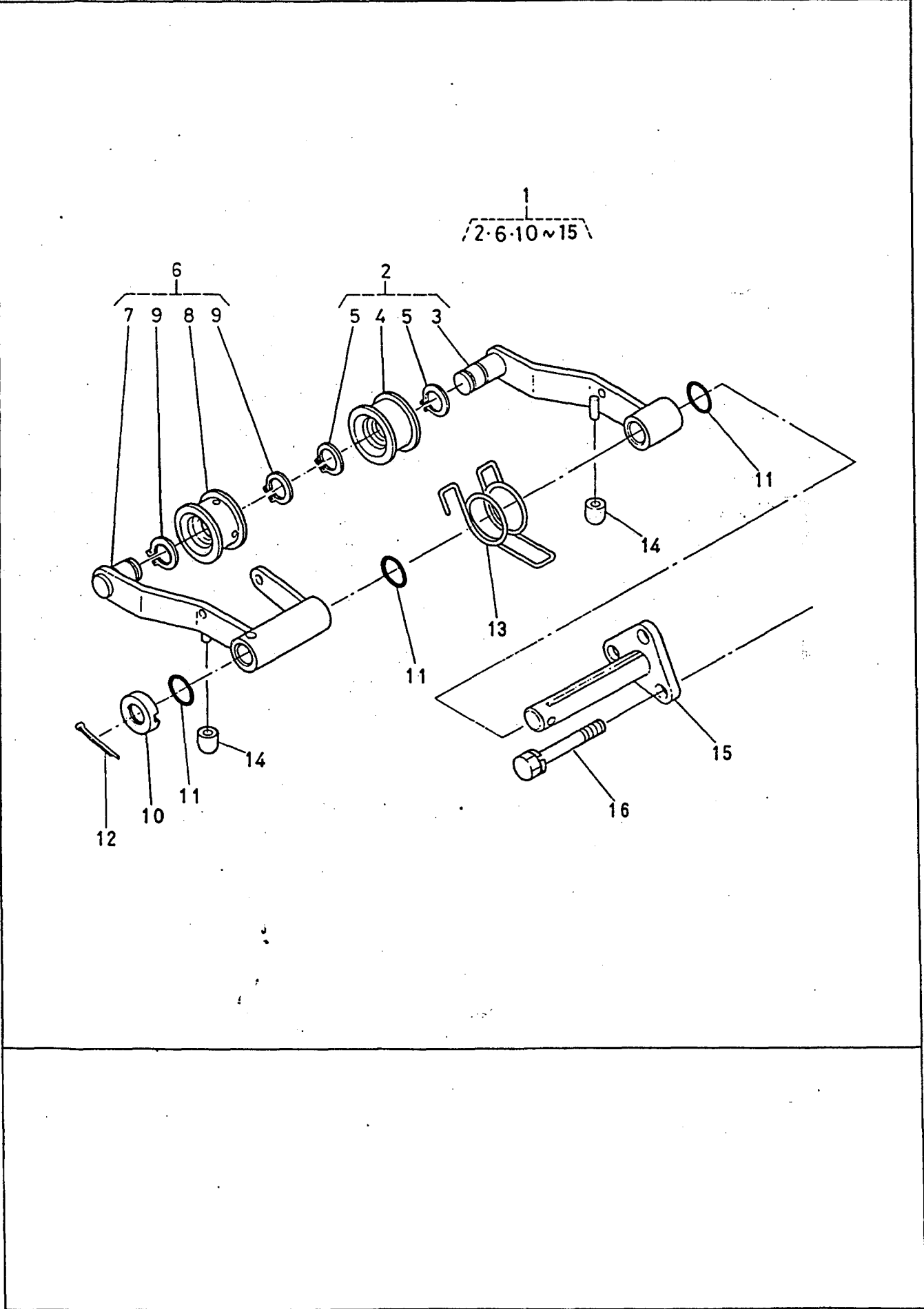


FIG.2

POIGNEE DEPORT  
MAIN CLUTCH  
HAUPTKUPPLUNG(NEUF TYPE)  
(NEW TYPE)  
(NEUER TYP)[70001~  
65001 (WG)~][T750-D]  
[T850-D]

REF. No. TEIL Nr.	No. DE CODE CODE No. CODE NR.	DESCRIPTION BEZEICHNUNG	UNITÉ.UNIT.GERÄT						INTERCHANGEABILITY AUSTAUSCHBARKEIT		REMARQUES REMARKS BEMERKUNGEN
			T750-D			T850-D			NUMERO DE REVISION REVISION-Nr.	NUMERO DE SERIE SERIAL-Nr.	
			FR	WG	HO	FR	WG				
1	62671-1301-0	Poulie complet ASSY PULLEY, TENSION Spannrolle, komplet	1	1	1	1	1		70001~ 65001 (WG)~	②, ⑥, ⑩~⑮	
2	62671-1310-0	Poulie complet ASSY PULLEY, TENSION 1 Spannrolle 1	1	1	1	1	1		70001~ 65001 (WG)~	③~⑤	
3	62671-1311-0	Levier 1 ARM, TENSION 1 Tragarm 1	1	1	1	1	1		70001~ 65001 (WG)~		
4	62551-1332-0	Poulie complet 2 PULLEY, TENSION 2 Spannrolle, komplett 2	1	1	1	1	1		70001~ 65001 (WG)~		
5	04612-50170	Circlip CIR CLIP, EXTERNAL Klemmring	2	2	2	2	2		70001~ 65001 (WG)~		
6	62671-1320-0	Poulie complet 2 ASSY PULLEY, TENSION 2 Spannrolle 2	1	1	1	1	1		70001~ 65001 (WG)~	⑦~⑨	
7	62671-1321-0	Levier 2 ARM, TENSION 2 Tragram 2	1	1	1	1	1		70001~ 65001 (WG)~		
8	62551-1332-0	Poulie complet 2 PULLEY, TENSION 2 Spannrolle, komplett 2	1	1	1	1	1		70001~ 65001 (WG)~		
9	04612-50170	Circlip CIR CLIP, EXTERNAL Klemmring	2	2	2	2	2		70001~ 65001 (WG)~		
10	62341-1317-0	Couvercle COVER Deckel	1	1	1	1	1		70001~ 65001 (WG)~		
11	04811-10160	Joint caoutchouc O RING O-Ring	3	3	3	3	3		70001~ 65001 (WG)~		
12	05511-50328	Goupille fendue PIN, SPLIT Splint	1	1	1	1	1		70001~ 65001 (WG)~		
13	62071-1314-0	Ressort SPRING Feder	1	1	1	1	1		70001~ 65001 (WG)~		

FIG.2

POIGNEE DEPORT  
MAIN CLUTCH  
HAUPTKUPPLUNG

(NEUF TYPE)  
(NEW TYPE)  
(NEUER TYP)

[7001~  
6501 (WG)~]

[T750-D]  
[T850-D]


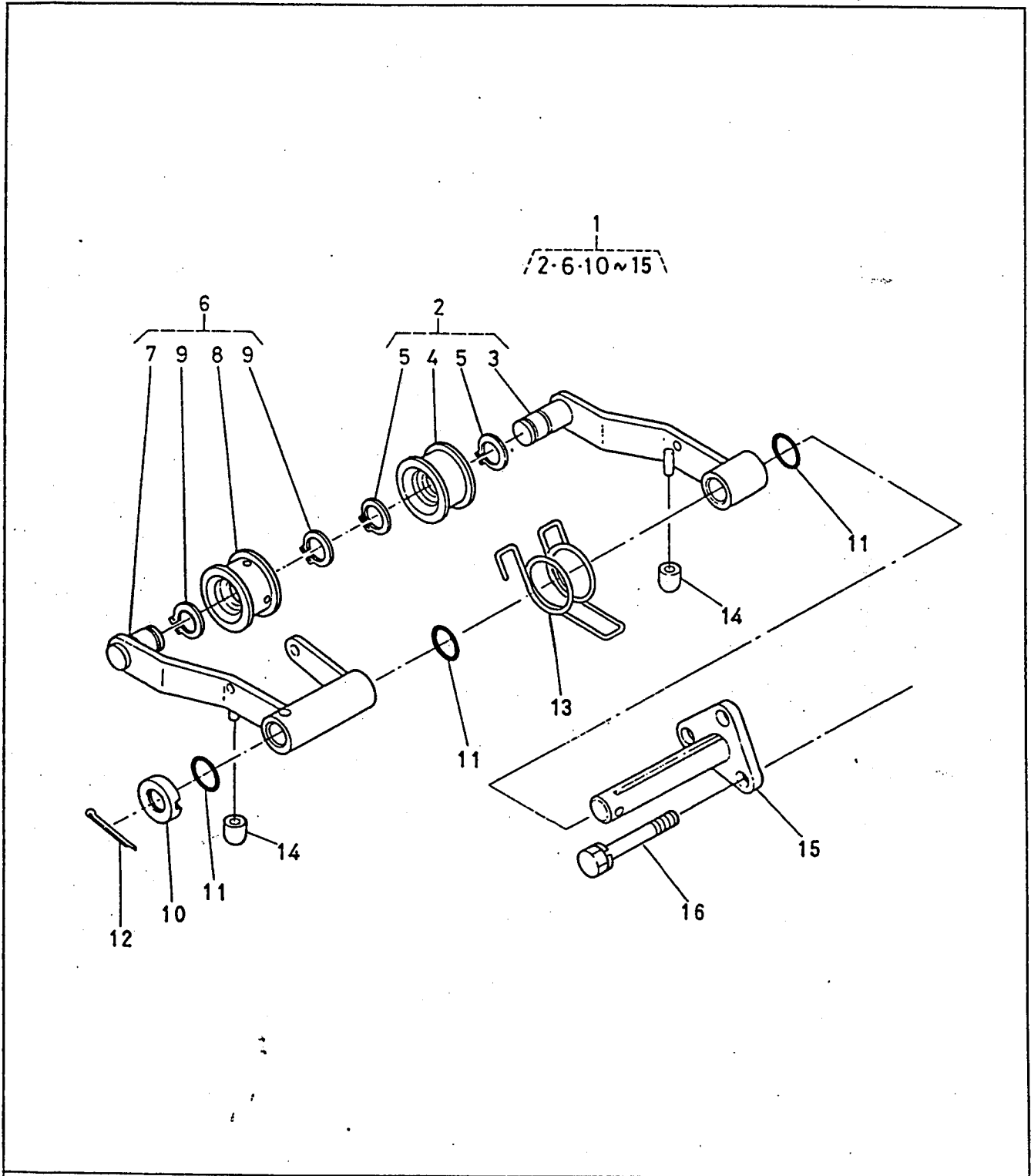


FIG.2

POIGNEE DEPORT  
MAIN CLUTCH  
HAUPTKUPPLUNG

(NEUF TYPE)  
(NEW TYPE)  
(NEUER TYP)

[70001~  
65001 (WG)~] [T750-D]  
[T850-D]

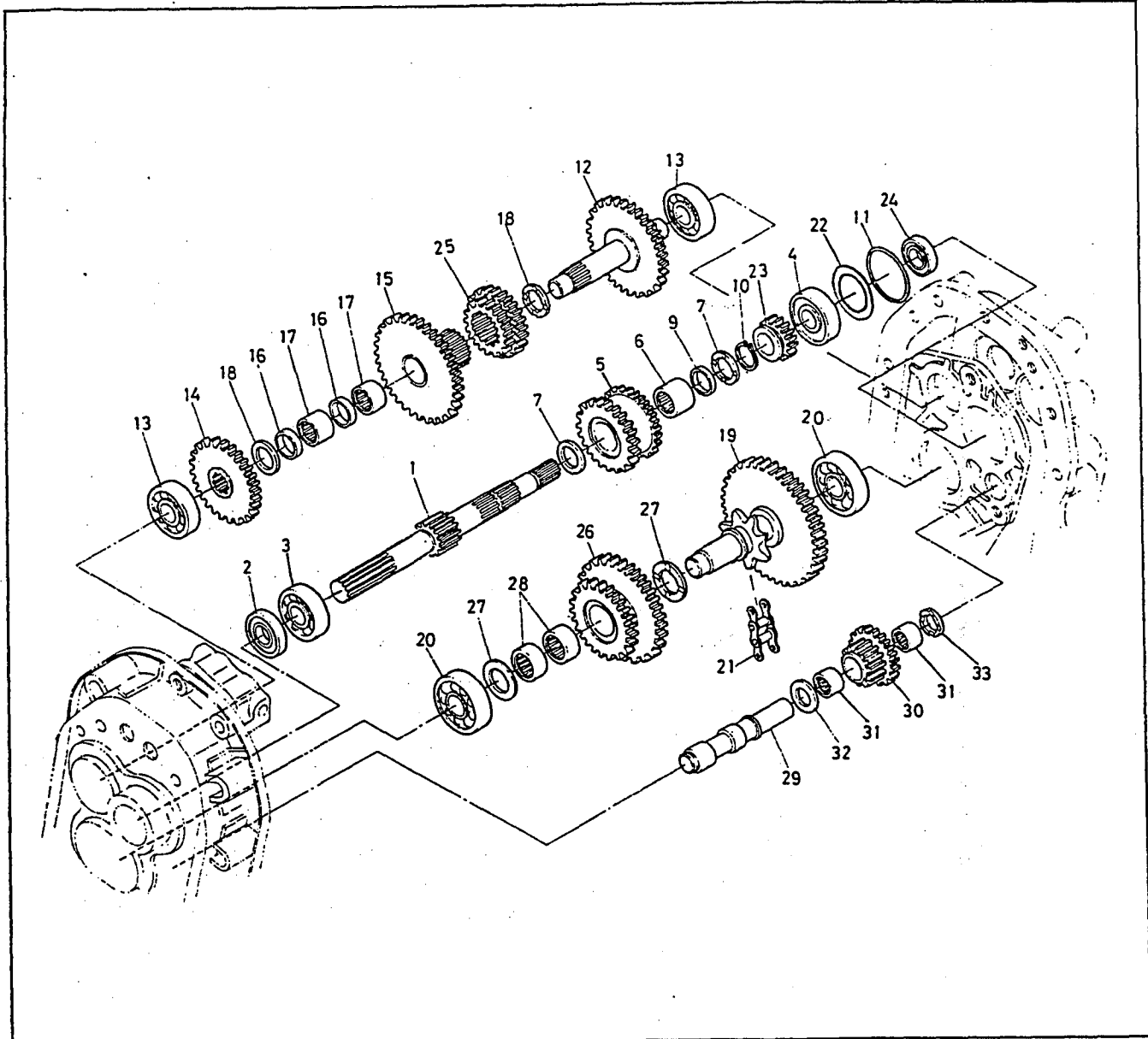
REF. No. TEIL Nr.	No. DE CODE CODE No. CODE NR.	DESCRIPTION BEZEICHNUNG	UNITÉ.UNIT.GERÄT					INTERCHANGEABILITY AUSTAUSCHBARKEIT		REMARQUES REMARKS BEMERKUNGEN
			T750-D			T850-D		NUMERO DE REVISION REVISION-Nr.	NUMERO DE SERIE SERIAL-Nr.	
			FR	WG	HO	FR	WG			
14	62151-1315-0	Caoutchouc RUBBER, CUSHION Gummipolster	2	2	2	2	2	70001~ 65001 (WG)~		
15	62671-1331-0	Axe SHAFT, TENSION ARM Tragachse	1	1	1	1	1	70001~ 65001 (WG)~		
16	01123-50820	Vis BOLT Schraube	3	3	3	3	3	70001~ 65001 (WG)~		

FR:France WG:Allemagne HO:Hong Kong  
FR:France WG:West Germany HO:Hong Kong  
FR:Frankreich WG:Westdeutschland HO:Hong Kong

FIG.3

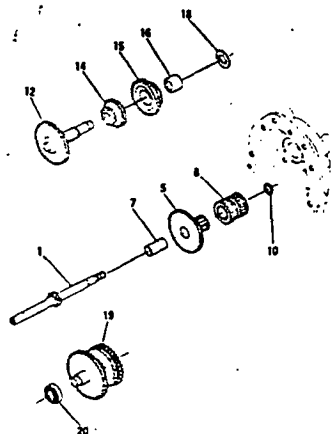
INTERIEUR DE LA BOITE DE VITESSES  
 TRANSMISSION-INSIDE  
 GETRIEBE, INNENTEILE

[T450(-D)]  
 [T550(-D)]  
 [T650(-D)]



REF. No.. TEIL. Nr.

- ① 61321-1411-0
- ② 61321-1412-0
- ③ 61321-1413-0
- ④ 61361-1416-0
- ⑤ 61321-1421-0
- ⑥ 61321-1422-0
- ⑦ 61321-1423-0
- ⑧ 61321-1424-0
- ⑨ 61321-1425-0
- ⑩ 61321-1431-0





G05-R

FIG.3

INTERIEUR DE LA BOITE DE VITESSES  
TRANSMISSION-INSIDE  
GETRIEBE, INNENTEILE

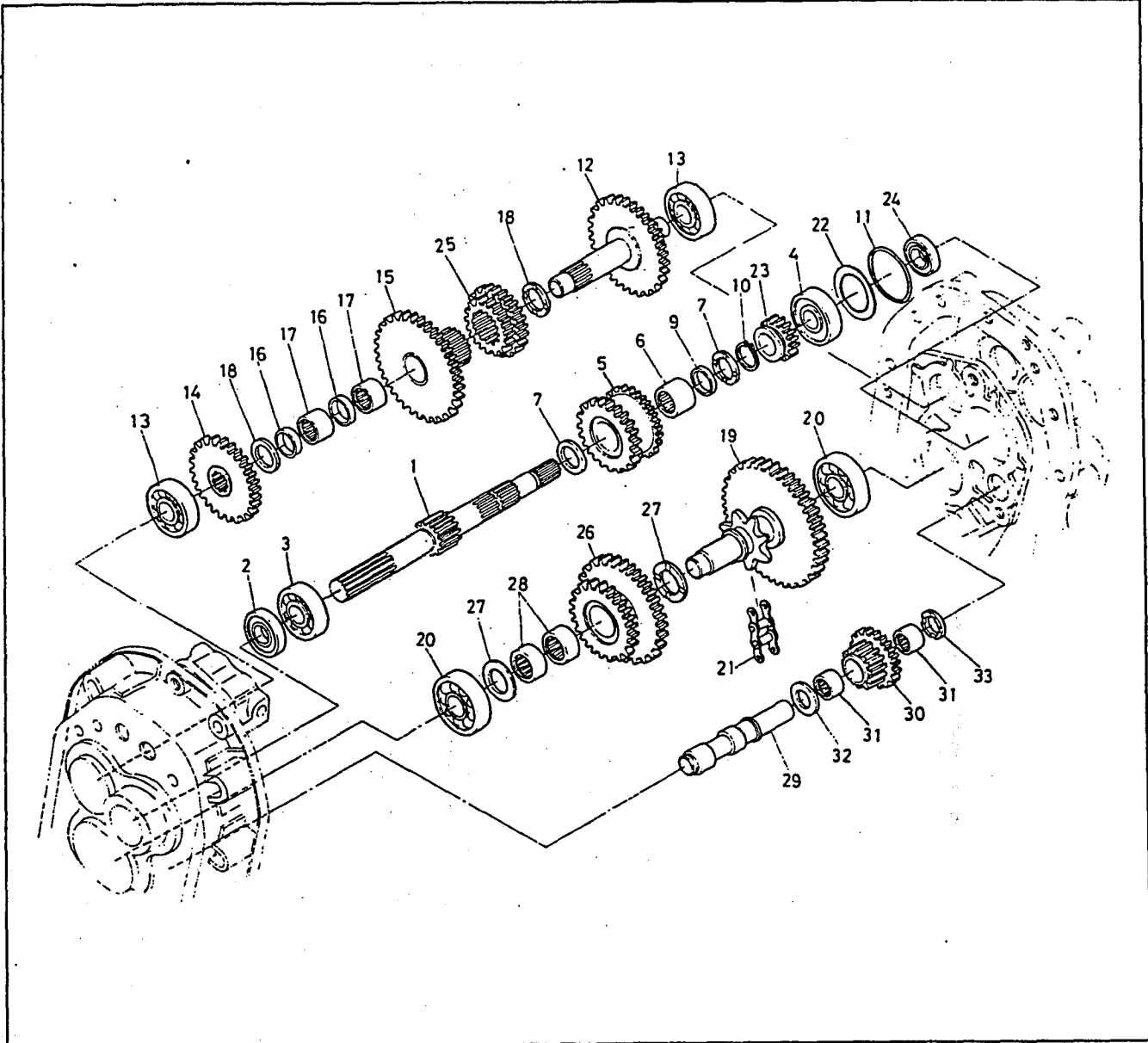
[T450(-D)]  
[T550(-D)]  
[T650(-D)]

REF. No. TEIL Nr.	No. DE CODE CODE No. CODE NR.	DESCRIPTION BEZEICHNUNG	UNITÉ.UNIT.GERÄT												INTERCHANGEABILITE INTERCHANGEABILITY AUSTAUSCHBARKEIT		REMARQUES REMARKS BEMERKUNGEN		
			T450(-D)						T550(-D)			T650(-D)			NUMERO DE REVISION REVISION No. REVISION-Nr.	NUMERO DE SERIE SERIAL No. SERIAL-Nr.			
			FR	WG	UK	SW	SP	FI	HO	MA	FR	WG	SP	HO				FR	WG
1	61321-1411-0	Arbre SHAFT 1 Welle	1	1	1	1	1	1	1	1								~51622 ~50050 (WG)	
1	61321-1411-0	Arbre SHAFT 1 Welle										1	1	1	1			~52542 ~50110 (WG)	
1	61321-1411-0	Arbre SHAFT 1 Welle												1	1	1	1	~52542 ~50050 (WG)	
1	61361-1411-0	Arbre SHAFT 1 Welle	1	1	1	1	1	1	1	1							61361-76	~60000	C
1	61361-1411-0	Arbre SHAFT 1 Welle										1	1	1	1		61361-76	~50625 ~60000 (WG)	C
1	61361-1411-0	Arbre SHAFT 1 Welle											1	1	1	1	61361-76	~60055 ~60090 (WG)	C
1	61361-1411-2	Arbre SHAFT 1 Welle	1	1	1	1	1	1	1	1							61361-139	60001~	C
1	61361-1411-2	Arbre SHAFT 1 Welle										1	1	1	1		61361-139	62626~ 60001~ (WG)	C
1	61361-1411-2	Arbre SHAFT 1 Welle											1	1	1	1	61361-139	60056~ 60091 (WG)~	C
2	09500-15357	Bague SEAL, OIL Dichtring	1	1	1	1	1	1	1	1	1	1	1	1	1	1			
3	08101-06302	Roulement à billes BEARING, BALL Kugellager	1	1	1	1	1	1	1	1	1	1	1	1	1	1			
4	08141-06302	Roulement à billes BEARING, BALL Kugellager	1	1	1	1	1	1	1	1	1	1	1	1	1	1			
5	61321-1412-0	Pignon 41 complet COMP GEAR, SPUR 41 Stirnrad 41	1	1	1	1	1	1	1	1								~51622 ~50050 (WG)	
5	61321-1412-0	Pignon 41 complet COMP GEAR, SPUR 41 Stirnrad 41										1	1	1	1			~52542 ~50110 (WG)	
5	61321-1412-0	Pignon 41 complet COMP GEAR, SPUR 41 Stirnrad 41												1	1	1	1	~52542 ~50050 (WG)	
5	61361-1412-0	Pignon 27-28 GEAR, 27-28 41 Zahnrad 41	1	1	1	1	1	1	1	1							61361-77	60001~	C

FIG.3

INTERIEUR DE LA BOITE DE VITESSES  
 TRANSMISSION-INSIDE  
 GETRIEBE, INNENTEILE

[T450(-D)]  
 [T550(-D)]  
 [T650(-D)]



REF. No.. TEIL. Nr.

- ① 61321-1411-0
- ② 61321-1412-0
- ③ 61321-1413-0
- ④ 61361-1416-0
- ⑤ 61321-1421-0
- ⑥ 61321-1422-0
- ⑦ 61321-1423-0
- ⑧ 61321-1424-0
- ⑨ 61321-1425-0
- ⑩ 61321-1431-0

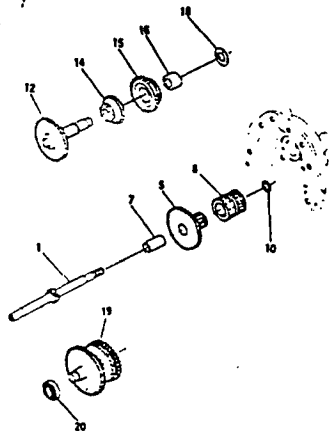


FIG.3

INTERIEUR DE LA BOILE DE VITESSES  
TRANSMISSION-INSIDE  
GETRIEBE, INNENTEILE

[T450(-D)]  
[T550(-D)]  
[T650(-D)]

REF. No. TEIL Nr.	No. DE CODE CODE No. CODE NR.	DESCRIPTION BEZEICHNUNG	UNITÉ.UNIT.GERÄT												INTERCHANGEABILITE INTERCHANGEABILITY AUSTAUSCHBARKEIT		REMARQUES REMARKS BEMERKUNGEN					
			T450(-D)						T550(-D)			T650(-D)			NUMERO DE REVISION REVISION No. REVISION-Nr.	NUMERO DE SERIE SERIAL No. SERIAL-Nr.						
			FR	WG	UK	SW	SP	FI	HO	MA	FR	WG	SP	HO				FR	WG	HO	MA	
5	61361-1412-0	Pignon 27-28 GEAR, 27-28 Zahnrad								1	1	1	1					61361-77	60001~	C		
5	61361-1412-0	Pignon 27-28 GEAR, 27-28 Zahnrad														1	1	1	1	61361-77	60001~	C
6	08821-72117	Roulement à aiguilles BEARING, NEEDLE Nadellager	2	2	2	2	2	2	2	2											~51622 ~50050 (WG)	
6	08821-72117	Roulement à aiguilles BEARING, NEEDLE Nadellager								2	2	2	2								~52542 ~50110 (WG)	
6	08821-72117	Roulement à aiguilles BEARING, NEEDLE Nadellager														2	2	2	2		~52542 ~50050 (WG)	
6	08821-82420	Roulement à aiguilles BEARING, NEEDLE Nadellager	1	1	1	1	1	1	1	1										61361-78	60001~	C
6	08821-82420	Roulement à aiguilles BEARING, NEEDLE Nadellager								1	1	1	1							61361-78	60001~	C
6	08821-82420	Roulement à aiguilles BEARING, NEEDLE Nadellager														1	1	1	1	61361-78	60001~	C
7	61321-1413-0	Entretoise 1 COLLAR, SHAFT 1 Manschette 1	1	1	1	1	1	1	1	1											~51622 ~50050 (WG)	
7	61321-1413-0	Entretoise 1 COLLAR, SHAFT 1 Manschette 1								1	1	1	1								~52542 ~50110 (WG)	
7	61321-1413-0	Entretoise 1 COLLAR, SHAFT 1 Manschette 1														1	1	1	1		~52542 ~50050 (WG)	
7	61361-1413-0	Entretoise 1 COLLAR, SHAFT 1 Manschette 1	2	2	2	2	2	2	2	2										61361-79	60001~	C
7	61361-1413-0	Entretoise 1 COLLAR, SHAFT 1 Manschette 1								2	2	2	2							61361-79	60001~	C
7	61361-1413-0	Entretoise 1 COLLAR, SHAFT 1 Manschette 1														2	2	2	2	61361-79	60001~	C
7	61361-1416-0	Entretoise 4 COLLAR, THRUST 4 Hülse	1	1	1	1	1	1	1	1										61361-148	60001~	C
7	61361-1416-0	Entretoise 4 COLLAR, THRUST 4 Hülse								1	1	1	1							61361-148	60001~	C

G07-L

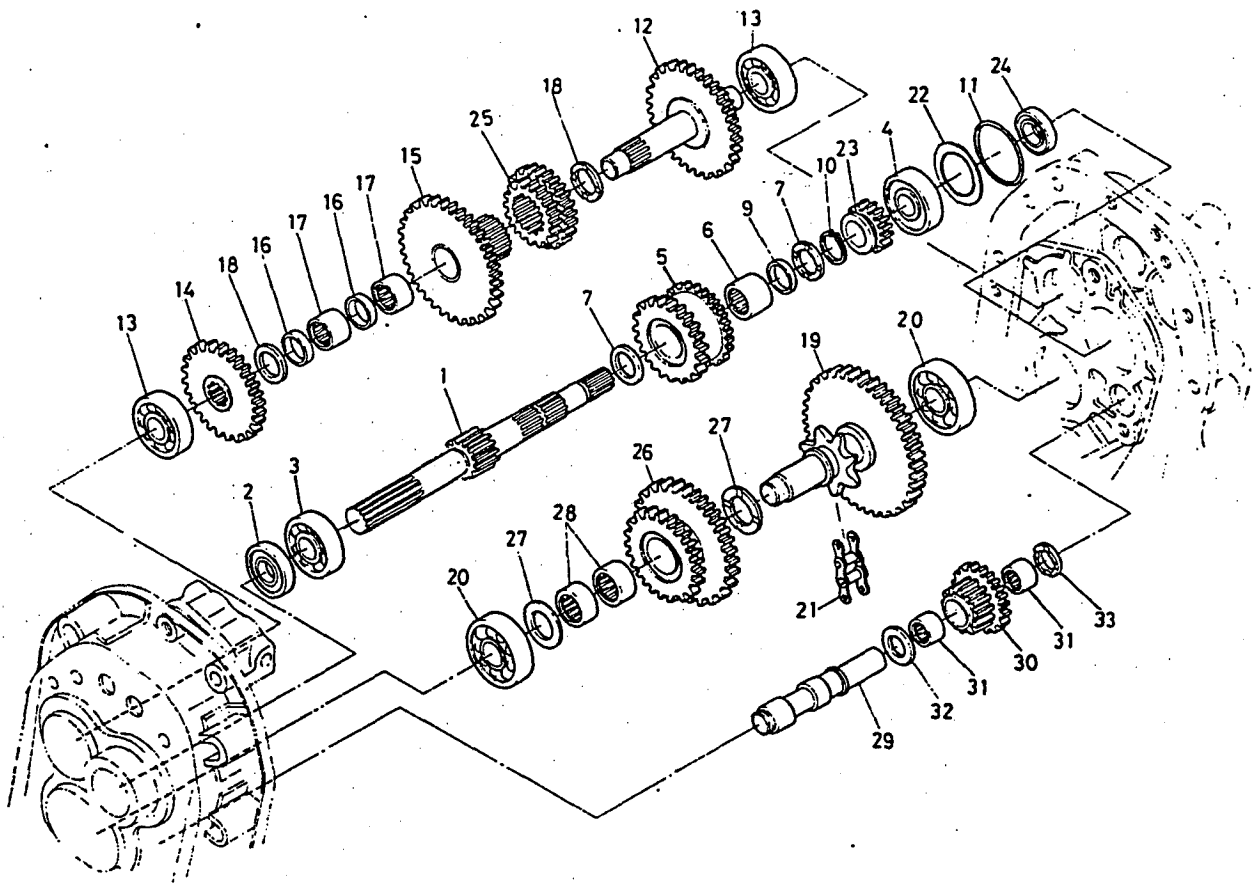
FIG.3

INTERIEUR DE LA BOITE DE VITESSES  
TRANSMISSION-INSIDE  
GETRIEBE, INNENTEILE

[T450(-D)]

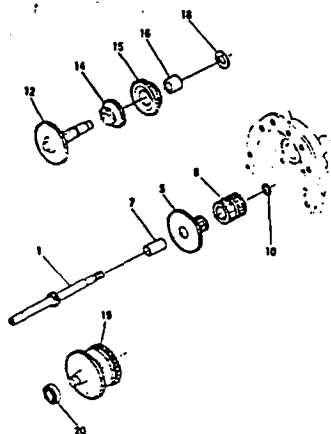
[T550(-D)]

[T650(-D)]



REF. No. TEIL. Nr.

- ① 61321-1411-0
- ② 61321-1412-0
- ③ 61321-1413-0
- ④ 61361-1416-0
- ⑤ 61321-1421-0
- ⑥ 61321-1422-0
- ⑦ 61321-1423-0
- ⑧ 61321-1424-0
- ⑨ 61321-1425-0
- ⑩ 61321-1431-0



## FIG.3

### INTERIEUR DE LA BOITE DE VITESSES TRANSMISSION-INSIDE GETRIEBE, INNENTEILE

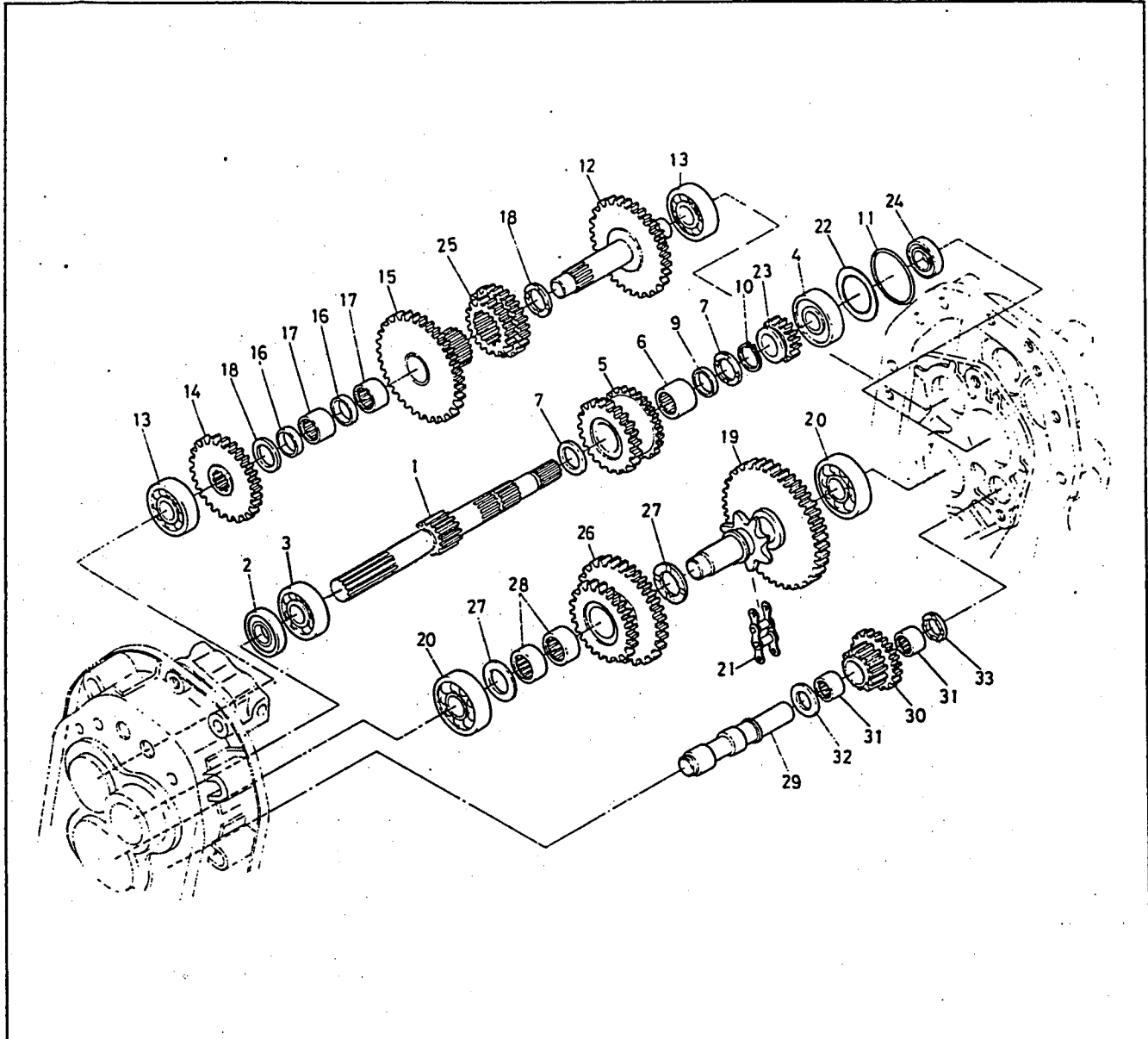
[T450(-D)]  
[T550(-D)]  
[T650(-D)]

REF. No. TEIL Nr.	No. DE CODE CODE No. CODE NR.	DESCRIPTION BEZEICHNUNG	UNITÉ.UNIT.GERÄT												INTERCHANGEABILITE INTERCHANGEABILITY AUSTAUSCHBARKEIT		REMARKS REMARKS BEMERKUNGEN				
			T450(-D)						T550(-D)			T650(-D)			NUMERO DE REVISION REVISION No. REVISION-Nr.	NUMERO DE SERIE SERIAL No. SERIAL-Nr.					
			FR	WG	UK	SW	SP	FI	HO	MA	FR	WG	SP	HO				FR	WG	HO	MA
7	61361-1416-0	Entretoise 4 COLLAR, THRAST 4 Hülse																61361-80	60001~	C	
8	61321-1414-0	Pignon 20 GEAR, 20 Zahnrad	1	1	1	1	1	1	1	1								61361-80	~51622 ~50050 (WG)		
8	61321-1414-0	Pignon 20 GEAR, 20 Zahnrad										1	1	1	1			61361-80	~52542 ~50110 (WG)		
8	61321-1414-0	Pignon 20 GEAR, 20 Zahnrad													1	1	1	1	61361-80	~52542 ~50050 (WG)	
9	62091-1416-0	Entretoise (A) COLLAR, SHAFT 1 (A) Manschette (A)	1	1	1	1	1	1	1	1										~51622 ~50050 (WG)	
9	62091-1416-0	Entretoise (A) COLLAR, SHAFT 1 (A) Manschette (A)										1	1	1	1					~52542 ~50110 (WG)	
9	62091-1416-0	Entretoise (A) COLLAR, SHAFT 1 (A) Manschette (A)													1	1	1	1		~52542 ~50050 (WG)	
9	61361-1414-0	Entretoise 1 SPACER 1 Abstandsstück 1	1	1	1	1	1	1	1	1								61361-81	60001~	C	
9	61361-1414-0	Entretoise 1 SPACER 1 Abstandsstück 1										1	1	1	1			61361-81	60001~	C	
9	61361-1414-0	Entretoise 1 SPACER 1 Abstandsstück 1												1	1	1	1	61361-81	60001~	C	
10	61061-1422-0	Entretoise COLLAR Manschette	1	1	1	1	1	1	1	1										~50542 ~50050 (WG)	
10	61061-1422-0	Entretoise COLLAR Manschette											1	1	1	1				~50542 ~50110 (WG)	
10	61061-1422-0	Entretoise COLLAR Manschette												1	1	1	1		~50542 ~50050 (WG)		
10	04612-00180	Circlip CIR-CLIP, EXTERNAL Auben-sprenging	1	1	1	1	1	1	1	1								61361-82	60001~	C	
10	04612-00180	Circlip CIR-CLIP, EXTERNAL Auben-sprenging											1	1	1	1		61361-82	60001~	C	
10	04612-00180	Circlip CIR-CLIP, EXTERNAL Auben-sprenging												1	1	1	1	61361-82	60001~	C	

## FIG.3

INTERIEUR DE LA BOITE DE VITESSES  
 TRANSMISSION-INSIDE  
 GETRIEBE, INNENTEILE

[T450(-D)]  
 [T550(-D)]  
 [T650(-D)]



REF. No., TEIL. Nr.

- ① 61321-1411-0
- ② 61321-1412-0
- ③ 61321-1413-0
- ④ 61361-1416-0
- ⑤ 61321-1421-0
- ⑥ 61321-1422-0
- ⑦ 61321-1423-0
- ⑧ 61321-1424-0
- ⑨ 61321-1425-0
- ⑩ 61321-1431-0

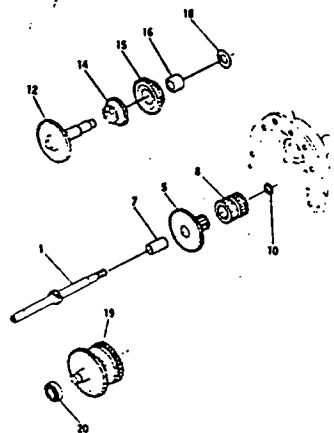


FIG.3

 INTERIEUR DE LA BOITE DE VITESSES  
 TRANSMISSION-INSIDE  
 GETRIEBE, INNENTEILE

 [T450(-D)]  
 [T550(-D)]  
 [T650(-D)]

REF. No. TEIL Nr.	No. DE CODE CODE No. CODE NR.	DESCRIPTION BEZEICHNUNG	UNITÉ.UNIT.GERÄT												INTERCHANGEABILITE INTERCHANGEABILITY AUSTAUSCHBARKEIT		REMARKS REMARKS BEMERKUNGEN		
			T450(-D)						T550(-D)			T650(-D)			NUMERO DE REVISION REVISION-Nr.	NUMERO DE SERIE SERIAL-Nr.			
			FR	WG	UK	SW	SP	FI	HO	MA	FR	WG	SP	HO				FR	WG
11	04811-10420	Joint caoutchouc O RING O-Ring	1	1	1	1	1	1	1	1	1	1	1	1	1				
12	61321-1421-0	Pignon 41 complet COMP GEAR, 41 SHAFT 2 Zahnrad 41	1	1	1	1	1	1	1								~51622 ~50050 (WG)		
12	61321-1421-0	Pignon 41 complet COMP GEAR, 41 SHAFT 2 Zahnrad 41								1	1	1	1				~52542 ~50110 (WG)		
12	61321-1421-0	Pignon 41 complet COMP GEAR, 41 SHAFT 2 Zahnrad 41											1	1	1	1	~52542 ~50050 (WG)		
12	61361-1421-0	Pignon 38 complet COMP GEAR, 38 SHAFT 2 Zahnrad 38	1	1	1	1	1	1	1							61361-84	60001~	C	
12	61361-1421-0	Pignon 38 complet COMP GEAR, 38 SHAFT 2 Zahnrad 38								1	1	1	1			61361-84	60001~	C	
12	61361-1421-0	Pignon 38 complet COMP GEAR, 38 SHAFT 2 Zahnrad 38											1	1	1	1	61361-84	60001~	C
13	08101-06302	Roulement à billes BEARING, BALL Kugellager	2	2	2	2	2	2	2								~51622 ~50050 (WG)		
13	08101-06302	Roulement à billes BEARING, BALL Kugellager								2	2	2	2				~52542 ~50110 (WG)		
13	08101-06302	Roulement à billes BEARING, BALL Kugellager											2	2	2	2	~52542 ~50110 (WG)		
13	61361-1428-0	Roulement à billes BEARING, BALL Kugellager	2	2	2	2	2	2	2							61361-161	50001~	C	
13	61361-1428-0	Roulement à billes BEARING, BALL Kugellager								2	2	2	2			61361-161	50001~	C	
13	61361-1428-0	Roulement à billes BEARING, BALL Kugellager											2	2	2	2	61361-161	50001~	C
14	61321-1422-0	Pignon 14-24 GEAR 14-24 Zahnrad 14-24	1	1	1	1	1	1	1								~51622 ~50050 (WG)		
14	61321-1422-0	Pignon 14-24 GEAR 14-24 Zahnrad 14-24								1	1	1	1				~52542 ~50110 (WG)		
14	61321-1422-0	Pignon 14-24 GEAR 14-24 Zahnrad 14-24											1	1	1	1	~52542 ~50050 (WG)		

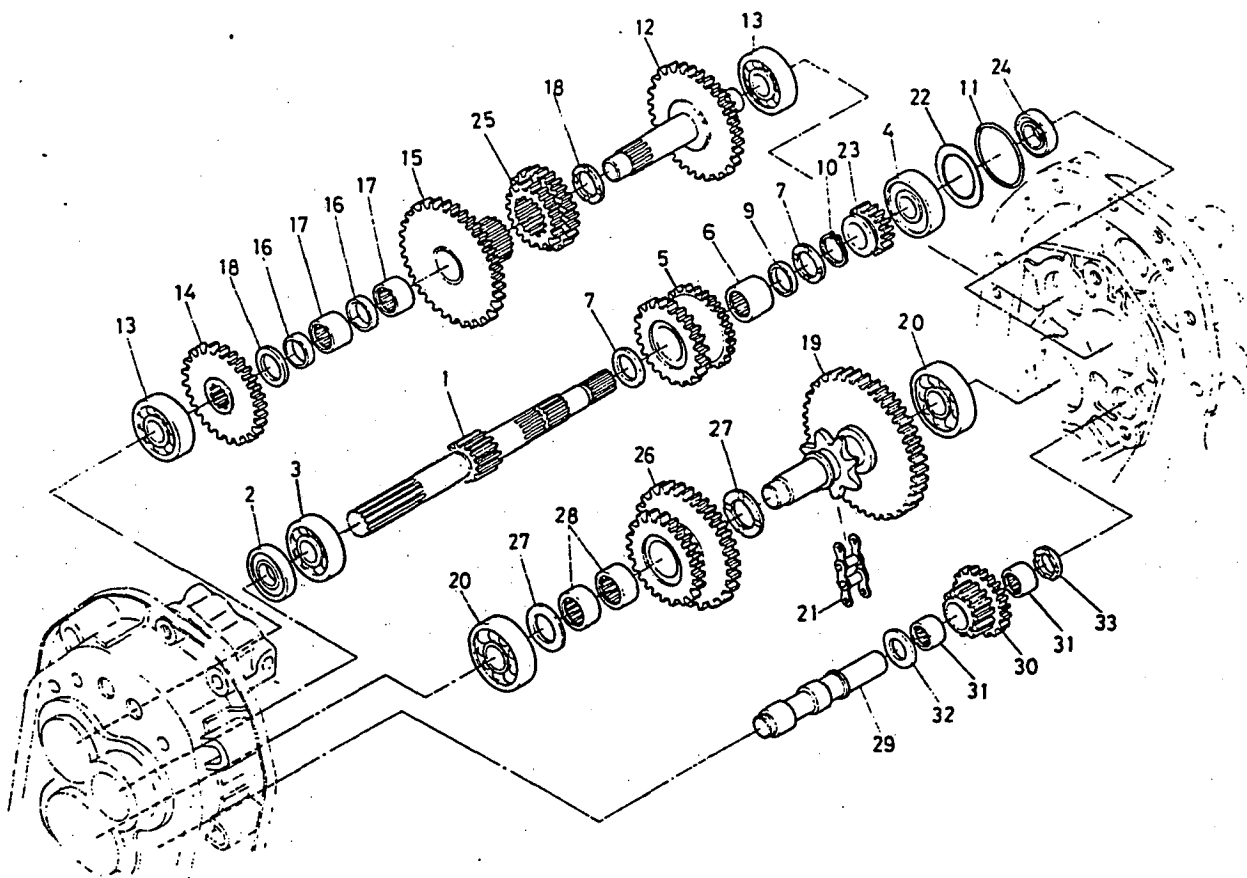
FIG.3

INTERIEUR DE LA BOITE DE VITESSES  
 TRANSMISSION-INSIDE  
 GETRIEBE, INNENTEILE

[T450(-D)]

[T550(-D)]

[T650(-D)]



REF. No., TEIL. Nr.

- ① 61321-1411-0
- ② 61321-1412-0
- ③ 61321-1413-0
- ④ 61361-1416-0
- ⑤ 61321-1421-0
- ⑥ 61321-1422-0
- ⑦ 61321-1423-0
- ⑧ 61321-1424-0
- ⑨ 61321-1425-0
- ⑩ 61321-1431-0

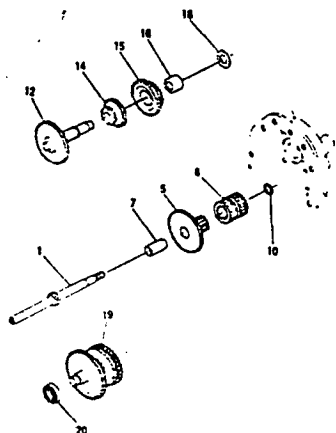




FIG.3

INTERIEUR DE LA BOITE DE VITESSES  
TRANSMISSION-INSIDE  
GETRIEBE, INNENTEILE

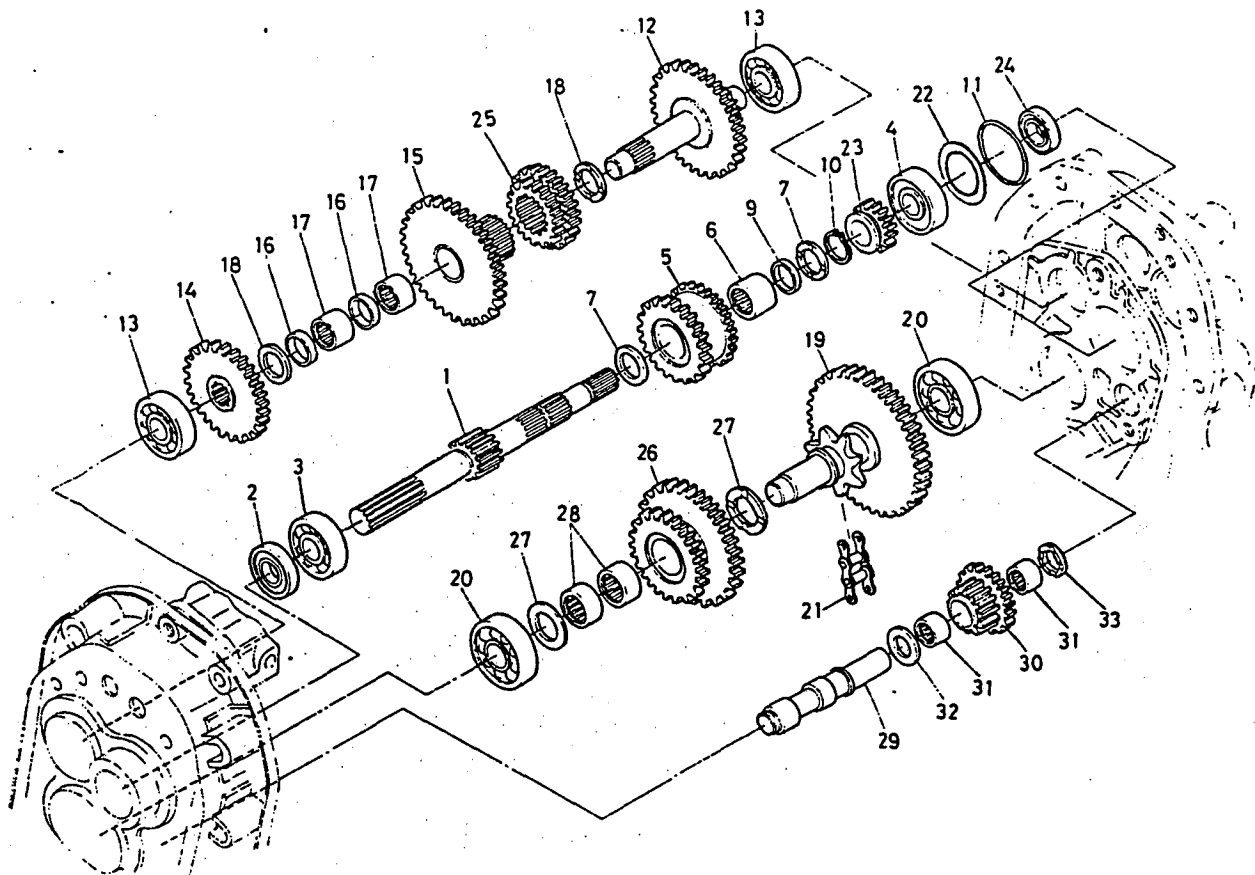
[T450(-D)]  
[T550(-D)]  
[T650(-D)]

REF. No. TEIL Nr.	No. DE CODE CODE No. CODE NR.	DESCRIPTION BEZEICHNUNG	UNITÉ. UNIT. GERÄT												INTERCHANGEABILITY INTERCHANGEBARKEIT		REMARKS REMARKS BEMERKUNGEN				
			T450(-D)						T550(-D)				T650(-D)		NUMERO DE REVISION REVISION No. REVISION-Nr.	NUMERO DE SERIE SERIAL No. SERIAL-Nr.					
			FR	WG	UK	SW	SP	FI	HO	MA	FR	WG	SP	HO				FR	WG	HO	MA
14	61361-1422-0	Pignon 31																	61361-85	60001~	C
		GEAR, 31	1	1	1	1	1	1	1												
		Zahnrad 31																			
14	61361-1422-0	Pignon 31																	61361-85	60001~	C
		GEAR, 31								1	1	1	1								
		Zahnrad 31																			
14	61361-1422-0	Pignon 31																	61361-85	60001~	C
		GEAR, 31											1	1	1	1					
		Zahnrad 31																			
15	61321-1423-0	Pignon 22-32 complet																		~51622 ~50050 (WG)	
		COMP GEAR, 22-32	1	1	1	1	1	1	1	1											
		Zahnrad 22-32																			
15	61321-1423-0	Pignon 22-32 complet																		~52542 ~50110 (WG)	
		COMP GEAR, 22-32								1	1	1	1								
		Zahnrad 22-32																			
15	61321-1423-0	Pignon 22-32 complet																		~52542 ~50050 (WG)	
		COMP GEAR, 22-32											1	1	1	1					
		Zahnrad 22-32																			
15	61361-1423-0	Bossages, pignon 42																	61361-86	60001~	C
		BOSS, GEAR 42	1	1	1	1	1	1	1	1											
		Keilnutenhülse 42																			
15	61361-1423-0	Bossages, pignon 42																	61361-86	60001~	C
		BOSS, GEAR 42								1	1	1	1								
		Keilnutenhülse 42																			
15	61361-1423-0	Bossages, pignon 42																	61361-86	60001~	C
		BOSS, GEAR 42											1	1	1	1					
		Keilnutenhülse 42																			
16	61321-1424-0	Entretoise 2																		~51622 ~50050 (WG)	
		COLLAR, SHAFT 2	1	1	1	1	1	1	1	1											
		Manschette 2																			
16	61321-1424-0	Entretoise 2																		~52542 ~50110 (WG)	
		COLLAR, SHAFT 2								1	1	1	1								
		Manschette 2																			
16	61321-1424-0	Entretoise 2																		~52542 ~50050 (WG)	
		COLLAR, SHAFT 2											1	1	1	1					
		Manschette 2																			
16	61361-1424-0	Entretoise 2																	61361-87	60001~	C
		COLLAR, SHAFT 2	2	2	2	2	2	2	2	2											
		Manschette 2																			
16	61361-1424-0	Entretoise 2																	61361-87	60001~	C
		COLLAR, SHAFT 2								2	2	2	2								
		Manschette 2																			
16	61361-1424-0	Entretoise 2																	61361-87	60001~	C
		COLLAR, SHAFT											2	2	2	2					
		Manschette 2																			
17	08822-53020	Roulement à aiguilles																		~51622 ~50050 (WG)	
		BEARING, NEEDLE	1	1	1	1	1	1	1	1											
		Madellager																			

## FIG.3

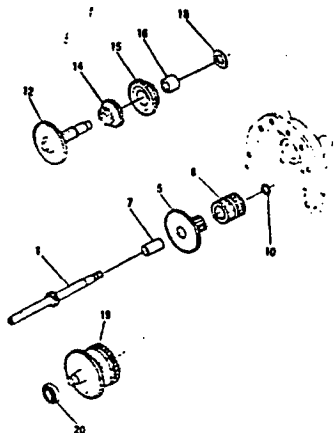
INTERIEUR DE LA BOITE DE VITESSES  
TRANSMISSION-INSIDE  
GETRIEBE, INNENTEILE

[T450(-D)]  
[T550(-D)]  
[T650(-D)]



REF. No., TEIL. Nr.

- ① 61321-1411-0
- ③ 61321-1412-0
- ⑦ 61321-1413-0
- ⑧ 61361-1416-0
- ⑫ 61321-1421-0
- ⑬ 61321-1422-0
- ⑭ 61321-1423-0
- ⑯ 61321-1424-0
- ⑰ 61321-1425-0
- ⑲ 61321-1431-0



## FIG.3

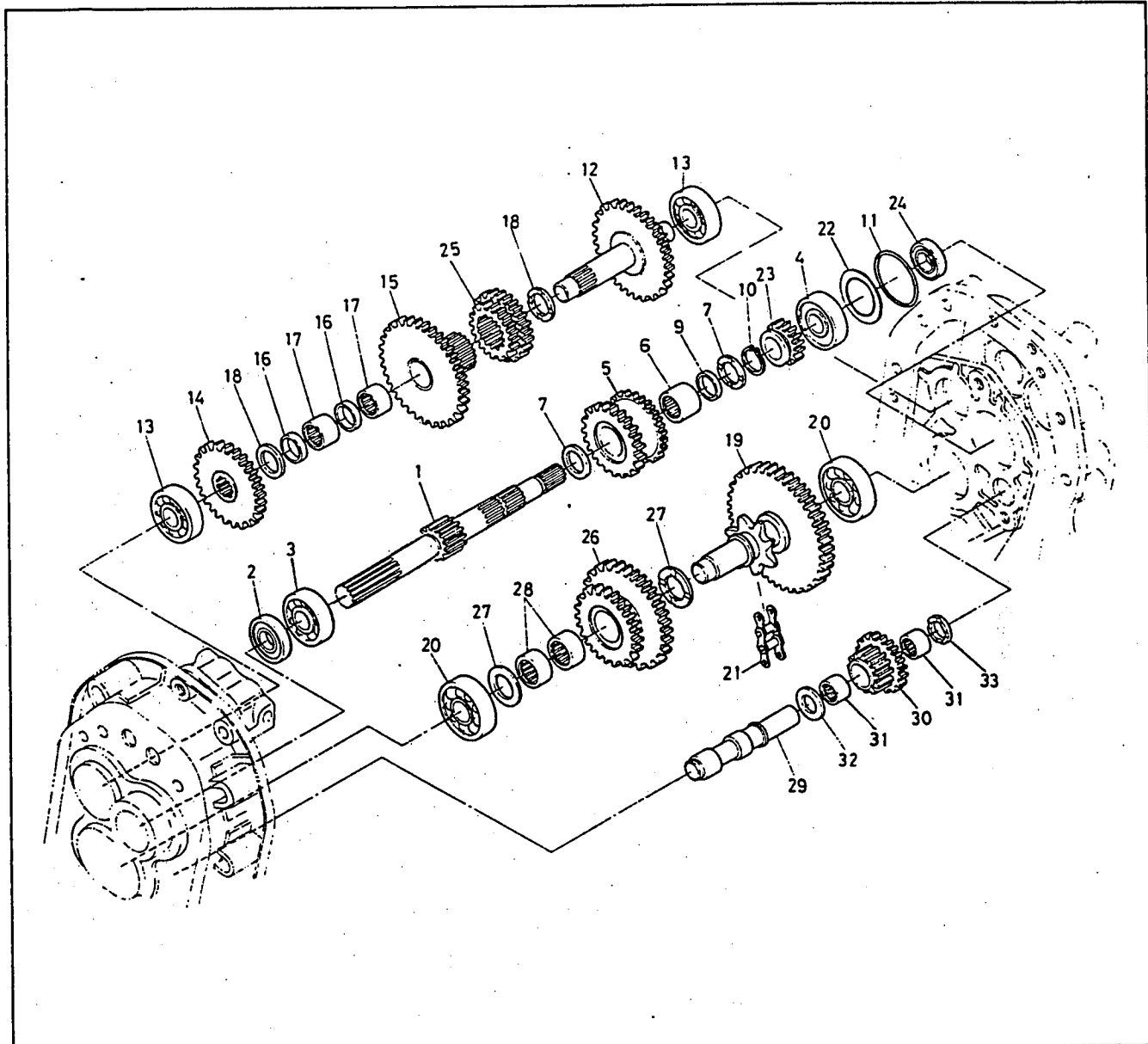
### INTERIEUR DE LA BOITE DE VITESSES TRANSMISSION-INSIDE GETRIEBE, INNENTEILE

[T450(-D)]  
[T550(-D)]  
[T650(-D)]

REF. No. TEIL Nr.	No. DE CODE CODE No. CODE NR.	DESCRIPTION BEZEICHNUNG	UNITÉ.UNIT.GERÄT												INTERCHANGEABILITE INTERCHANGEABILITY AUSTAUSCHBARKEIT		REMARQUES REMARKS BEMERKUNGEN							
			T450(-D)						T550(-D)			T650(-D)			NUMERO DE REVISION REVISION-Nr.	NUMERO DE SERIE SERIAL-Nr.								
			FR	WG	UK	SW	SP	FI	HO	MA	FR	WG	SP	HO				FR	WG	HO	MA			
17	08822-53020	Roulement à aiguilles BEARING, NEEDLE Madellager									1	1	1	1							~52542 ~50110 (WG)			
17	08822-53020	Roulement à aiguilles BEARING, NEEDLE Madellager															1	1	1	1			~52542 ~50050 (WG)	
17	08821-82217	Roulement à aiguilles BEARING, NEEDLE Madellager	2	2	2	2	2	2	2	2											61361-88	60001~	C	
17	08821-82217	Roulement à aiguilles BEARING, NEEDLE Madellager									2	2	2	2							61361-88	60001~	C	
17	08821-82217	Roulement à aiguilles BEARING, NEEDLE Madellager															2	2	2	2	61361-88	60001~	C	
18	61321-1425-0	Entretoise 2 COLLAR, THRUST SHAFT 2 Distanzscheibe	2	2	2	2	2	2	2	2												~51622 ~50050 (WG)		
18	61321-1425-0	Entretoise 2 COLLAR, THRUST SHAFT 2 Distanzscheibe									2	2	2	2								~52542 ~50110 (WG)		
18	61321-1425-0	Entretoise 2 COLLAR, THRUST SHAFT 2 Distanzscheibe															2	2	2	2		~52542 ~50050 (WG)		
18	61361-1413-0	Entretoise 1 COLLAR, THRUST 1 Distanzscheibe	2	2	2	2	2	2	2	2											61361-89	60001~	C	
18	61361-1413-0	Entretoise 1 COLLAR, THRUST 1 Distanzscheibe 1									2	2	2	2							61361-89	60001~	C	
18	61361-1413-0	Entretoise 1 COLLAR, THRUST 1 Distanzscheibe 1															2	2	2	2	61361-89	60001~	C	
19	61321-1431-2	Arbre 3 complet COMP SHAFT, 3 Welle komplett	1	1	1	1	1	1	1	1												~51622 ~50050 (WG)		
19	61321-1431-2	Arbre 3 complet COMP SHAFT, 3 Welle komplett									1	1	1	1								~52542 ~50110 (WG)		
19	61321-1431-2	Arbre 3 complet COMP SHAFT, 3 Welle komplett															1	1	1	1		~52542 ~50050 (WG)		
19	61361-1431-0	Arbre 3 complet COMP SHAFT, 3 Welle komplett	1	1	1	1	1	1	1	1											61361-91	60001~	C	
19	61361-1431-0	Arbre 3 complet COMP SHAFT, 3 Welle komplett									1	1	1	1							61361-91	60001~	C	

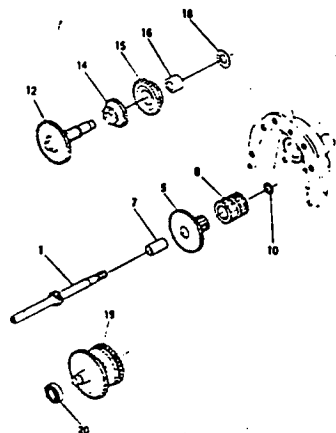
FIG.3

INTERIEUR DE LA BOITE DE VITESSES  
TRANSMISSION-INSIDE  
GETRIEBE, INNENTEILE



REF. No., TEIL. Nr.

- ① 61321-1411-0
- ② 61321-1412-0
- ③ 61321-1413-0
- ④ 61361-1416-0
- ⑤ 61321-1421-0
- ⑥ 61321-1422-0
- ⑦ 61321-1423-0
- ⑧ 61321-1424-0
- ⑨ 61321-1425-0
- ⑩ 61321-1431-0



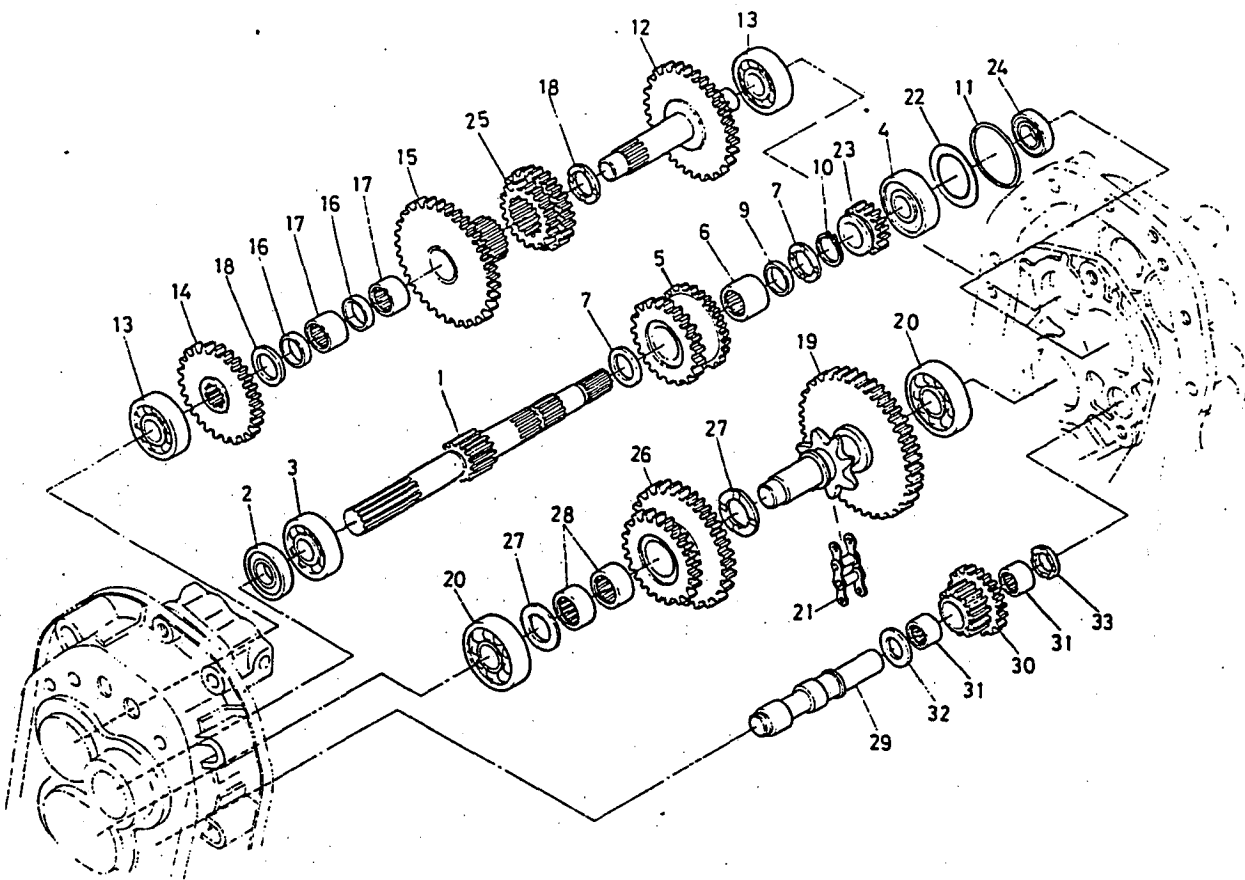


# G12-L

## FIG.3

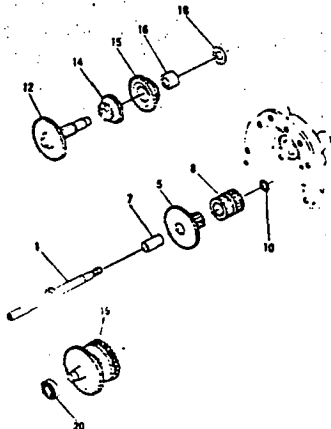
INTERIEUR DE LA BOITE DE VITESSES  
TRANSMISSION-INSIDE  
GETRIEBE, INNENTEILE

[T450(-D)]  
[T550(-D)]  
[T650(-D)]



REF. No., TEIL. Nr.

- ① 61321-1411-0
- ③ 61321-1412-0
- ⑦ 61321-1413-0
- ⑧ 61361-1416-0
- ⑫ 61321-1421-0
- ⑬ 61321-1422-0
- ⑭ 61321-1423-0
- ⑮ 61321-1424-0
- ⑰ 61321-1425-0
- ⑲ 61321-1431-0



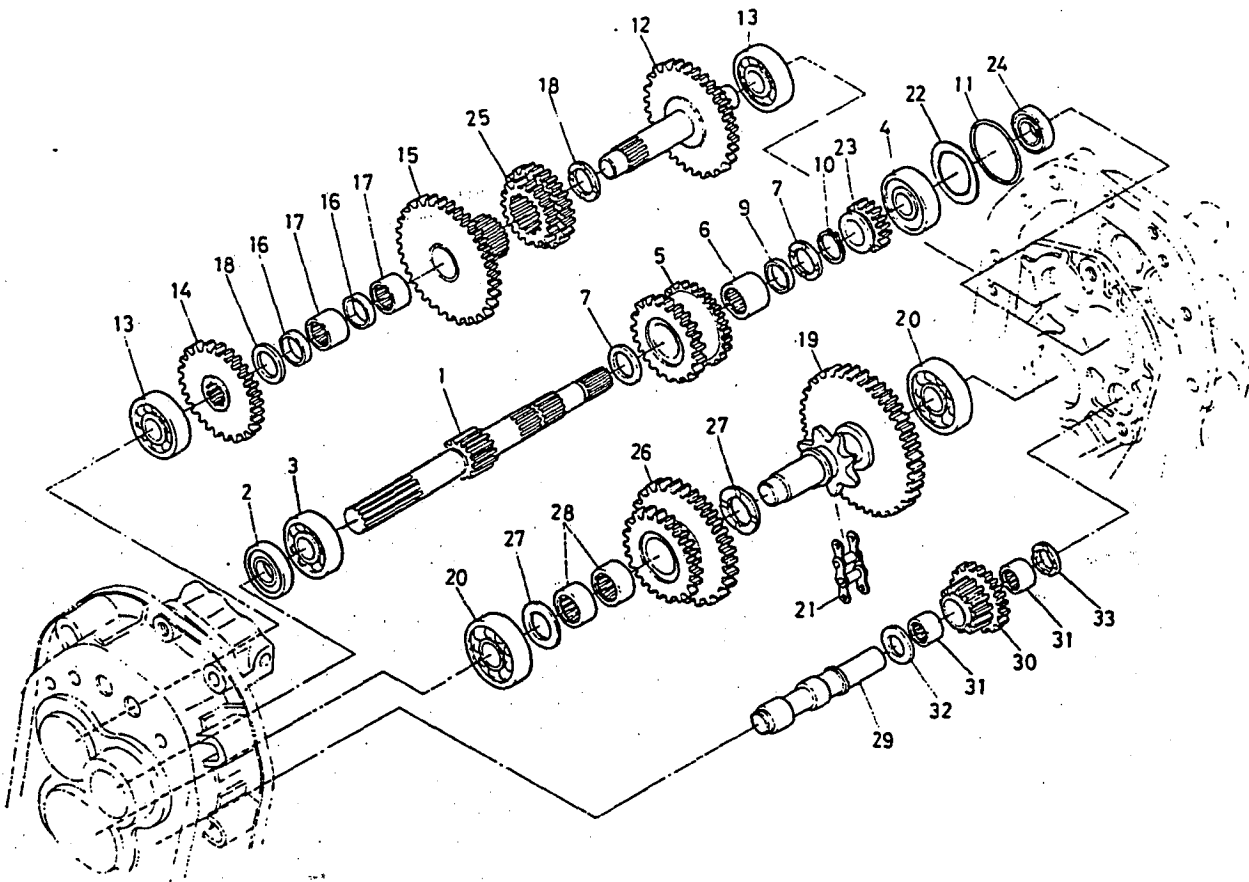


G13-L

FIG.3

INTERIEUR DE LA BOITE DE VITESSES  
TRANSMISSION-INSIDE  
GETRIEBE, INNENTEILE

[T450(-D)]  
[T550(-D)]  
[T650(-D)]



REF. No.: TEIL. Nr.

- ① 61321-1411-0
- ② 61321-1412-0
- ③ 61321-1413-0
- ④ 61361-1416-0
- ⑤ 61321-1421-0
- ⑥ 61321-1422-0
- ⑦ 61321-1423-0
- ⑧ 61321-1424-0
- ⑨ 61321-1425-0
- ⑩ 61321-1431-0

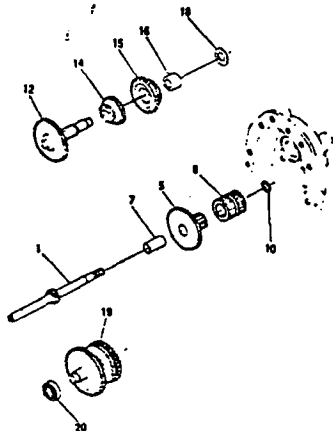


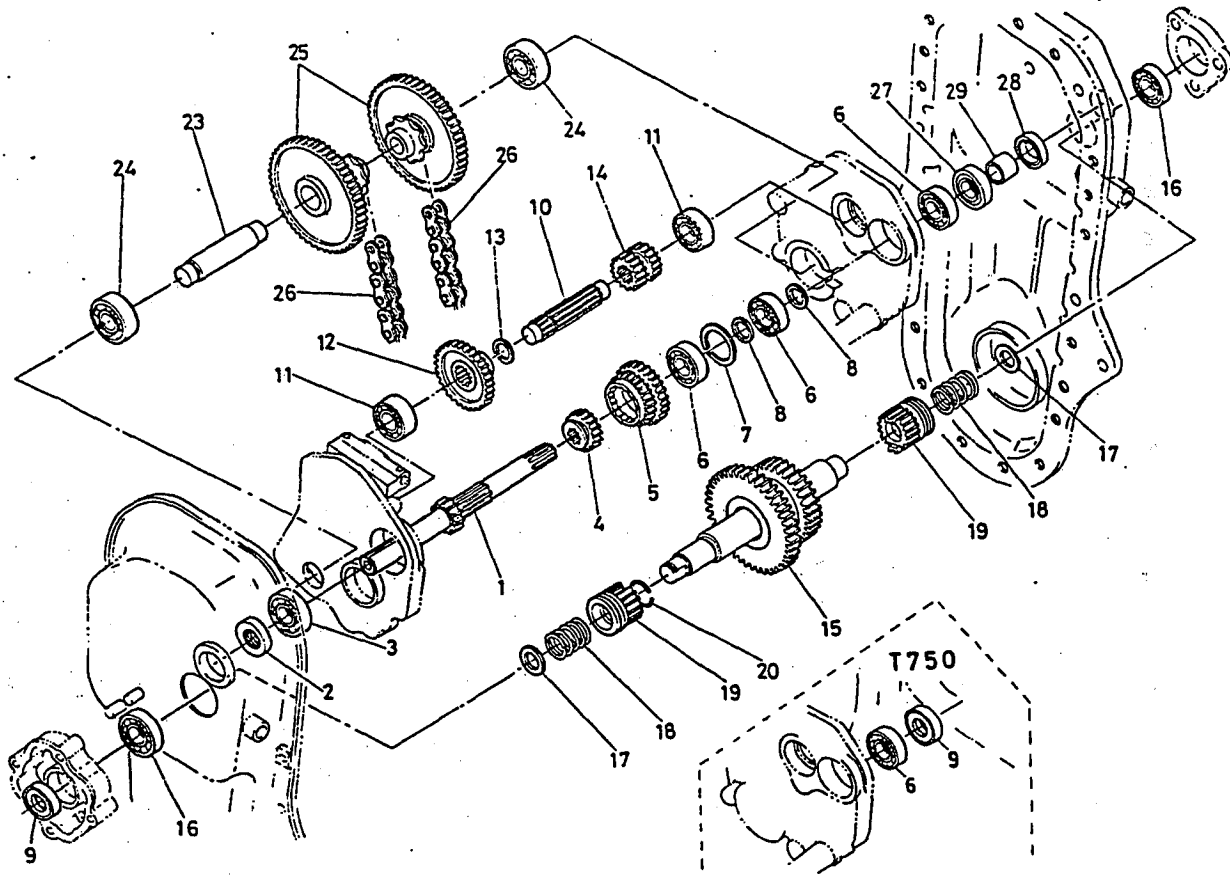




FIG.3

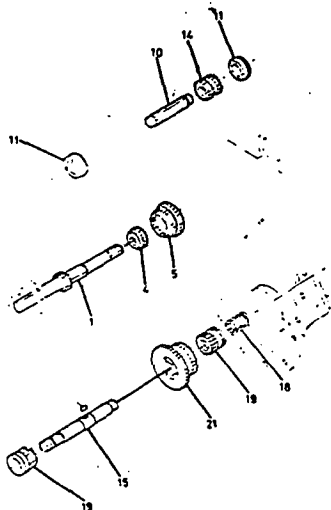
INTERIEUR DE LA BOITE DE VITESSES  
TRANSMISSION-INSIDE  
GETRIEBE, INNENTEILE

[T750(-D)]  
[T850(-D)]



REF. No., TEIL Nr.

- |                |                |
|----------------|----------------|
| ① 62571-1411-0 | ⑭ 62571-1423-0 |
| ④ 62571-1412-0 | ⑮ 62571-1431-0 |
| ⑤ 62571-1413-0 | ⑯ 62071-1444-0 |
| ⑩ 62571-1421-0 | ⑰ 62571-1432-0 |
| ⑪ 08151-06203  | ⑱ 62571-1433-0 |



REF. No., TEIL Nr.

- |                |                |
|----------------|----------------|
| ⑬ 62571-1431-2 | ⑲ 62571-1433-0 |
| ⑳ 62081-1429-0 | ㉑ 05912-00516  |

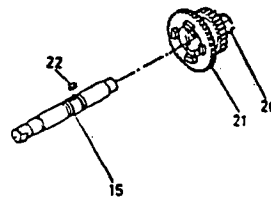


FIG.3

INTERIEUR DE LA BOITE DE VITESSES  
TRANSMISSION-INSIDE  
GETRIEBE, INNENTEILE

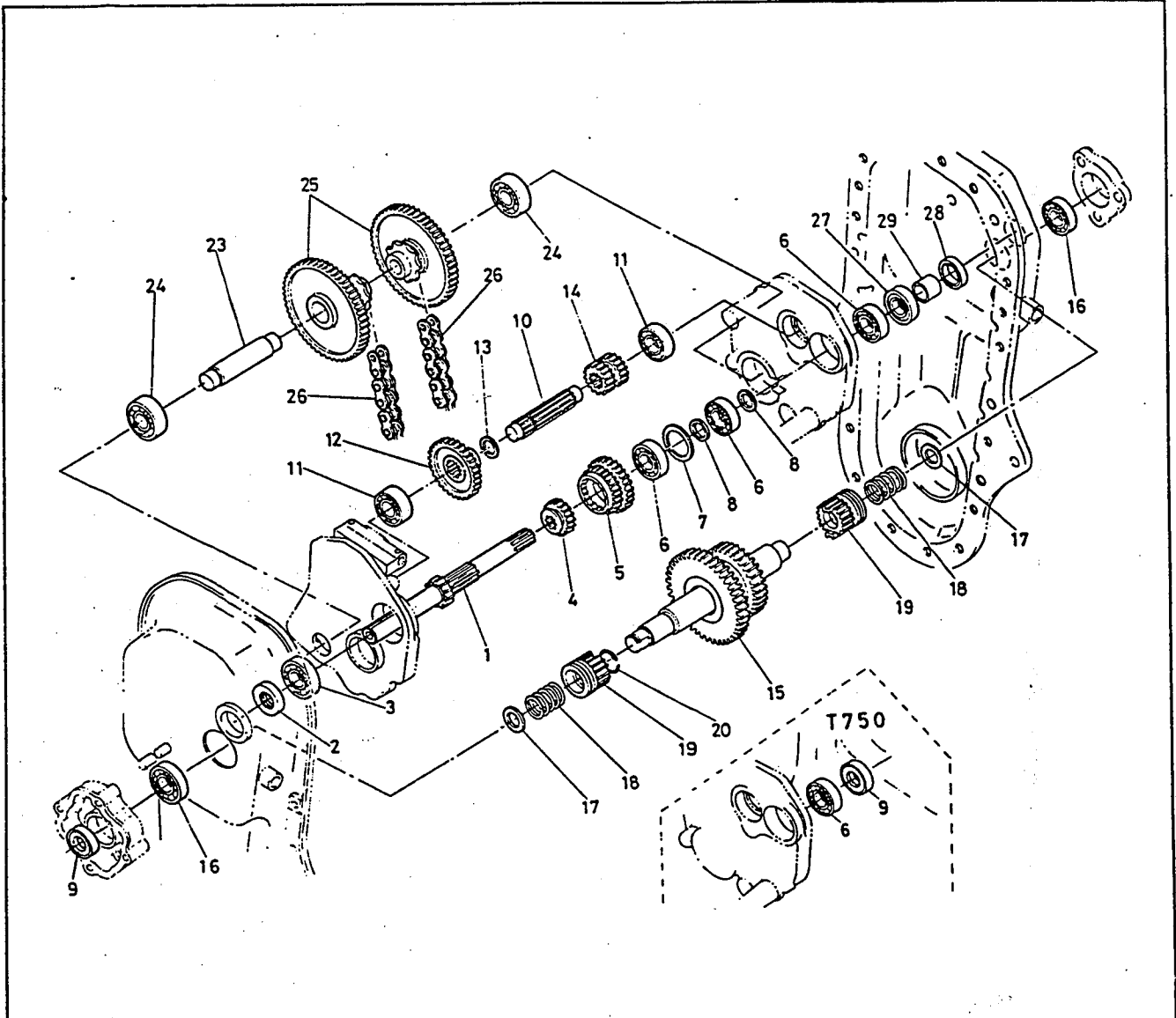
[T750(-D)]  
[T850(-D)]

REF. No. TEIL Nr.	No. DE CODE CODE No. CODE NR.	DESCRIPTION BEZEICHNUNG	UNITÉ.UNIT.GERÄT						INTERCHANGEABILITE INTERCHANGEABILITY AUSTAUSCHBARKEIT		REMARQUES REMARKS BEMERKUNGEN
			T750(-D)			T850(-D)			NUMERO DE REVISION REVISION No. REVISION-Nr.	NUMERO DE SERIE SERIAL No. SERIAL-Nr.	
			FR	WG	HO	FR	WG				
1	62571-1411-0	Arbre 1 SHAFT 1 Welle 1	1						~60003		
1	62571-1411-0	Arbre 1 SHAFT 1 Welle 1					1		~51073		
1	62571-1411-3	Arbre 1 SHAFT 1 Welle 1	1	1	1			62571-196	50001~	C	
1	62571-1411-3	Arbre 1 SHAFT 1 Welle 1					1	1	62571-196	50001~	C
2	09500-20358	Bague SEAL, OIL Dichtring	1	1	1	1	1				
3	08101-06004	Roulement à billes BEARING, BALL Kugellager	1	1	1	1	1				
4	62571-1412-0	Pignon 16 GEAR, 16 Zahnrad 16	1						~60003		
4	62571-1412-0	Pignon 16 GEAR, 16 Zahnrad 16					1		~51073		
4	62571-1412-2	Pignon 16 GEAR, 16 Zahnrad 16	1	1	1			62571-189	50001~	C	
4	62571-1412-2	Pignon 16 GEAR, 16 Zahnrad 16					1	1	62571-189	50001~	C
5	62571-1413-0	Pignon 26-30 GEAR, 26-30 Zahnrad 26-30	1						~60003		
5	62571-1413-0	Pignon 26-30 GEAR, 26-30 Zahnrad 26-30					1		~51073		
5	62571-1413-4	Pignon 26-30 GEAR, 26-30 Zahnrad 26-30	1	1	1			62571-190	50001~	C	
5	62571-1413-4	Pignon 26-30 GEAR, 26-30 Zahnrad 26-30					1	1	62571-190	50001~	C
6	08101-06203	Roulement à billes BEARING, BALL Kugellager	3	3	3	3	3				
7	04611-00400	Circlip CIR-CLIP, INTERNAL Klemmring	1	1	1	1	1				

FIG.3

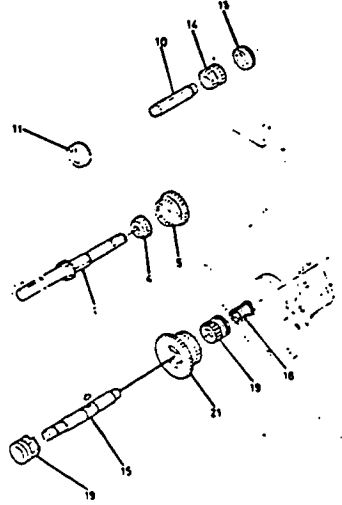
INTERIEUR DE LA BOITE DE VITESSES  
TRANSMISSION-INSIDE  
GETRIEBE, INNENTEILE

[T750(-D)]  
[T850(-D)]



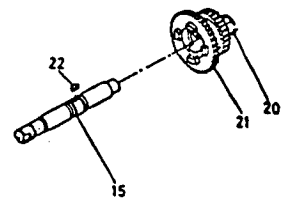
REF. No., TEIL Nr.

- |                |                |
|----------------|----------------|
| ① 62571-1411-0 | ⑬ 62571-1423-0 |
| ④ 62571-1412-0 | ⑭ 62571-1431-0 |
| ⑤ 62571-1413-0 | ⑮ 62071-1444-0 |
| ⑩ 62571-1421-0 | ⑰ 62571-1432-0 |
| ⑪ 08151-06203  | ⑱ 62571-1433-0 |



REF. No., TEIL Nr.

- |                |                |
|----------------|----------------|
| ⑲ 62571-1431-2 | ⑳ 62571-1433-0 |
| ⑳ 62081-1429-0 | ㉑ 05912-00516  |



## FIG.3

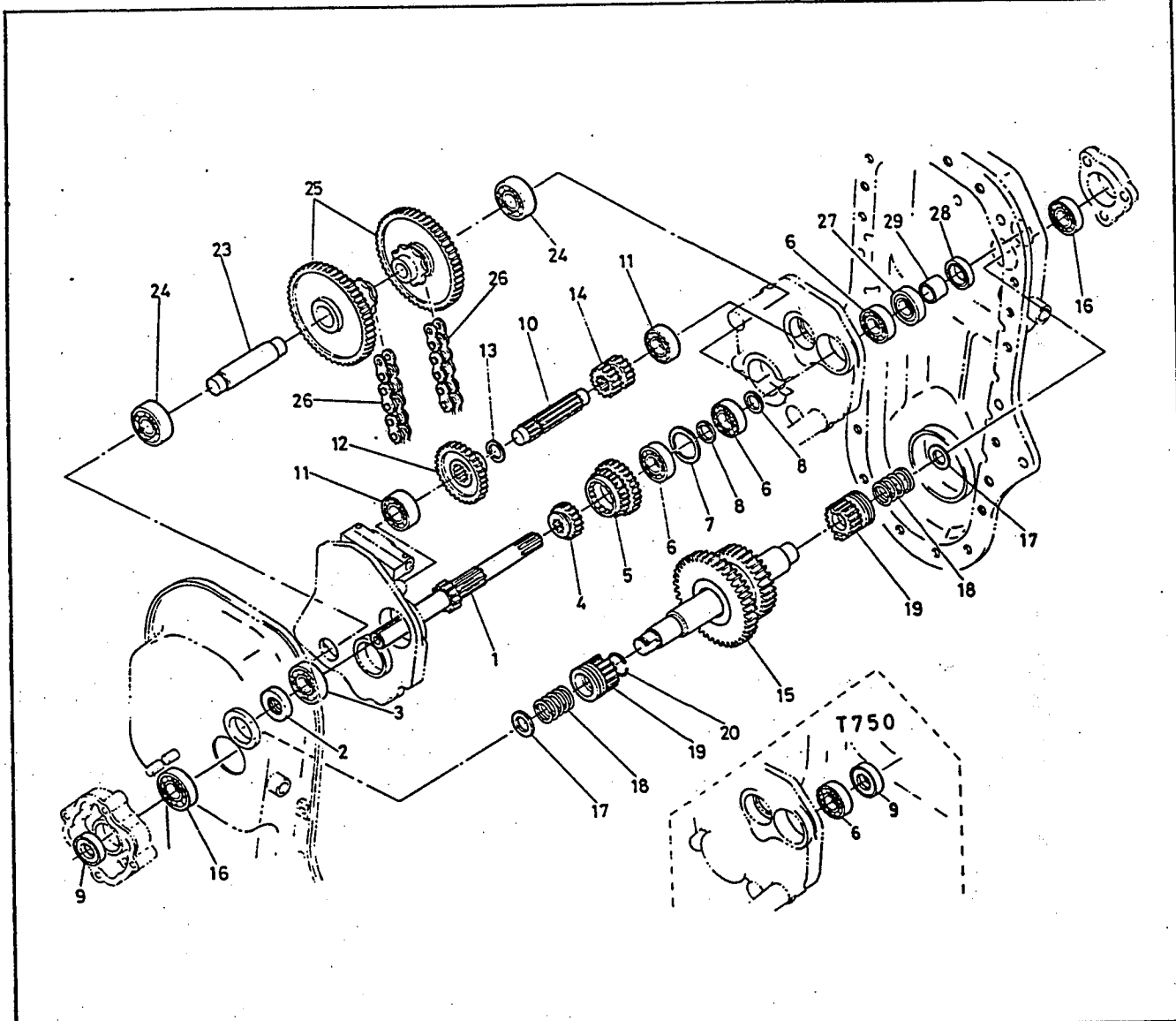
INTERIEUR DE LA BOITE DE VITESSES  
TRANSMISSION-INSIDE  
GETRIEBE, INNENTEILE[T750(-D)]  
[T850(-D)]

REF. No. TEIL Nr.	No. DE CODE CODE No. CODE NR.	DESCRIPTION BEZEICHNUNG	UNITÉ.UNIT.GERÄT						INTERCHANGEABILITE INTERCHANGEABILITY AUSTAUSCHBARKEIT		REMARQUES REMARKS BEMERKUNGEN
			T750(-D)			T850(-D)			NUMERO DE REVISION REVISION No. REVISION-Nr.	NUMERO DE SERIE SERIAL No. SERIAL-Nr.	
			FR	WG	HO	FR	WG				
8	62571-1414-0	Entretoise COLLAR Distanzscheibe	2	2	2	2	2				
9	09500-17358	Bague SEAL, OIL Dichtring	1	1	1	1	1				
10	62571-1421-0	Arbre 2 SHAFT 2 Welle 2	1						~60003		
10	62571-1421-0	Arbre 2 SHAFT 2 Welle 2					1		~51073		
10	62571-1421-2	Arbre 2 SHAFT 2 Welle 2	1	1	1			62571-192	50001~	C	
10	62571-1421-2	Arbre 2 SHAFT 2 Welle 2					1	1	62571-192	50001~	C
11	08151-06203	Roulement à billes BEARING, BALL Kugellager	2						~60003		
11	08151-06203	Roulement à billes BEARING, BALL Kugellager					2		~51073		
11	08101-06203	Roulement à billes BEARING, BALL Kugellager	2	2	2			62581-38	60005~ 60001 (WG)~	C	
11	08101-06203	Roulement à billes BEARING, BALL Kugellager					2	2	62331-33	60001~	C
12	62571-1422-0	Pignon 33 GEAR, 33 Zahnrad	1	1	1	1	1				
13	04612-00210	Circlip CIR-CLIP, EXTERNAL Klemmring	1	1	1	1	1				
14	62571-1423-0	Arbre 15 GEAR, 15 Zahnrad	1	1					~60003		
14	62571-1423-0	Arbre 15 GEAR, 15 Zahnrad					1	1	~51073		
14	62571-1423-2	Arbre 15 GEAR, 15 Zahnrad	1	1	1			62571-193	50001~	C	
14	62571-1423-2	Arbre 15 GEAR, 15 Zahnrad					1	1	62571-193	50001~	C

## FIG.3

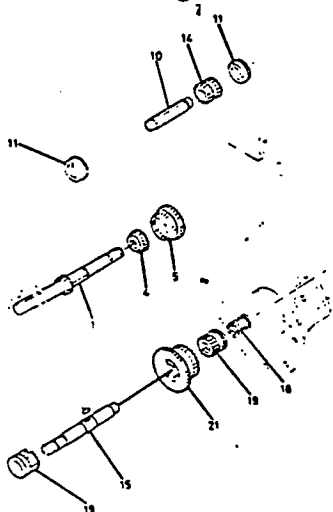
INTERIEUR DE LA BOITE DE VITESSES  
TRANSMISSION-INSIDE  
GETRIEBE, INNENTEILE

[T750(-D)]  
[T850(-D)]



REF. No., TEIL Nr.

- |                |                |
|----------------|----------------|
| ① 62571-1411-0 | ⑭ 62571-1423-0 |
| ④ 62571-1412-0 | ⑮ 62571-1431-0 |
| ⑤ 62571-1413-0 | ⑯ 62071-1444-0 |
| ⑩ 62571-1421-0 | ⑰ 62571-1432-0 |
| ⑪ 08151-06203  | ⑱ 62571-1433-0 |



REF. No., TEIL Nr.

- |                |                |
|----------------|----------------|
| ⑬ 62571-1431-2 | ⑳ 62571-1433-0 |
| ⑳ 62081-1429-0 | ㉑ 05912-00516  |

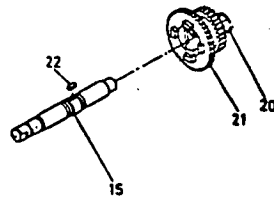


FIG.3

 INTERIEUR DE LA BOITE DE VITESSES  
 TRANSMISSION-INSIDE  
 GETRIEBE, INNENTEILE

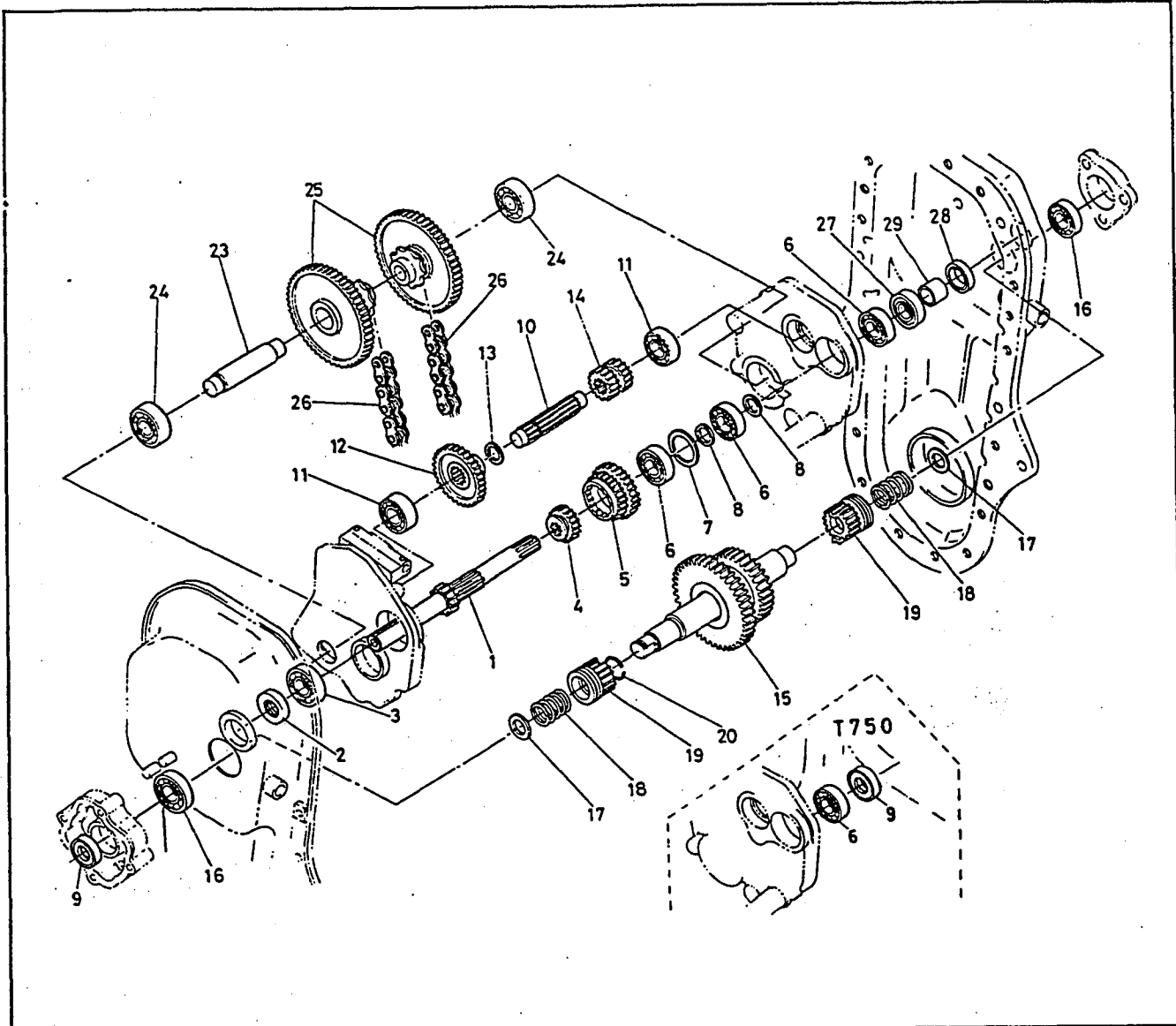
 (T750(-D))  
 (T850(-D))

REF. No. TEIL Nr.	No. DE CODE CODE No. CODE NR.	DESCRIPTION BEZEICHNUNG	UNITÉ. UNIT. GERÄT						INTERCHANGEABILITE INTERCHANGEABILITY AUSTAUSCHBARKEIT		REMARQUES REMARKS BEMERKUNGEN
			T750(-D)			T850(-D)			NUMERO DE REVISION REVISION No. REVISION-Nr.	NUMERO DE SERIE SERIAL No. SERIAL-Nr.	
			FR	WG	HO	FR	WG				
15	62571-1431-0	Arbre 3 SHAFT, 3 Welle 3	1						~60003		
15	62571-1431-0	Arbre 3 SHAFT, 3 Welle 3					1		~51073		
15	62571-1431-2	Arbre 3 SHAFT, 3 Welle 3	1					62571-197	50001~ 60003	C	
15	62571-1431-2	Arbre 3 SHAFT, 3 Welle 3					1	62571-197	50001~ 51073	C	
15	62581-1430-0	Arbre 3 complet COMP SHAFT, 3 Welle 3 komplett	1					62581-84	50001~ 60003	C	
15	62581-1430-0	Arbre 3 complet COMP SHAFT, 3 Welle 3 komplett					1	62581-84	50001~ 51073	C	
15	62581-1430-2	Arbre 3 complet COMP SHAFT, 3 Welle 3 komplett	1	1	1			62581-91	60005~ 60001 (WG)~	C	
15	62581-1430-2	Arbre 3 complet COMP SHAFT, 3 Welle 3 komplett					1	1	62581-91	60001~	C
16	08101-06203	Roulement à billes BEARING, BALL Kugellager	2	2	2	2	2				
17	62081-1426-0	Entretoise 4 COLLAR, 4 Distanzring 4	2	2	2	2	2				
18	62071-1444-0	Ressort SPRING Feder	2						~60004		
18	62071-1444-0	Ressort SPRING Feder					2		~51073		
18	62271-1434-0	Ressort SPRING Feder	2	2	2			62581-93	60005~ 60001 (WG)~	C	
18	62271-1434-0	Ressort SPRING Feder					2	2	62581-93	60001~	C
19	62571-1432-0	Pignon 16 GEAR, 16 Zahnrad 16	2						~60003		
19	62571-1432-0	Pignon 16 GEAR, 16 Zahnrad 16					2		~51073		

FIG.3

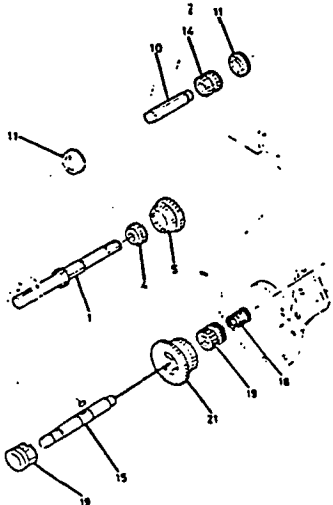
INTERIEUR DE LA BOITE DE VITESSES  
TRANSMISSION-INSIDE,  
GETRIEBE, INNENTEILE

[T750(-D)]  
[T850(-D)]



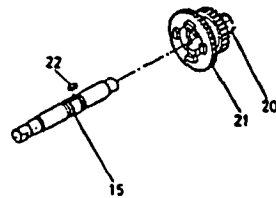
REF. No., TEIL Nr.

- |                |                |
|----------------|----------------|
| ① 62571-1411-0 | ⑭ 62571-1423-0 |
| ④ 62571-1412-0 | ⑮ 62571-1431-0 |
| ⑤ 62571-1413-0 | ⑯ 62071-1444-0 |
| ⑩ 62571-1421-0 | ⑰ 62571-1432-0 |
| ⑪ 08151-06203  | ⑱ 62571-1433-0 |



REF. No., TEIL Nr.

- |                |                |
|----------------|----------------|
| ⑳ 62571-1431-2 | ㉑ 62571-1433-0 |
| ㉒ 62081-1429-0 | ㉓ 05912-00516  |





H01-R

FIG.3

INTERIEUR DE LA BOITE DE VITESSES  
TRANSMISSION-INSIDE  
GETRIEBE, INNENTEILE

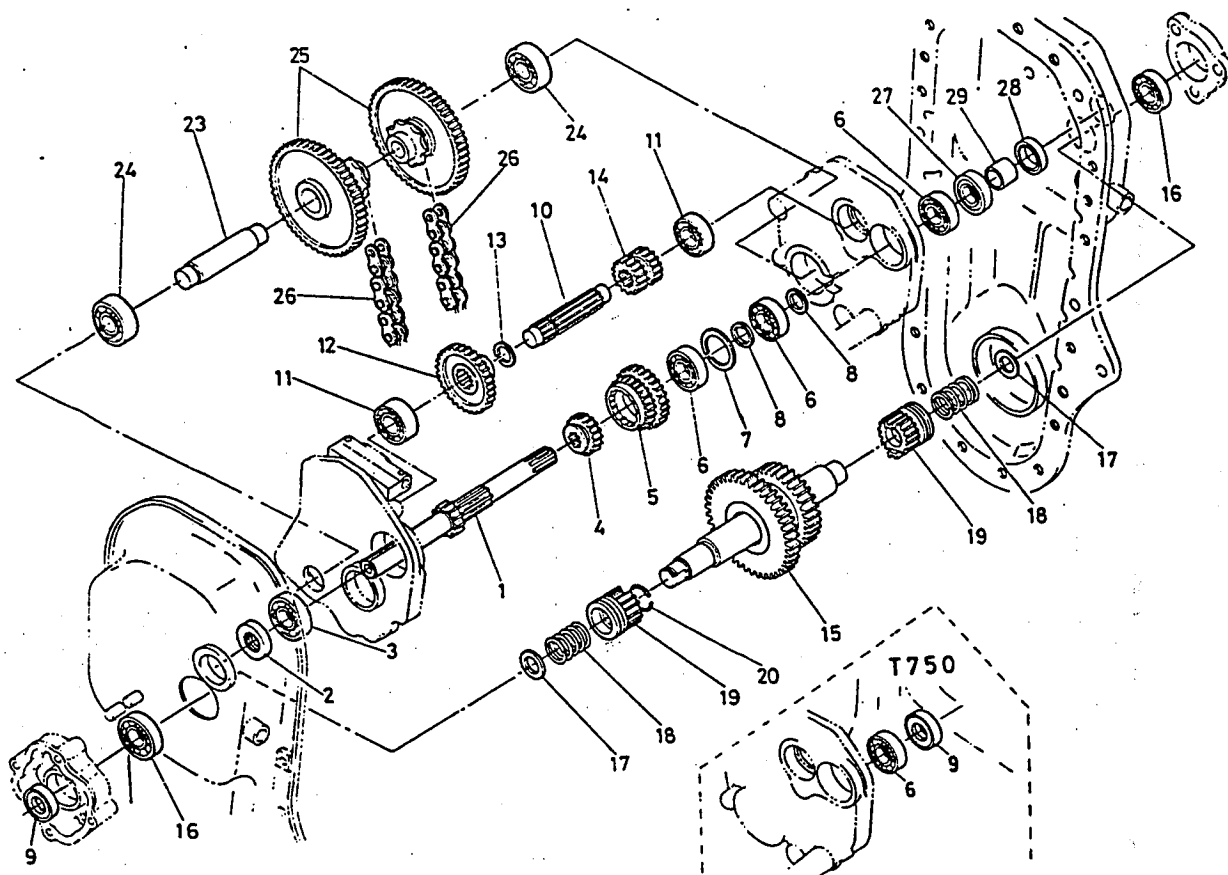
[T750(-D)]  
[T850(-D)]

REF. No. TEIL Nr.	No. DE CODE CODE No. CODE NR.	DESCRIPTION BEZEICHNUNG	UNITÉ.UNIT.GERÄT						INTERCHANGEABILITY AUSTAUSCHBARKEIT		REMARKS REMARKS BEMERKUNGEN
			T750(-D)			T850(-D)			NUMERO DE REVISION REVISION No. REVISION-Nr.	NUMERO DE SERIE SERIAL No. SERIAL-Nr.	
			FR	WG	HO	FR	WG				
19	62571-1432-2	Pignon 16 GEAR, 16 Zahnrad 16	2					62571-198	50001~ 51342	C	
19	62571-1432-2	Pignon 16 GEAR, 16 Zahnrad 16					2	62571-198	50001~ 51073	C	
19	62581-1432-0	Pignon 16 GEAR, 16 Zahnrad 16	2	2	2			62581-92	60005~ 60001 (WG)~	C	
19	62581-1432-0	Pignon 16 GEAR, 16 Zahnrad 16					2	2	62581-92	60001~	C
20	62081-1429-0	Circlip CIR-CLIP Klemmring	2					62581-84	~60003		
20	62081-1429-0	Circlip CIR-CLIP Klemmring					2	62581-84	~51073		
21	62571-1433-0	Pignon 39-29 GEAR, 39-29 Zahnrad 39-29	1					62581-84	~60003		
21	62571-1433-0	Pignon 39-29 GEAR, 39-29 Zahnrad 39-29					1	62581-84	~51073		
22	05912-00516	Clavette KEY, STRAIGHT Keil	1					62581-84	~60003		
22	05912-00516	Clavette KEY, STRAIGHT Keil					1	62581-84	~51073		
23	62571-1441-0	Arbre 4 SHAFT, 4 Welle 4	1	1	1	1	1				
24	08151-06303	Roulement à billes BEARING, BALL Kugellager	2	2					~51342		
24	08151-06303	Roulement à billes BEARING, BALL Kugellager					2	2	~51073		
24	08101-06303	Roulement à billes BEARING, BALL Kugellager	2	2	2			62331-33	50001~	C	
24	08101-06303	Roulement à billes BEARING, BALL Kugellager					2	2	62331-33	50001~	C
25	62571-1442-0	Pignon 60-9 GEAR, 60-9 Kettenzahnrad	2	2	2	2	2				

FIG.3

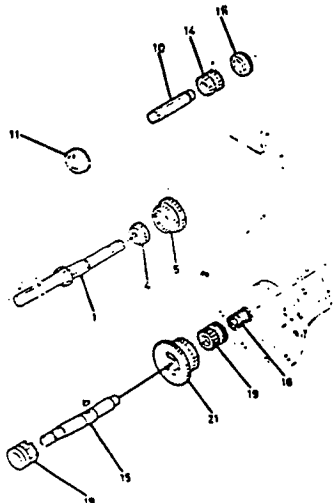
INTERIEUR DE LA BOITE DE VITESSES  
TRANSMISSION-INSIDE  
GETRIEBE, INNENTEILE

[T750(-D)]  
[T850(-D)]



REF. No., TEIL Nr.

- |                |                |
|----------------|----------------|
| ① 62571-1411-0 | ⑭ 62571-1423-0 |
| ④ 62571-1412-0 | ⑮ 62571-1431-0 |
| ⑤ 62571-1413-0 | ⑯ 62071-1444-0 |
| ⑩ 62571-1421-0 | ⑰ 62571-1432-0 |
| ⑪ 08151-06203  | ⑱ 62571-1433-0 |



REF. No., TEIL Nr.

- |                |                |
|----------------|----------------|
| ⑬ 62571-1431-2 | ⑳ 62571-1433-0 |
| ㉑ 62081-1429-0 | ㉒ 05912-00516  |

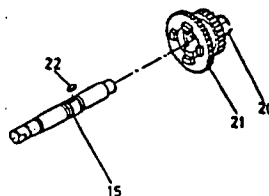





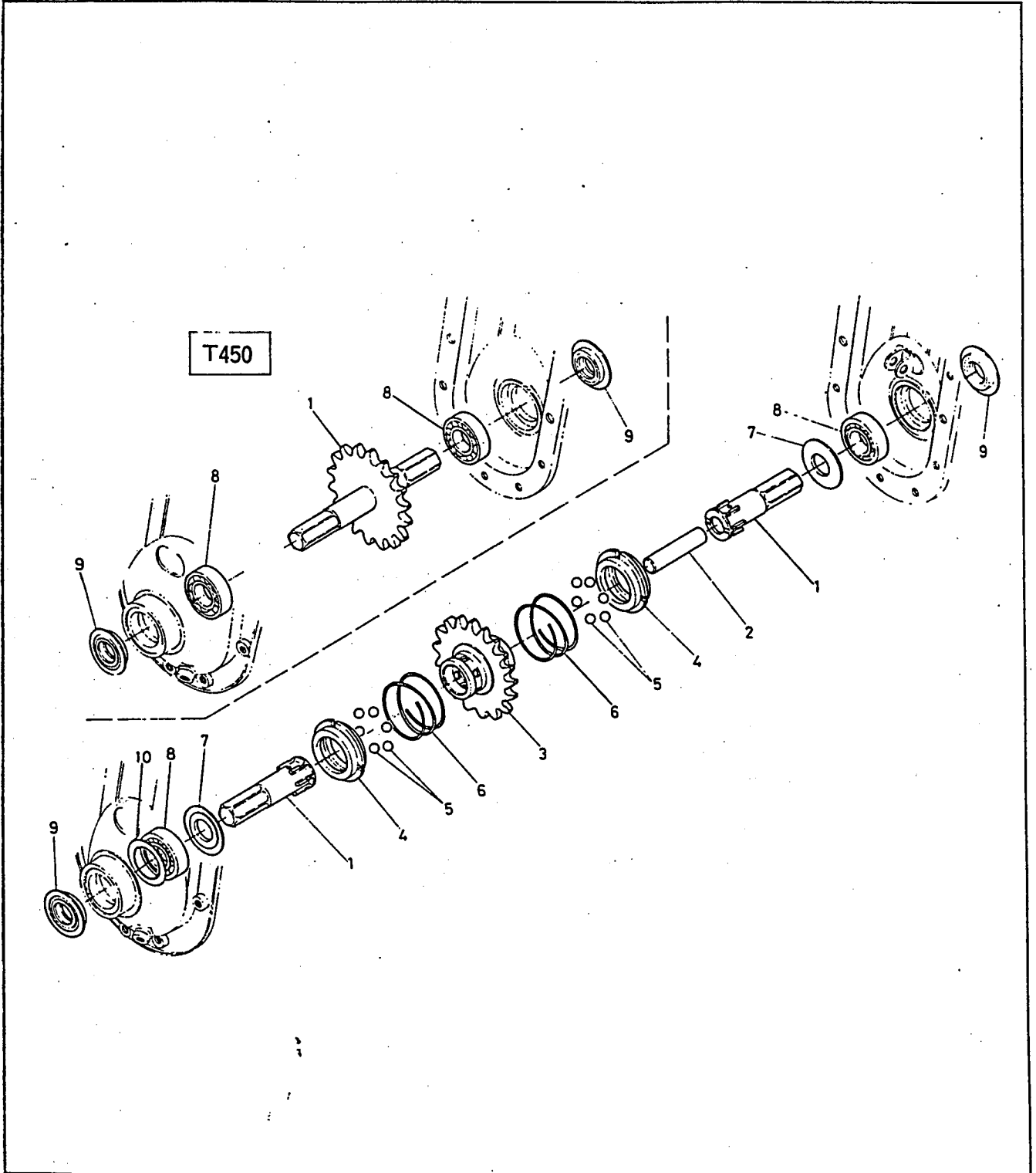
FIG.4

AXE  
AXLE  
ACHSE

(VIEUX TYPE)  
(OLD TYPE)  
(ALTER TYP)

{ ~70000  
~65000 (WG) }

[T450]  
[T550]  
[T650]



## FIG.4

AXE  
AXLE  
ACHSE

(VIEUX TYPE)  
(OLD TYPE)  
(ALTER TYP)

{ ~70000  
~65000 (WG) }

[T450]  
[T550]  
[T650]

REF. No. TEL Nr.	No. DE CODE CODE No. CODE NR.	DESCRIPTION BEZEICHNUNG	UNITÉ · UNIT · GERÄT									INTERCHANGEABILITY AUSTAUSCHBARKEIT		REMARQUES REMARKS BEMERKUNGEN		
			T450					T550			T650		NUMERO DE REVISION REVISION-Nr.		NUMERO DE SERIE SERIAL-Nr.	
			FR	WG	UK	SW	SP	FR	WG	SP	FR	WG				
1	61311-1711-0	Axe complet COMP, AXLE Achse, Komplett	1		1	1	1								50001 ~70000 50001 ~65000 (WG)	
1	61341-1711-0	Axe complet COMP, AXLE Achse, Komplett	1	1	1	1	1						61351-43	50001 ~70000 50001 ~65000 (WG)	C	
1	61341-1711-2	Axe complet COMP, AXLE Achse, Komplett	1	1	1	1	1						61341-73	50001 ~70000 50001 ~65000 (WG)	B	
1	61321-1711-0	Axe AXLE Achse							2	2	2			50001 ~70000 50001 ~65000 (WG)		
1	61321-1711-0	Axe AXLE Achse										2	2	50001 ~70000 50001 ~65000 (WG)		
1	61351-1711-0	Axe AXLE Achse							2	2	2		61351-42	50001 ~70000 50001 ~65000 (WG)	C	
1	61351-1711-0	Axe AXLE Achse									2	2	61351-42	50001 ~70000 50001 ~65000 (WG)	C	
2	61311-1712-0	Entretoise COLLAR, AXLE Achshülse	1	1	1	1	1						61341-73	50001 ~70000 50001 ~65000 (WG)		
2	61321-1712-0	Axe AXLE, INNER Innenhülse							1	1	1			50001 ~70000 50001 ~65000 (WG)		
3	61321-1713-0	Pignon 18 SPROCKET, 18 Kettenzahnrad 18										1	1	50001 ~70000 50001 ~65000 (WG)		
4	61321-1714-0	Support billes SUPPORT, BALL Tragring							2	2	2			50001 ~70000 50001 ~65000 (WG)		
4	61321-1714-0	Support billes SUPPORT, BALL Tragring									2	2		50001 ~70000 50001 ~65000 (WG)		
4	61321-1714-5	Support billes SUPPORT, BALL Tragring							2	2	2	2	2	61321-293	50001 ~70000 50001 ~65000 (WG)	B
5	07715-01605	Bille BALL Kugel							12	12	12	12	12	50001 ~70000 50001 ~65000 (WG)		
6	61321-1715-0	Ressort SPRING Feder							2	2	2	2	2	50001 ~70000 50001 ~65000 (WG)		
7	61321-1716-0	Entretoise 1 COLLAR, AXLE 1 Scheibe 1							2	2	2	2	2	50001 ~70000 50001 ~65000 (WG)		

FIG.4

AXE  
AXLE  
ACHSE

(VIEUX TYPE)  
(OLD TYPE)  
(ALTER TYP)

[~70000  
~65000 (WG)]

[T450]  
[T550]  
[T650]

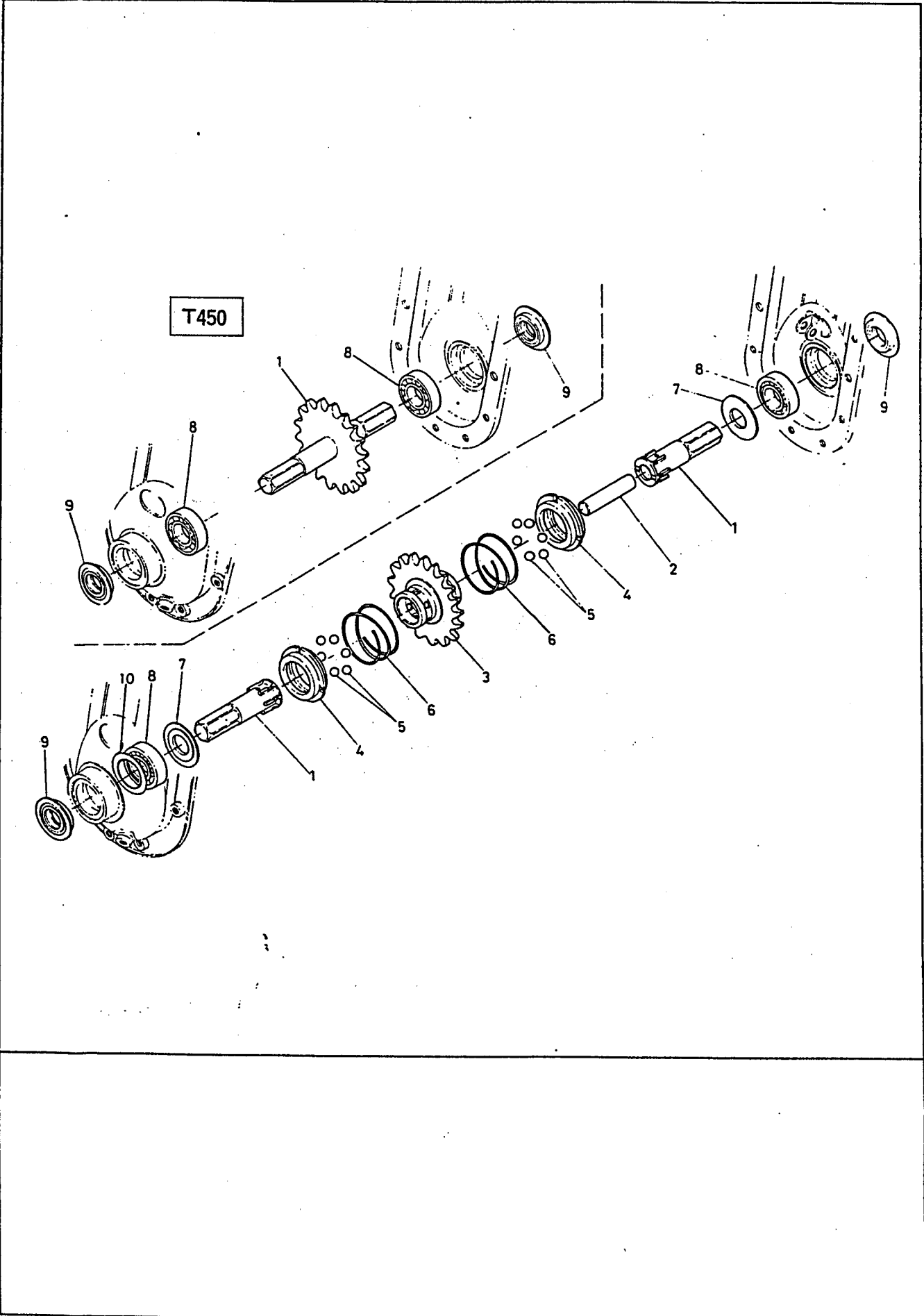




FIG.4

AXE  
AXLE  
ACHSE.

(NEUF TYPE)  
(NEW TYPE)  
(NEUER TYP)

{ 70001 ~  
65001 (WG) ~ }

{ T450-D  
T550-D  
T650-D }

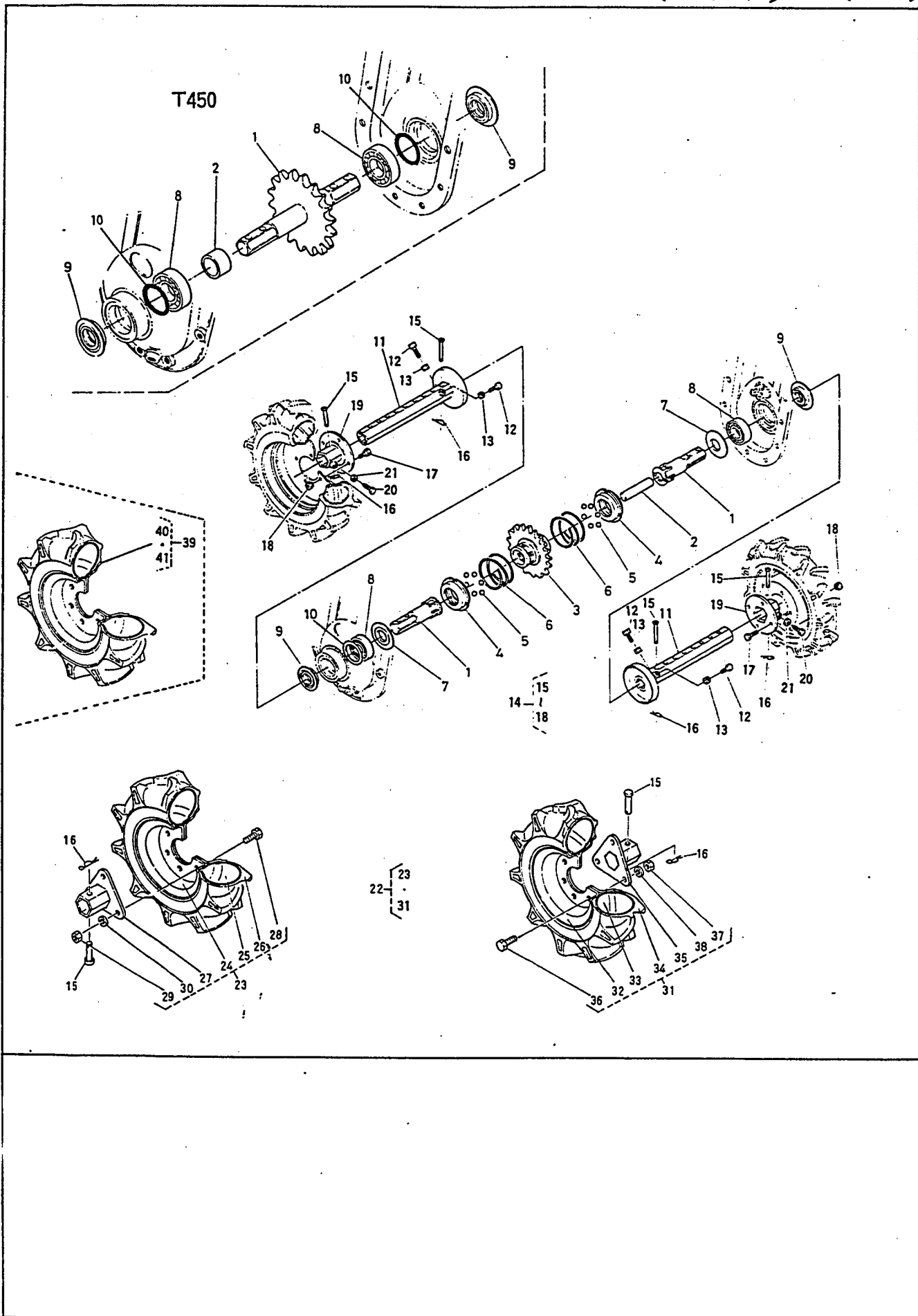




FIG.4

AXE  
AXLE  
ACHSE

(NEUF TYPE)  
(NEW TYPE)  
(NEUER TYP)

{ 70001~  
65001 (WG)~ }

[T450-D]  
[T550-D]  
[T650-D]

REF. No. TEIL Nr.	No. DE CODE CODE No. CODE NR.	DESCRIPTION BEZEICHNUNG	UNITÉ.UNIT.GERÄT												INTERCHANGEABILITY AUSTAUSCHBARKEIT		REMARKS REMARKS BEMERKUNGEN								
			T450-D						T550-D			T650-D			NUMERO DE REVISION REVISION Nr.	NUMERO DE SERIE SERIAL No.									
			FR	WG	UK	SW	SP	FI	HO	MA	FR	WG	SP	HO				FR	WG	HO	MA				
1	61341-1711-0	Axe complet COMP AXLE Achse, komplett	1	1	1	1	1	1	1															70001~ 65001 (WG)~	
1	61351-1711-0	Axe AXLE Achse										2	2	2	2	2	2	2	2					70001~ 65001 (WG)~	
2	61321-1712-0	Axe AXLE, INNER Innenhülse										1	1	1	1	1	1	1	1					70001~ 65001 (WG)~	
3	61321-1713-0	Pignon 18 SPROCKET, 18 Kettenzahnrad 18										1	1	1	1	1	1	1	1					70001~ 65001 (WG)~	
4	61321-1714-5	Support bille SUPPORT, BALL Tragring										2	2	2	2	2	2	2	2					70001~ 65001 (WG)~	
5	07715-01605	Bille BALL Kugel										12	12	12	12	12	12	12	12					70001~ 65001 (WG)~	
6	61321-1715-0	Ressort SPRING Feder										2	2	2	2	2	2	2	2					70001~ 65001 (WG)~	
7	61321-1716-0	Entretoise 1 COLLAR, AXLE 1 Scheibe										1	1	1	1	1	1	1	1					70001~ 65001 (WG)~	
8	08101-06205	Roulement à billes BEARING, BALL Kugellager	2	2	2	2	2	2	2	2	2	2	2	2	2	2	2	2	2					70001~ 65001 (WG)~	
9	61011-1715-0	Bague joint SEAL, OIL Dichtring	2	2	2	2	2	2	2	2	2	2	2	2	2	2	2	2	2					70001~ 65001 (WG)~	
10	61321-1717-0	Cale 2(0.2) SHIM 2(0.2) Beilegescheibe 2(0.2)	2	2	2	2	2	2	2	2	2	1	1	1	1	1	1	1	1					70001~ 65001 (WG)~	
10	61321-1717-0	Cale 1 SHIM 1 Beilegescheibe 1										2	2	2	2	2	2	2	2					70001~ 65001 (WG)~	
11	61471-1716-0	Goupille 600 WHEEL TUBE 600 Steckstift 600										2	2	2	2	2	2	2	2					70001~ 65001 (WG)~	
11	61454-1176-0	Goupille 600 WHEEL TUBE 600 Steckstift 600									2													70001~ 65001 (WG)~	
11	61041-1714-3	Chanbre à air roue 4 WHELL TUBE 400 Sechskantiger radschlauch									1													70001~ 65001 (WG)~	
12	01153-50822	Vis BOLT Schraube										4	4	4	4	4	4	4	4					70001~ 65001 (WG)~	

FR: France    WG: Allemagne    UK: Augleterre    SW: Suisse    SP: Espagne    FI: Finlande    HO: Hong Kong    MA: Malaisie  
 FR: France    WG: West Germany    UK: United Kingdom    SW: Switzerland    SP: Spain    FI: Finland    HO: Hong Kong    MA: Malaysia  
 FR: Frankreich    WG: Westdeutschland    UK: Großbritannien    SW: Schweiz    SP: Soanien    FI: Finnland    HO: Hong Kong    MA: Malaysia

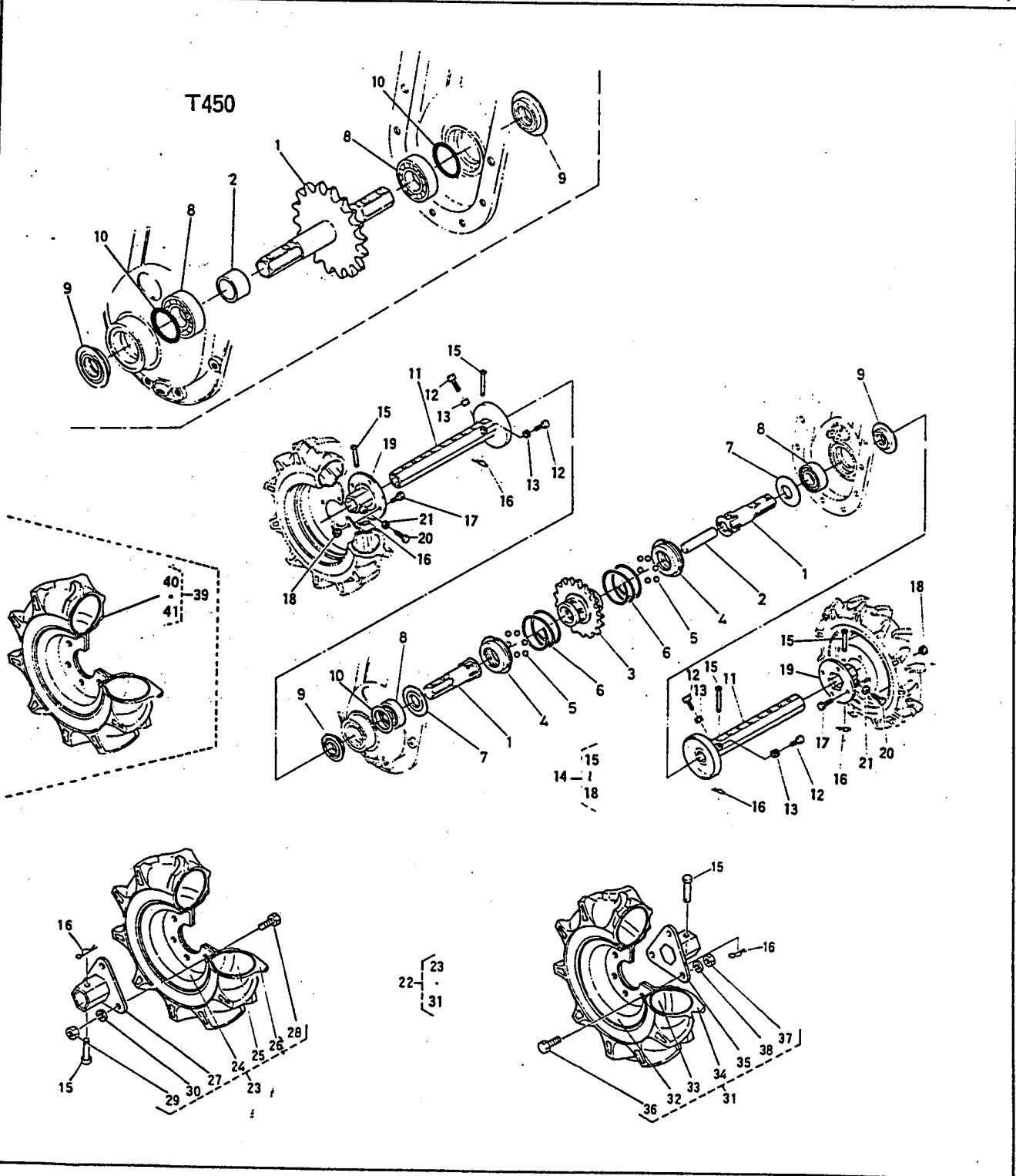
FIG.4

AXE  
AXLE  
ACHSE

(NEUF TYPE)  
(NEW TYPE)  
(NEUER TYP)

[70001~  
65001 (WG)~]

[T450-D]  
[T550-D]  
[T650-D]



## FIG.4

AXE  
AXLE  
ACHSE

(NEUF TYPE)  
(NEW TYPE)  
(NEUER TYP)

{ 70001 ~  
65001 (WG) ~ }

[T450-D]  
[T550-D]  
[T650-D]

REF. No. TEIL Nr.	No. DE CODE CODE No. CODE NR.	DESCRIPTION BEZEICHNUNG	UNITÉ.UNIT.GERÄT												INTERCHANGEABILITY AUSTAUSCHBARKEIT		REMARQUES REMARKS BEMERKUNGEN					
			T450-D						T550-D			T650-D			NUMERO DE REVISION REVISION No. REVISION-Nr.	NUMERO DE SERIE SERIAL No. SERIAL-Nr.						
			FR	WG	UK	SW	SP	FI	HO	MA	FR	WG	SP	HO				FR	WG	HO	MA	
13	02114-50080	Ecrou NUT Mutter											4	4	4	4	4	4	4		70001 ~ 65001 (WG) ~	
14	61351-1730-0	Axe pieces complet ASSY PARTS, AXLE Achszusammenbau											1	1	1	1	1	1	1		70001 ~ 65001 (WG) ~	⑮~⑰
15	61041-1717-0	Pin axe PIN, AXLE Pin achse											4	4	4	4	4	4	4	4	70001 ~ 65001 (WG) ~	
16	05516-10800	Goupille PIN, SNAP Sicherungsstift											4	4	4		4	4	4	4	70001 ~ 65001 (WG) ~	
16	05516-50800	Goupille PIN, SNAP Sicherungsstift											4	4			4				70001 ~ 65001 (WG) ~	
17	62063-1756-0	Boulon BOLT, WHEEL SET Radbolzen											8	8	8		8	8	8		70001 ~ 65001 (WG) ~	
18	62063-1757-0	Ecrou NUT, WHEEL Radmutter											8	8	8		8	8	8		70001 ~ 65001 (WG) ~	
19	61042-8327-0	Moyeu HUB, HEXAGON WHEEL Sechskantnabe											2	2	2		2	2	2		70001 ~ 65001 (WG) ~	
20	01173-51025	Vis BOLT Schraube											2	2	2		2	2	2		70001 ~ 65001 (WG) ~	
21	02118-50100	Ecrou NUT Mutter											2	2	2		2	2	2		70001 ~ 65001 (WG) ~	
22	91013-1017-0	Ensemble moyeu ASSY TIRE Radreif, komplet											1				1		1		70001 ~ 65001 (WG) ~	
23	91013-1107-0	Moyeu complet ASSY HUB, TIRE Sechskantige Radnabe											1				1		1		70001 ~ 65001 (WG) ~	
24	91013-1117-0	Roue WHELL Rad											1				1		1		70001 ~ 65001 (WG) ~	
25	91013-1112-0	Chambre TUBE Rohr											1				1		1		70001 ~ 65001 (WG) ~	
26	91013-1113-0	Moyeu TIRE Radreif											1				1		1		70001 ~ 65001 (WG) ~	
27	61321-1741-0	Moyeu HUB, WHEEL Nabe											1				1		1		70001 ~ 65001 (WG) ~	

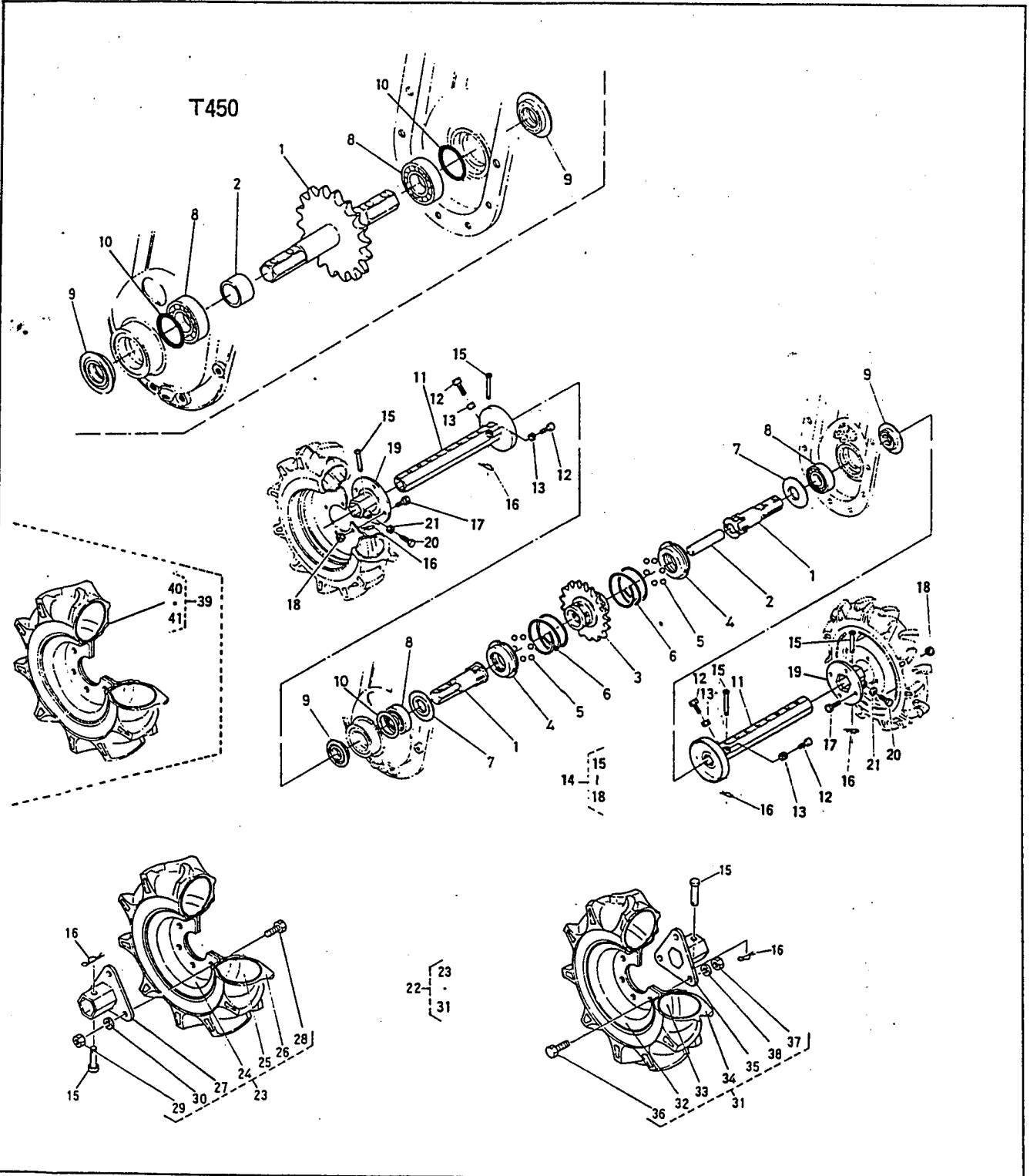
FIG.4

AXE  
AXLE  
ACHSE

(NEUF TYPE)  
(NEW TYPE)  
(NEUER TYP)

[70001~  
65001 (WG)~]

[T450-D]  
[T550-D]  
[T650-D]



## FIG.4

AXE  
AXLE  
ACHSE

(NEUF TYPE)  
(NEW TYPE)  
(NEUER TYP)

[70001~  
65001 (WG)~]

[T450-D]  
[T550-D]  
[T650-D]

REF. No. TEIL Nr.	No. DE CODE CODE No. CODE NR.	DESCRIPTION BEZEICHNUNG	UNITÉ.UNIT.GERÄT												INTERCHANGEABILITE INTERCHANGEABILITY AUSTAUSCHBARKEIT		REMARQUES REMARKS BEMERKUNGEN				
			T450-D						T550-D			T650-D			NUMERO DE REVISION REVISION No. REVISION-Nr.	NUMERO DE SERIE SERIAL No. SERIAL-Nr.					
			FR	WG	UK	SW	SP	FI	HO	MA	FR	WG	SP	HO				FR	WG	HO	MA
28	01150-50820	Vis BOLT Schraube						3												70001~ 65001 (WG)~	
29	02114-50080	Erou NUT Mutter						3												70001~ 65001 (WG)~	
30	04512-50080	Rondelle grower WASHER, SPRING Federring						3												70001~ 65001 (WG)~	
31	91013-1170-0	Ensemble moyeu ASSY TIRE Radreif, komplett						1												70001~ 65001 (WG)~	
32	91013-1117-0	Roue WHEEL Rad						1												70001~ 65001 (WG)~	
33	91013-1112-0	Chambre TUBE Rohr						1												70001~ 65001 (WG)~	
34	91013-1113-0	Moyeu TIBE Radreif						1												70001~ 65001 (WG)~	
35	61321-1741-0	Moyeu HUB, WHEEL Nabe						1												70001~ 65001 (WG)~	
36	01150-50820	Vis BOLT Schrau						3												70001~ 65001 (WG)~	
37	02114-50080	Erou NUT Mutter						3												70001~ 65001 (WG)~	
38	04512-50080	Rondelle grower WASHER, SPRING Federring						3												70001~ 65001 (WG)~	
39	61151-1740-0	Ensemble tuyau ASSY TIRE SOLID Radreif, komplet						1												70001~ 65001 (WG)~	④, ④
40	61151-1741-0	Moyeu (G) TIRE, SOLID LH Radreif						1												70001~ 65001 (WG)~	
41	61151-1742-0	Moyeu (D) TIRE, SOLID RH Radreif						1												70001~ 65001 (WG)~	

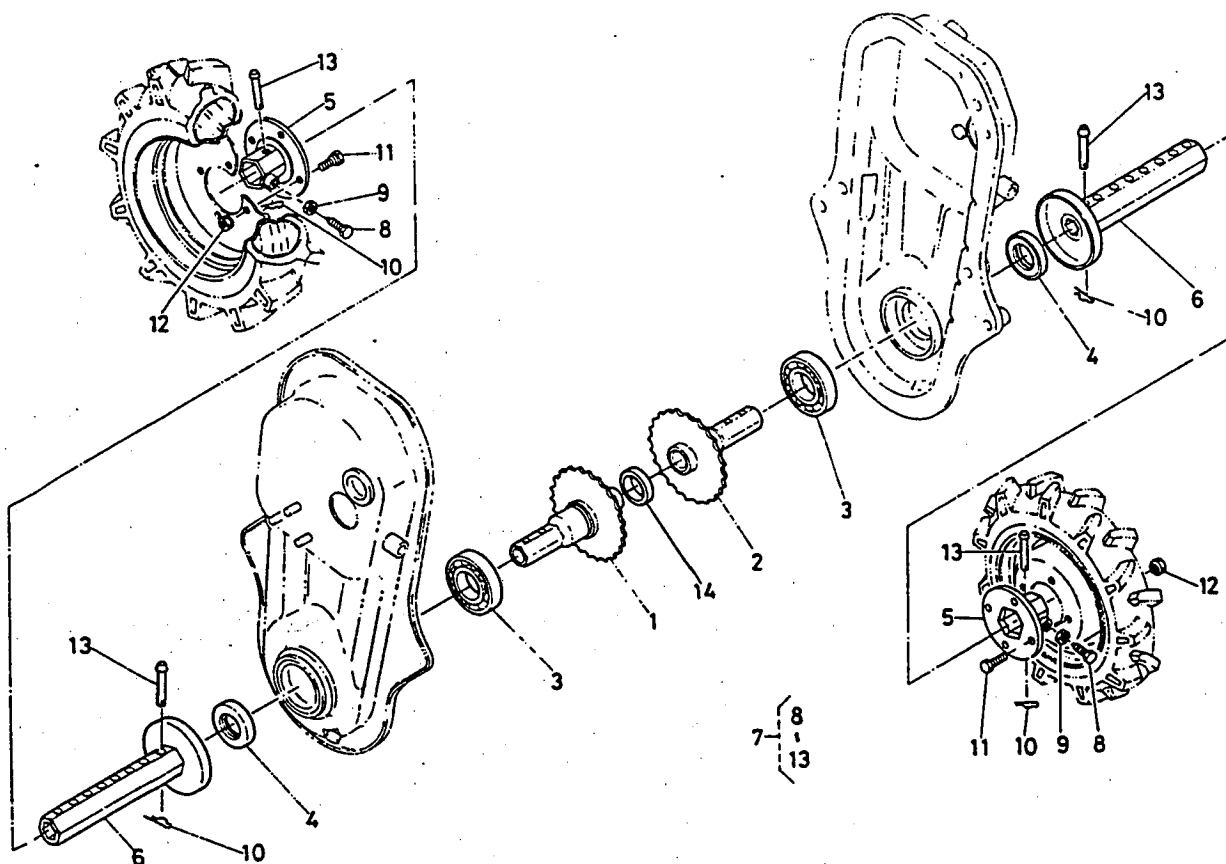
FIG.4

AXE  
AXLE  
ACHSE

(VIEUX TYPE)  
(OLD TYPE)  
(ALTER TYP)

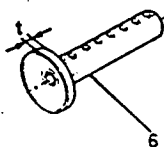
[~70000  
~65000(WG)]

[T750  
T850]



REF. No. ⑥, TEIL Nr. ⑥

- 62581-1725-0  
t:13mm
- 62581-1725-3  
t:23mm
- 62581-1725-4  
t:20mm



# H08-R

## FIG.4

AXE  
AXLE  
ACHSE

(VIEUX TYPE)  
(OLD TYPE)  
(ALTER TYP)

{ ~70000  
~65000 (WG) }

{ T750  
T850 }

REF. No. TEIL Nr.	No. DE CODE CODE No. CODE NR.	DESCRIPTION BEZEICHNUNG	UNITÉ · UNIT · GERÄT				INTERCHANGEABILITE INTERCHANGEABILITY AUSTAUSCHBARKEIT		REMARQUES REMARKS BEMERKUNGEN
			T750		T850		NUMERO DE REVISION REVISION No. REVISION-Nr.	NUMERO DE SERIE SERIAL No. SERIAL-Nr.	
			FR	WG	FR	WG			
1	62571-1710-0	Axe complet 1	1	1			50001 ~70000 50001 ~65000 (WG)		
		COMP AXLE, 1							
		Achse 1							
1	62331-1710-0	Axe complet 1			1	1	50001 ~70000 50001 ~65000 (WG)		
		COMP AXLE, 1							
		Achse 1							
2	62571-1720-0	Axe complet 2	1	1			50001 ~70000 50001 ~65000 (WG)		
		COMP AXLE, 2							
		Achse 2							
2	62331-1720-0	Axe complet 2			1	1	50001 ~70000 50001 ~65000 (WG)		
		COMP AXLE, 2							
		Achse 2							
3	08101-06208	Roulement a billes	2	2	2	2	50001 ~70000 50001 ~65000 (WG)		
		BEARING, BALL							
		Kugellager							
4	09500-00003	Bague	2	2	2	2	50001 ~70000 50001 ~65000 (WG)		
		SEAL, OIL							
		Dichtring							
5	62082-1711-0	Moyeu	2	2	2	2	50001 ~70000 50001 ~65000 (WG)		
		HUB, HEXAGON WHEEL							
		Sechskantnabe							
6	62581-1725-0	Axe hexagonal	2				~50702		
		TUBE, HEXAGON WHEEL							
		Sechskantrohr							
6	62581-1725-0	Axe hexagonal			2		~50423		
		TUBE, HEXAGON WHEEL							
		Sechskantrohr							
6	62581-1725-3	Axe hexagonal	2			62581-26	50001~ 60003	C	
		TUBE, HEXAGON WHEEL							
		Sechskantrohr							
6	62581-1725-3	Axe hexagonal			2	62581-26	50001~ 51073	C	
		TUBE, HEXAGON WHEEL							
		Sechskantrohr							
6	62581-1725-4	Axe hexagonal	2	2		62581-61	60004 ~70000 60001 ~65000 (WG)	C	
		TUBE, HEXAGON WHEEL							
		Sechskantrohr							
6	62581-1725-4	Axe hexagonal			2	2	60001 ~70000 60004 ~65000 (WG)	C	
		TUBE, HEXAGON WHEEL							
		Sechskantrohr							
7	62082-1701-0	Axe pieces complet	1	1	1	1	50001 ~70000 50001 ~65000 (WG)		
		ASSY PARTS, AXLE							
		Achszusammenbau							
8	63733-1725-0	Boulon	2	2	2	2	50001 ~70000 50001 ~65000 (WG)		
		BOLT, SET							
		Stellschraube							
9	63733-1726-0	Ecrou	2	2	2	2	50001 ~70000 50001 ~65000 (WG)		
		NUT, LOCK							
		Kontermutter							

# H09-L

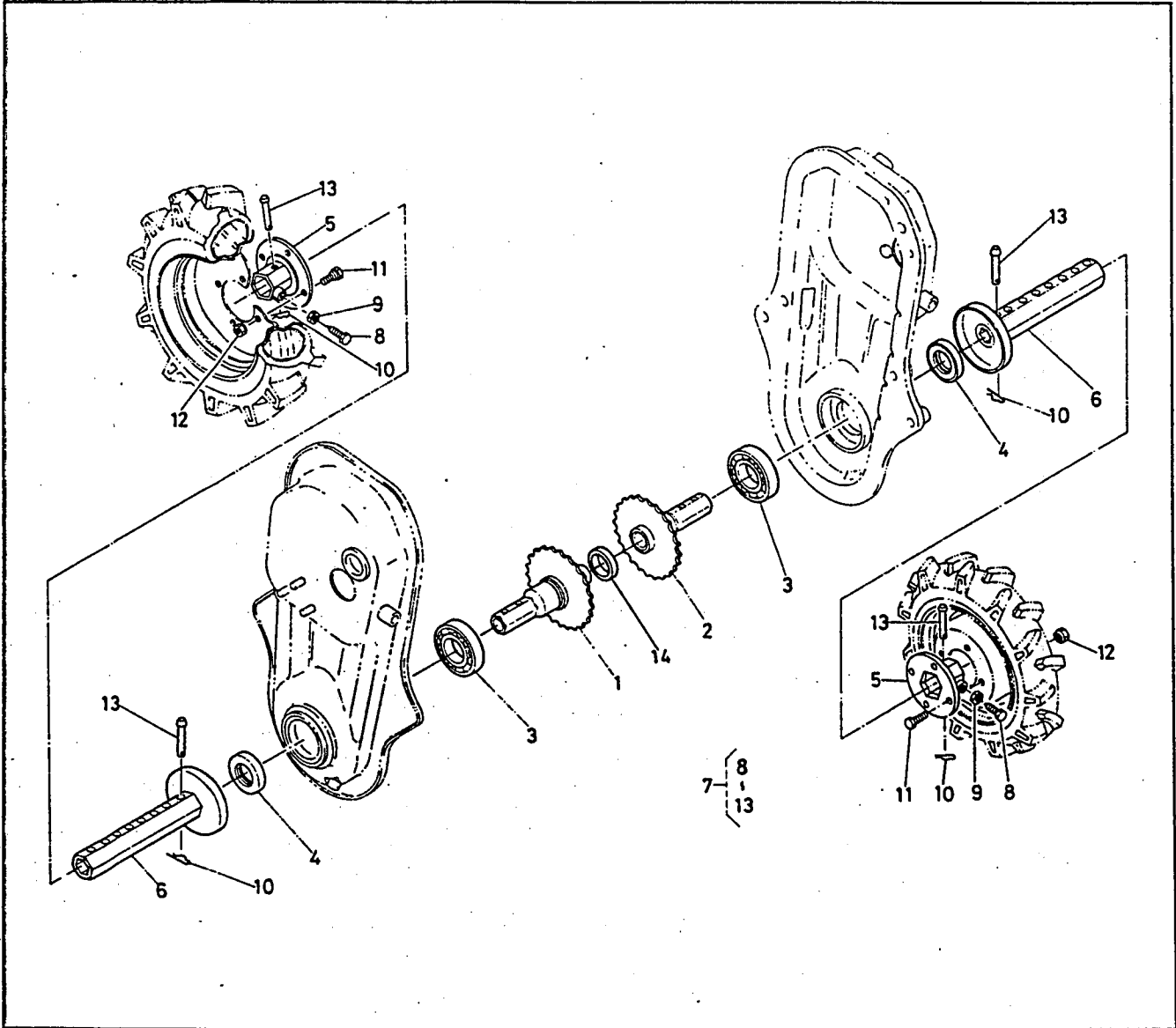
## FIG.4

AXE  
AXLE.  
ACHSE:

(VIEUX TYPE)  
(OLD TYPE)  
(ALTER TYP)

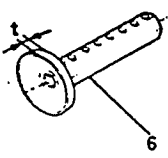
[~70000  
~65000 (WG)]

[T750]  
[T850]



REF. No. ⑥, TEIL Nr. ⑥

- 62581-1725-0  
t:13mm
- 62581-1725-3  
t:23mm
- 62581-1725-4  
t:20mm





**FIG.4**

AXE  
AXLE  
ACHSE

(VIEUX TYPE)  
(OLD TYPE)  
(ALTER TYP)

[~70000  
~65000 (WG)]

[T750]  
[T850]

REF. No. TEIL Nr.	No. DE CODE CODE No. CODE NR.	DESCRIPTION BEZEICHNUNG	UNITÉ · UNIT · GERÄT				INTERCHANGEABILITE INTERCHANGEABILITY AUSTAUSCHBARKEIT		REMARQUES REMARKS BEMERKUNGEN
			T750		T850		NUMERO DE REVISION REVISION-Nr.	NUMERO DE SERIE SERIAL-Nr.	
			FR	WG	FR	WG			
10	62131-1729-0	Epingle	4	4	4	4		50001 ~70000 50001 ~65000 (WG)	
		PIN, SPRING							
		Federstift							
11	62063-1756-0	Boulon	8	8	8	8		50001 ~70000 50001 ~65000 (WG)	
		BOLT, WHEEL SET							
		Radbolzen							
12	62063-1757-0	Ecrou	8	8	8	8		50001 ~70000 50001 ~65000 (WG)	
		NUT, WHEEL							
		Radmutter							
13	62131-1732-0	Goupille	4	4	4	4		50001 ~70000 50001 ~65000 (WG)	
		PIN, WHEEL TUBE							
		Steckstift							
14	62331-1723-0	Entretoise			1	1		50001 ~70000 50001 ~65000 (WG)	
		COLLAR							
		Scheibe							

FR:France      WG:Allemagne  
FR:France      WG:West Germany  
FR:Frankreich      WG:Westdeutschland

FIG.4

AXE  
AXLE  
ACHSE

(NEUF TYPE)  
(NEW TYPE)  
(NEUER TYP)

[70001~  
65001 (WG)~]

[T750-D]  
[T850-D]

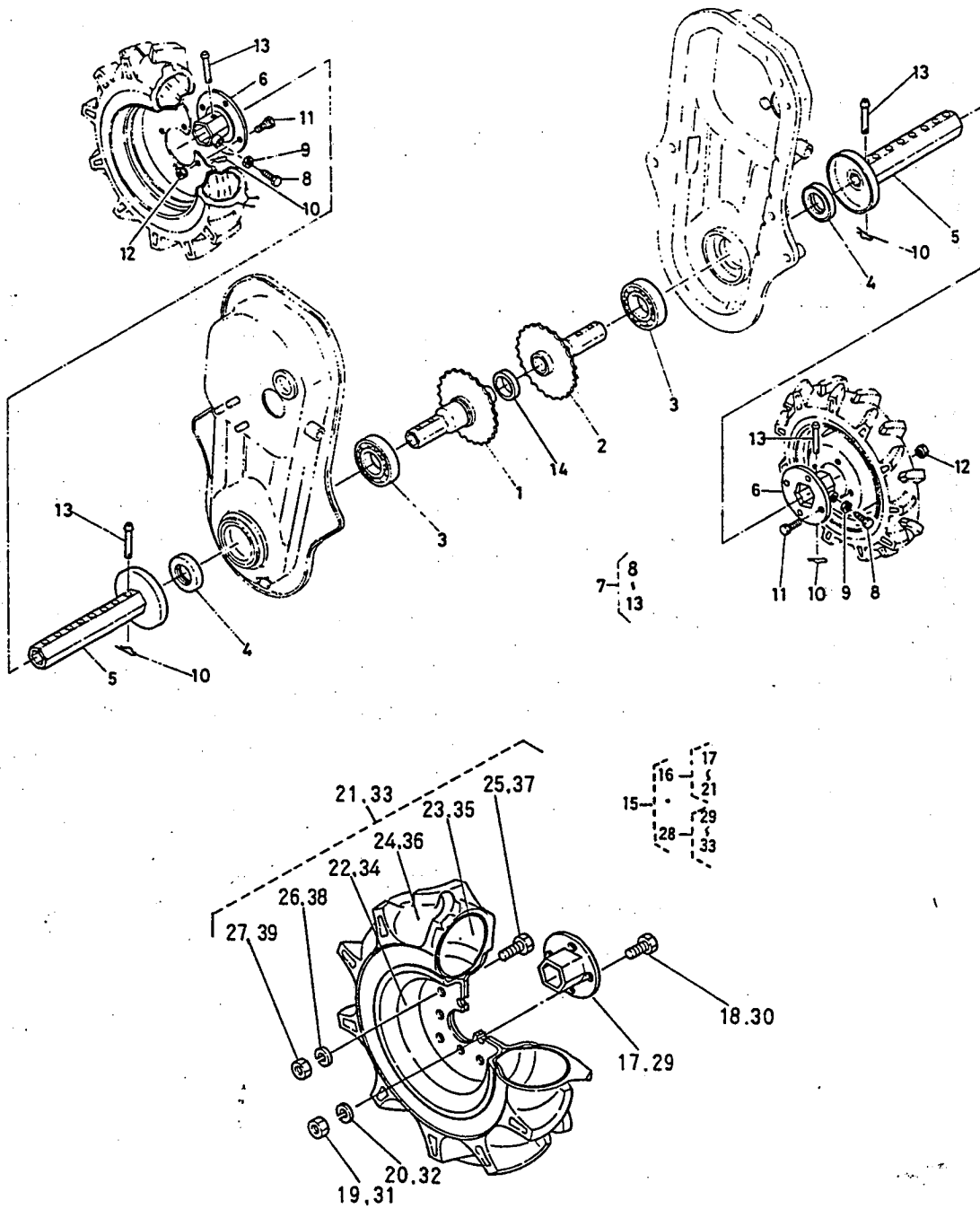


FIG.4

AXE  
AXLE  
ACHSE(NEUF TYPE)  
(NEW TYPE)  
(NEUER TYP)[70001~  
65001 (WG)~][T750-D]  
[T850-D]

REF. No. TEIL Nr.	No. DE CODE CODE No. CODE NR.	DESCRIPTION BEZEICHNUNG	UNITÉ.UNIT.GERÄT					INTERCHANGEABILITE INTERCHANGEABILITY AUSTAUSCHBARKEIT		REMARQUES REMARKS BEMERKUNGEN
			T750-D			T850-D		NUMERO DE REVISION REVISION No. REVISION-Nr.	NUMERO DE SERIE SERIAL No. SERIAL-Nr.	
			FR	WG	HO	FR	WG			
1	62671-1710-0	Axe complet 1 COMP AXLE, 1 Achse 1	1	1	1			70001~ 65001 (WG)~		
1	62691-1710-0	Axe complet 1 COMP AXLE, 1 Achse 1					1	1	70001~ 65001 (WG)~	
2	62671-1720-0	Axe complet 2 COMP AXLE, 2 Achse 2	1	1	1				70001~ 65001 (WG)~	
2	62691-1720-0	Axe complet 2 COMP AXLE, 2 Achse 2					1	1	70001~ 65001 (WG)~	
3	08101-06208	Roulement à billes BEARING, BALL Kugellager	2	2	2	2	2		70001~ 65001 (WG)~	
4	09500-00003	Bague SEAL, OIL Dichtring	2	2	2	2	2		70001~ 65001 (WG)~	
5	62681-1725-0	Axe hexagonal TUBE, HEXAGON WHEEL Sechskantrohr	2	2	2	2	2		70001~ 65001 (WG)~	
6	62082-1711-0	Moyeu HUB, HEXAGON WHEEL Sechskantnabe	2	2	2	2	2		70001~ 65001 (WG)~	
7	62082-1701-0	Axe pieces complet ASSY PARTS, AXLE Achszusammenbau	1	1			1	1	70001~ 65001 (WG)~	⑧~⑬
8	63733-1725-0	Boulon BOLT, SET Stellschraube	2	2			2	2	70001~ 65001 (WG)~	
9	63733-1726-0	Ecrou NUT, LOCK Kontermutter	2	2			2	2	70001~ 65001 (WG)~	
10	62131-1729-0	Epingle PIN, SPRING Federstift	4	4			4	4	70001~ 65001 (WG)~	
11	62063-1756-0	Boulon BOLT, WHEEL SET Radbolzen	8	8			8	8	70001~ 65001 (WG)~	
12	62063-1757-0	Ecrou NUT, WHEEL Radmutter	8	8			8	8	70001~ 65001 (WG)~	
13	62131-1732-0	Goupille PIN, WHEEL TUBE Steckstift	4	4			4	4	70001~ 65001 (WG)~	
14	62582-1701-0	Axe pieces complet ASSY PARTS, AXLE Achszusammenbau				1			70001~ 65001 (WG)~	

FIG.4

AXE  
AXLE  
ACHSE

(NEUF TYPE)  
(NEW TYPE)  
(NEUER TYP)

[70001~  
65001 (WG)~]

[T750-D]  
[T850-D]

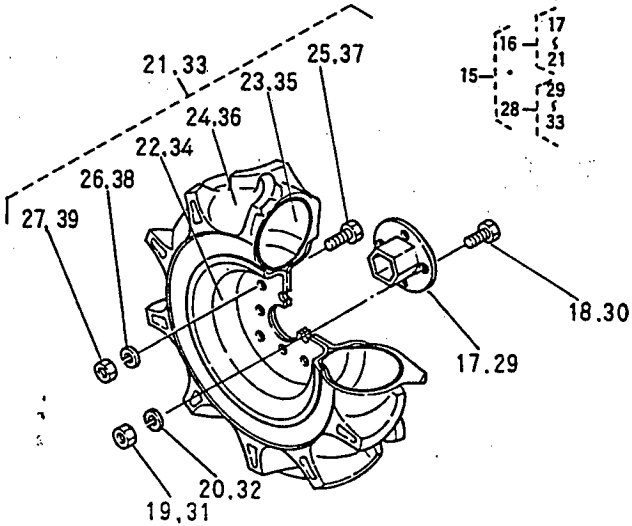
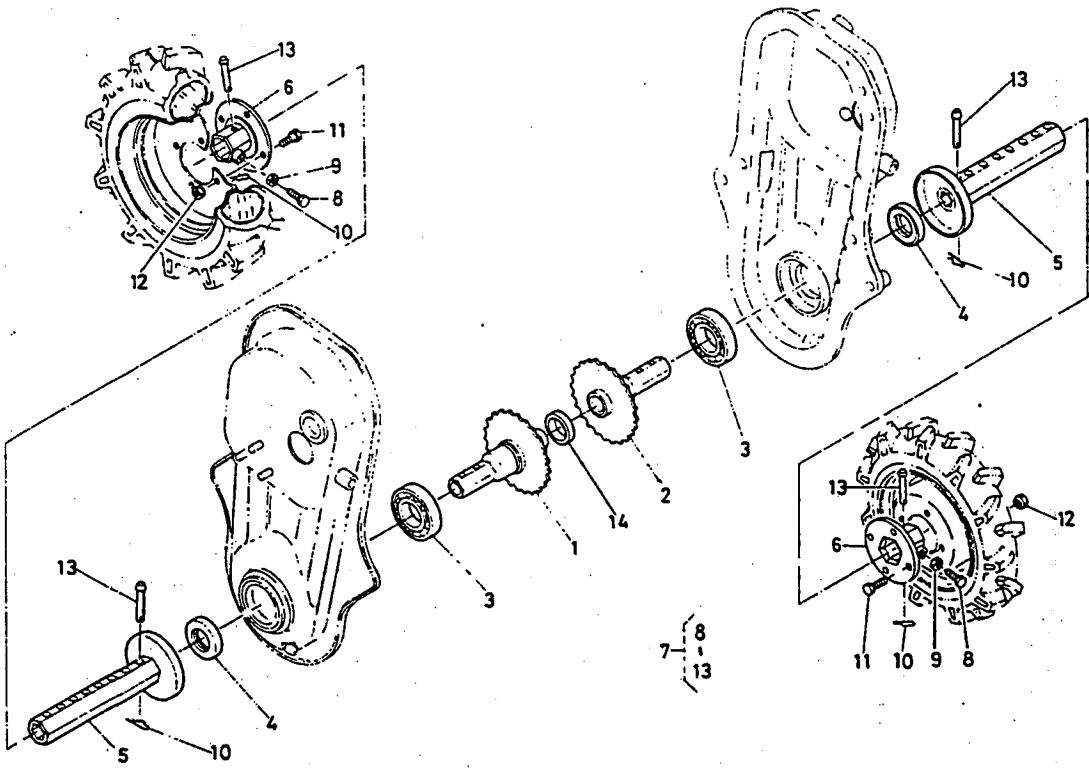


FIG.4

AXE  
AXLE  
ACHSE(NEUF TYPE)  
(NEW TYPE)  
(NEUER TYP)[70001~  
65001 (WG)~][T750-D]  
[T850-D]

REF. No. TEIL Nr.	No. DE CODE CODE No. CODE NR.	DESCRIPTION BEZEICHNUNG	UNITÉ.UNIT.GERÄT						INTERCHANGEABILITE INTERCHANGEABILITY AUSTAUSCHBARKEIT		REMARQUES REMARKS BEMERKUNGEN
			T750-D			T850-D			NUMERO DE REVISION REVISION No. REVISION-Nr.	NUMERO DE SERIE SERIAL No. SERIAL-Nr.	
			FR	WG	HO	FR	WG				
15	91014-0016-0	Moyau complet ASSY HUB, TIRE (400-7) Sechskantige radnabe			1				70001~ 65001 (WG)~	⑩, ⑫	
16	91014-0106-0	Moyau(G) ASSY HUB, TIRE LH(400-7) Sechskantige radnabe, links			1				70001~ 65001 (WG)~	⑬~⑰	
17	62571-1731-0	Moyau HUB Radreif			1				70001~ 65001 (WG)~		
18	01173-51022	Boulon BOLT Schraube			4				70001~ 65001 (WG)~		
19	02118-50100	Ecrou NUT Mutter			4				70001~ 65001 (WG)~		
20	04512-50100	Rondelle grower WASHER, SPRING Federring			4				70001~ 65001 (WG)~		
21	91014-0107-0	Ensemble moyau ASSY TIRE Radreif komplett			1				70001~ 65001 (WG)~	⑱~㉑	
22	91014-0171-0	Chambre WHEEL Radschlauch			1				70001~ 65001 (WG)~		
23	91014-0112-0	Chambre TUBE Rohr			1				70001~ 65001 (WG)~		
24	91014-0117-0	Moyau TIRE Radreif			1				70001~ 65001 (WG)~		
25	01150-50816	Boulon BOLT Schraube			4				70001~ 65001 (WG)~		
26	04512-50080	Rondelle grower WASHER, SPRING Federring			4				70001~ 65001 (WG)~		
27	02114-50080	Ecrou NUT Mutter			4				70001~ 65001 (WG)~		
28	91014-0160-0	Moyau(D) ASSY HUB, TIRE RH(400-7) Sechskantige radnabe rechts			1				70001~ 65001 (WG)~	⑲~㉓	
29	62571-1731-0	Moyau HUB Nabe			1				70001~ 65001 (WG)~		
30	01173-51022	Boulon BOLT Schraube			4				70001~ 65001 (WG)~		

H12-L

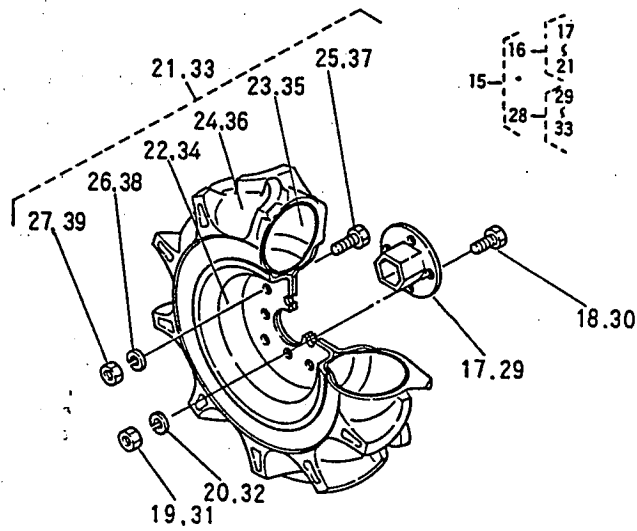
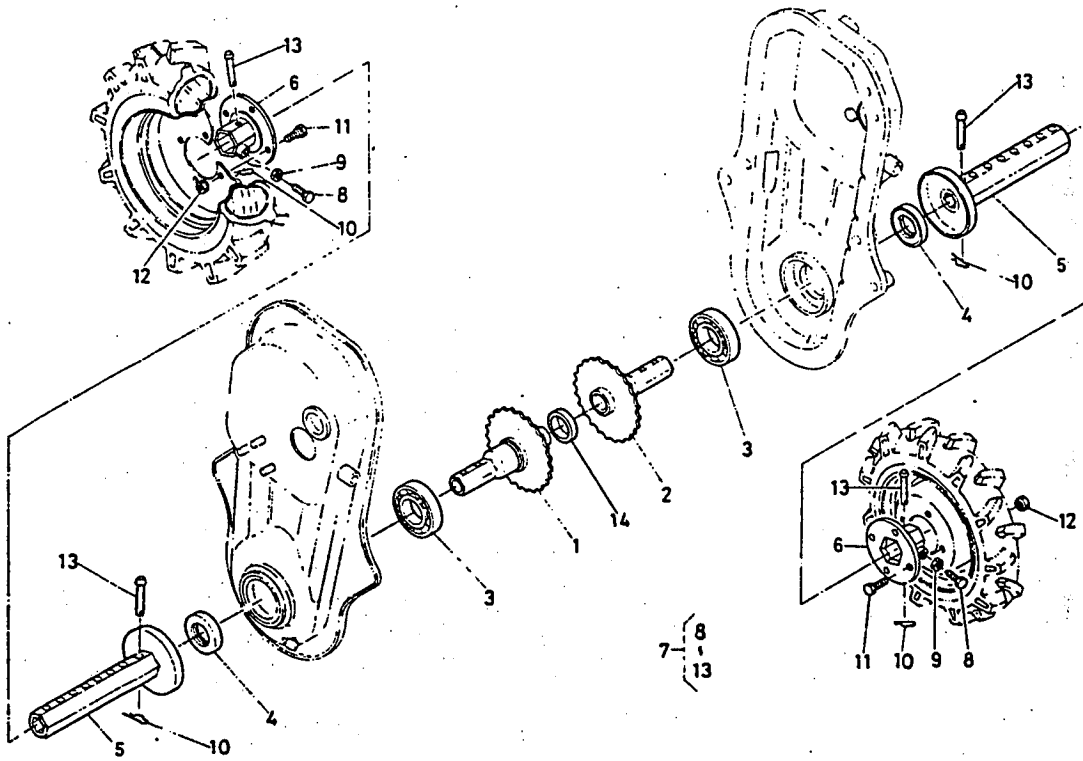
FIG.4

AXE  
AXLE  
ACHSE

(NEUF TYPE)  
(NEW TYPE)  
(NEUER TYP)

[70001~  
65001 (WG)~]

[T750-D]  
[T850-D]



## FIG.4

AXE  
AXLE  
ACHSE

(NEUF TYPE)  
(NEW TYPE)  
(NEUER TYP)

{ 70001~  
65001 (WG)~ }

{ T750-D  
T850-D }

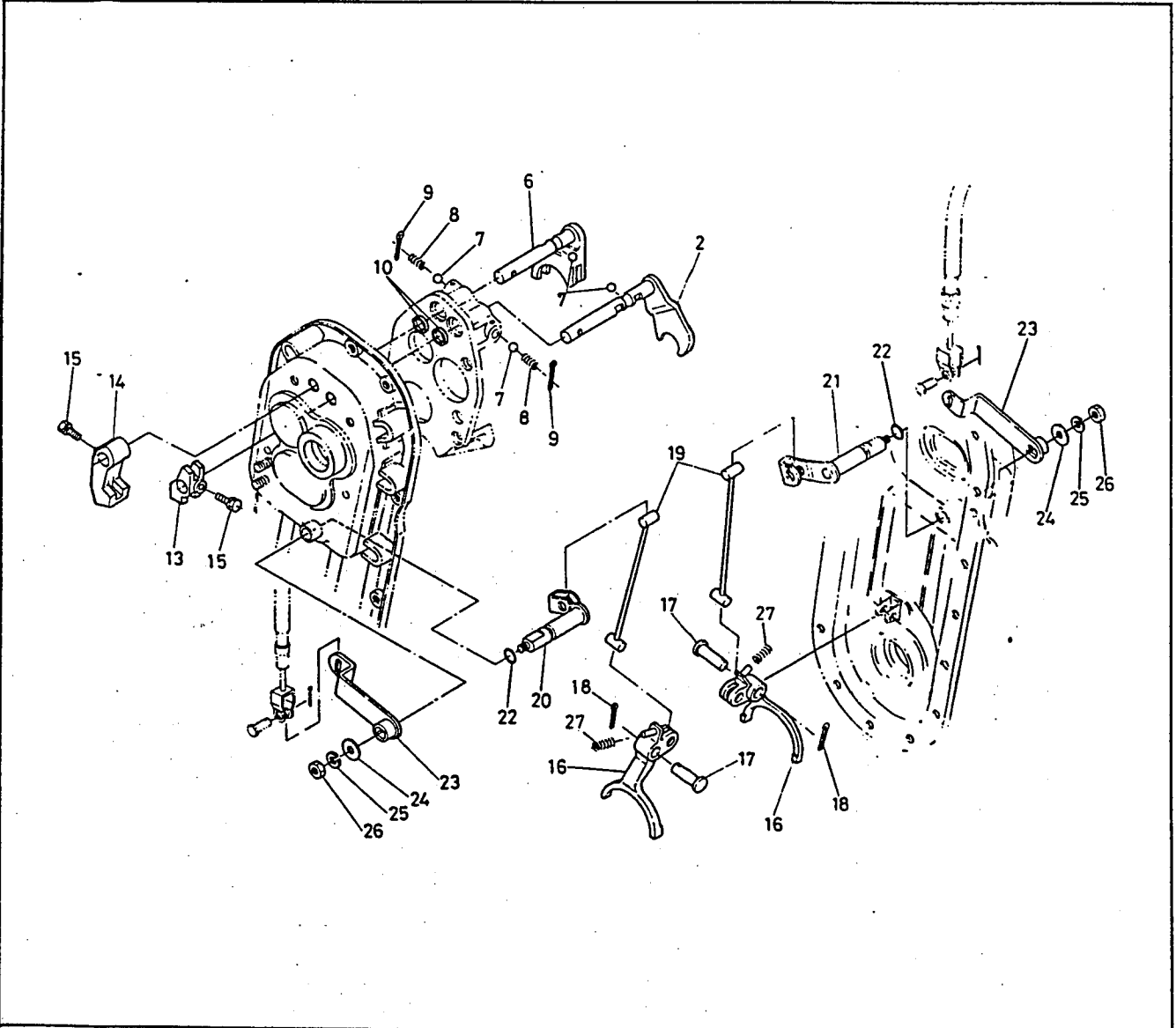
REF. No. TEIL Nr.	No. DE CODE CODE No. CODE NR.	DESCRIPTION BEZEICHNUNG	UNITÉ. UNIT. GERÄT						INTERCHANGEABILITE INTERCHANGEABILITY AUSTAUSCHBARKEIT		REMARQUES REMARKS BEMERKUNGEN
			T750-D			T850-D			NUMERO DE REVISION REVISION No. REVISION-Nr.	NUMERO DE SERIE SERIAL No. SERIAL-Nr.	
			FR	WG	HO	FR	WG				
31	02118-50100	Ecrou NUT Mutter			4				70001~ 65001 (WG)~		
32	04512-50100	Rondelle grower WASHER, SPRING Federring			4				70001~ 65001 (WG)~		
33	91014-0170-0	Ensemble moyau ASSY TIRE Radreif, komplet			1				70001~ 65001 (WG)~	③④~③⑤	
34	91014-0171-0	Chambre WHEEL Radschlauch			1				70001~ 65001 (WG)~		
35	91014-0112-0	Chambre TUBE Rohr			1				70001~ 65001 (WG)~		
36	91014-0117-0	Moyau TIRE Radreif			1				70001~ 65001 (WG)~		
37	01150-50816	Boulon BOLT Schraube			4				70001~ 65001 (WG)~		
38	04512-50080	Rondelle grower WASHER, SPRING Federring			4				70001~ 65001 (WG)~		
39	02114-50080	Ecrou NUT Mutter			4				70001~ 65001 (WG)~		

## FIG.5

CHANGEMENT DE LA BOITE DE VITESSES (VIEUX TYPE)  
 TRANSMISSION-SPEED CHANGE (OLD TYPE)  
 GANGSCHALTUNG (ALTER TYP)

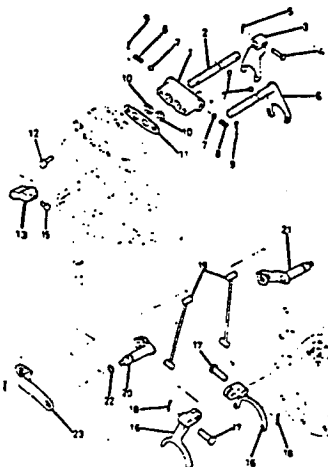
[ ~70000  
 ~65000 (WG) ]

[T450]  
 [T550]  
 [T650]



REF. No. TEIL Nr.

- |                |                |
|----------------|----------------|
| ① 61321-1811-0 | ⑩ 61321-1815-0 |
| ② 61321-1812-0 | ⑪ 01123-50818  |
| ③ 61321-1813-0 | ⑫ 61321-1816-0 |
| ④ 05112-50522  | ⑬ 61321-1881-0 |
| ⑤ 05511-51210  | ⑭ 61321-1883-0 |
| ⑥ 61321-1814-0 | ⑮ 61321-1884-0 |
|                | ⑯ 61321-1885-0 |





## FIG.5

### CHANGEMENT DE LA BOITE DE VITESSES (VIEUX TYPE) TRANSMISSION-SPEED CHANGE (OLD TYPE) GANGSCHALTUNG (ALTER TYP)

~70000  
~65000 (WG)

[T450]  
[T550]  
[T650]

REF. No. TEIL Nr.	No. DE CODE CODE No. CODE NR.	DESCRIPTION BEZEICHNUNG	UNITÉ · UNIT · GERÄT									INTERCHANGEABILITY AUSTAUSCHBARKEIT		REMARKS REMARKS BEMERKUNGEN		
			T450					T550			T650		NUMERO DE REVISION REVISION No. REVISION-Nr.		SERIE SERIAL No. SERIAL-Nr.	
			FR	WG	UK	SW	SP	FR	WG	SP	FR	WG				
1	61321-1811-0	Support HOLDER, SHIFT ROD Lagerbock	1	1	1	1									~51622 ~50050 (WG)	
1	61321-1811-0	Support HOLDER, SHIFT ROD Lagerbock							1	1					~60004 ~50110 (WG)	
1	61321-1811-0	Support HOLDER, SHIFT ROD Lagerbock										1	1		~52542 ~50050 (WG)	
1	61321-1811-3	Support HOLDER, SHIFT ROD Lagerbock	1	1	1	1								61321-230	50001 ~51622 50001 ~50050 (WG)	C
1	61321-1811-3	Support HOLDER, SHIFT ROD Lagerbock							1	1				61321-230	50001 ~60004 50001 ~50110 (WG)	C
1	61321-1811-3	Support HOLDER, SHIFT ROD Lagerbock										1	1	61321-230	50001 ~52542 50001 ~50050 (WG)	C
2	61321-1812-0	Axe be fourchette 1 FORK, SHIFT 1 Gabelzweig 1	1	1	1	1									~51622 ~50050 (WG)	
2	61321-1812-0	Axe be fourchette 1 FORK, SHIFT 1 Gabelzweig 1							1	1					~52542 ~50110 (WG)	
2	61321-1812-0	Axe be fourchette 1 FORK, SHIFT 1 Gabelzweig 1										1	1		~52542 ~50050 (WG)	
2	61321-1812-2	Axe be fourchette 1 FORK, SHIFT 1 Gabelzweig 1	1	1	1	1								61321-232	50001 ~51622 50001 ~50050 (WG)	C
2	61321-1812-2	Axe be fourchette 1 FORK, SHIFT 1 Gabelzweig 1							1	1				61321-232	50001 ~52542 50001 ~50110 (WG)	C
2	61321-1812-2	Axe be fourchette 1 FORK, SHIFT 1 Gabelzweig 1										1	1	61321-232	50001 ~52542 50001 ~50050 (WG)	C
2	61361-1811-0	Axe be fourchette 1 FORK, SHIFT 1 Gabelzweig 1	1	1	1	1	1							61361-101	60001 ~70000 60001 ~65000 (WG)	C
2	61361-1811-0	Axe be fourchette 1 FORK, SHIFT 1 Gabelzweig 1							1	1	1			61361-101	60001 ~70000 60001 ~65000 (WG)	C
2	61361-1811-0	Axe be fourchette 1 FORK, SHIFT 1 Gabelzweig 1										1	1	61361-101	60001 ~70000 60001 ~65000 (WG)	C
3	61321-1813-0	Fourchette 1 FORK, SHIFT 1 Gabelzweig 1	1	1	1	1								61361-102	~51622 ~50050 (WG)	

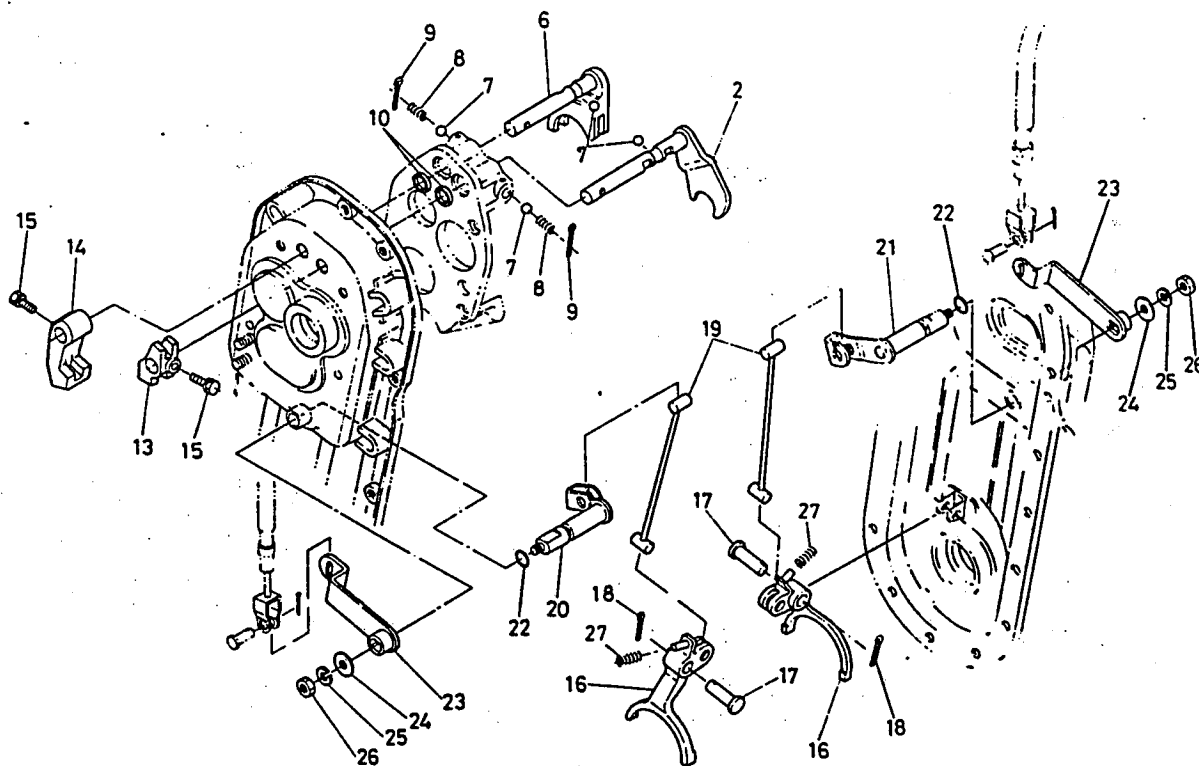
## FIG.5

CHANGEMENT DE LA BOITE DE VITESSES  
 TRANSMISSION-SPEED CHANGE  
 GANGSCHALTUNG

(VIEUX TYPE)  
 (OLD TYPE)  
 (ALTER TYP)

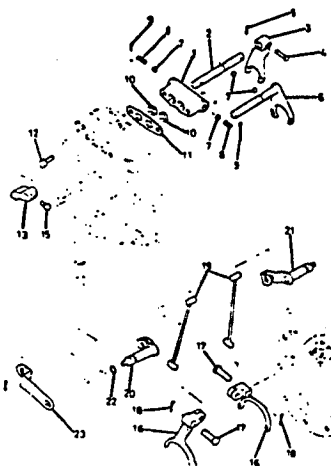
[~70000  
 ~65000 (WG)]

[T450]  
 [T550]  
 [T650]



REF. No. TEIL Nr.

- |                |                |
|----------------|----------------|
| ① 61321-1811-0 | ⑩ 61321-1881-0 |
| ② 61321-1812-0 | ⑪ 201123-50818 |
| ③ 61321-1813-0 | ⑬ 61321-1816-0 |
| ④ 05112-50522  | ⑭ 61321-1881-0 |
| ⑤ 05511-51210  | ⑮ 61321-1883-0 |
| ⑥ 61321-1814-0 | ⑯ 61321-1884-0 |
|                | ⑰ 61321-1885-0 |



# H14-R

## FIG.5

CHANGEMENT DE LA BOITE DE VITESSES (VIEUX TYPE)  
 TRANSMISSION-SPEED CHANGE (OLD TYPE)  
 GANGSCHALTUNG (ALTER TYP)

{ ~70000  
 ~65000 (WG) }

{ T450  
 T550  
 T650 }

REF. No. TEIL Nr.	No. DE CODE CODE No. CODE NR.	DESCRIPTION BEZEICHNUNG	UNITÉ · UNIT · GERÄT									INTERCHANGEABILITY AUSTAUSCHBARKEIT		REMARQUES REMARKS BEMERKUNGEN		
			T450					T550			T650	NUMERO DE REVISION REVISION No. REVISION-Nr.	NUMERO DE SERIE SERIAL No. SERIAL-Nr.			
			FR	WG	UK	SW	SP	FR	WG	SP	FR				WG	
3	61321-1813-0	Fourchette 1 FORK, SHIFT 1 Gabelzweig 1						1	1				61361-102	~52542 ~50110 (WG)		
3	61321-1813-0	Fourchette 1 FORK, SHIFT 1 Gabelzweig 1										1	1	61361-102	~52542 ~50050 (WG)	
4	05112-50522	Goupille PIN Stift	1	1	1	1								61361-102	~51622 ~50050 (WG)	
4	05112-50522	Goupille PIN Stift						1	1					61361-102	~52542 ~50110 (WG)	
4	05112-50522	Goupille PIN Stift									1	1		61361-102	~52542 ~50050 (WG)	
5	05511-51210	Goupille fendue PIN. SPLIT Splint	1	1	1	1								61361-102	~51622 ~50050 (WG)	
5	05511-51210	Goupille fendue PIN. SPLIT Splint						1	1					61361-102	~52542 ~50110 (WG)	
5	05511-51210	Goupille fendue PIN. SPLIT Splint									1	1		61361-102	~52542 ~50050 (WG)	
6	61321-1814-0	Fourchette complet COMP FORK, SHIFT 2 Schaltgabel, Komplett	1	1	1	1									~51622 ~50050 (WG)	
6	61321-1814-0	Fourchette complet COMP FORK, SHIFT 2 Schaltgabel, Komplett						1	1						~52542 ~50110 (WG)	
6	61321-1814-0	Fourchette complet COMP FORK, SHIFT 2 Schaltgabel, Komplett									1	1			~52542 ~50050 (WG)	
6	61321-1814-2	Fourchette complet COMP FORK, SHIFT 2 Schaltgabel, Komplett	1	1	1	1								61321-233	50001 ~51622 50001 ~50050 (WG)	C
6	61321-1814-2	Fourchette complet COMP FORK, SHIFT 2 Schaltgabel, Komplett						1	1					61321-233	50001 ~52542 50001 ~50110 (WG)	C
6	61321-1814-2	Fourchette complet COMP FORK, SHIFT 2 Schaltgabel, Komplett									1	1		61321-233	50001 ~52542 50001 ~50050 (WG)	C
6	61361-1812-3	Fourchette complet COMP FORK, SHIFT 2 Schaltgabel, Komplett	1	1	1	1								61361-103	60001 ~70000 60001 ~65000 (WG)	C
6	61361-1812-3	Fourchette complet COMP FORK, SHIFT 2 Schaltgabel, Komplett						1	1					61361-103	60001 ~70000 60001 ~65000 (WG)	C

FR: France    WG: Allemagne    UK: Augletterre    SW: Suisse    SP: Espagne  
 FR: France    WG: West Germany    UK: United Kingdom    SW: Switzerland    SP: Spain  
 FR: Frankreich    WG: Westdeutschland    UK: Großbritannien    SW: Schweiz    SP: Spanien

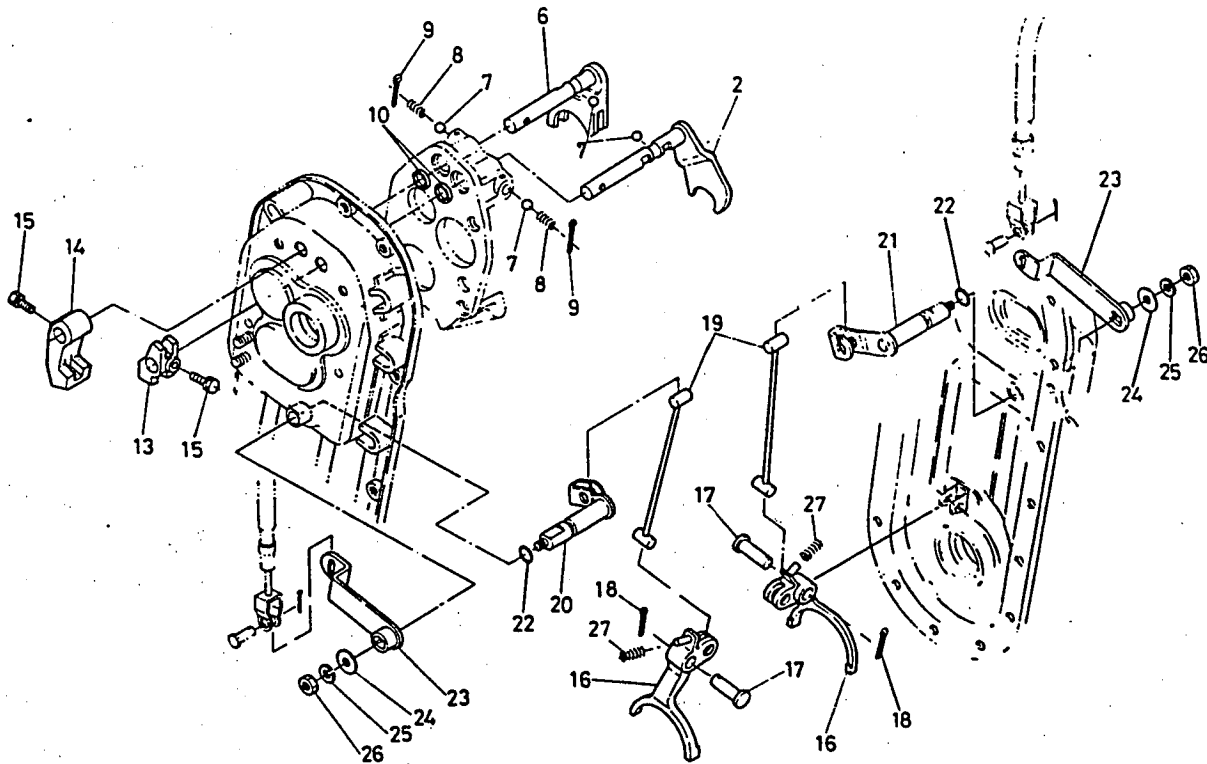
## FIG.5

CHANGEMENT DE LA BOITE DE VITESSES  
 TRANSMISSION-SPEED CHANGE  
 GANGSCHALTUNG

(VIEUX TYPE)  
 (OLD TYPE)  
 (ALTER TYP)

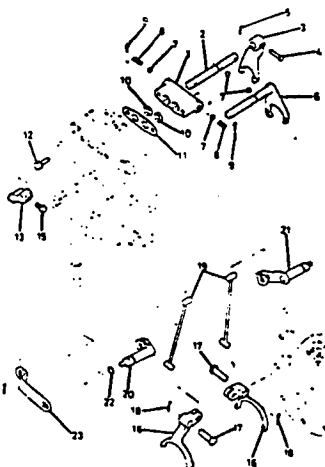
{ ~70000  
 { ~65000 (WG)

[T450]  
 [T550]  
 [T650]



REF. No. TEIL Nr.

- |                |                |
|----------------|----------------|
| ① 61321-1811-0 | ⑩ 61321-1815-0 |
| ② 61321-1812-0 | ⑪ 01123-50818  |
| ③ 61321-1813-0 | ⑫ 61321-1816-0 |
| ④ 05112-50522  | ⑬ 61321-1881-0 |
| ⑤ 05511-51210  | ⑭ 61321-1883-0 |
| ⑥ 61321-1814-0 | ⑮ 61321-1884-0 |
|                | ⑯ 61321-1885-0 |



## FIG.5

### CHANGEMENT DE LA BOITE DE VITESSES (VIEUX TYPE) TRANSMISSION-SPEED CHANGE (OLD TYPE) GANGSCHALTUNG (ALTER TYP)

~70000  
~65000 (WG)

(T450)  
(T550)  
(T650)

REF. No. TEIL Nr.	No. DE CODE CODE No. CODE NR.	DESCRIPTION BEZEICHNUNG	UNITÉ · UNIT · GERÄT									INTERCHANGEABILITY AUSTAUSCHBARKEIT		REMARQUES REMARKS BEMERKUNGEN			
			T450			T550			T650			NUMERO DE REVISION REVISION-Nr.	SERIE SERIAL No. SERIAL-Nr.				
			FR	WG	UK	SW	SP	FR	WG	SP	FR				WG		
6	61361-1812-3	Fourchette complet COMP FORK, SHIFT 2 Schaltgabel, Komplett											1	1	61361-103	60001 ~70000 60001 ~65000 (WG)	C
7	07715-01605	Bille BALL Kugel	4	4	4	4	4	4	4	4	4	4	4	4		50001 ~70000 50001 ~65000 (WG)	
8	62231-1853-0	Ressort SPRING Feder	2	2	2	2										~51622 ~50050 (WG)	
8	62231-1853-0	Ressort SPRING Feder							2	2						~52542 ~50110 (WG)	
8	62231-1853-0	Ressort SPRING Feder										2	2			~52542 ~50050 (WG)	
8	62581-1823-0	Ressort SPRING Feder	2	2	2	2	2								61361-137	60001 ~70000 60001 ~65000 (WG)	
8	62581-1823-0	Ressort SPRING Feder							2	2	2				61361-137	60001 ~70000 60001 ~65000 (WG)	
8	62581-1823-0	Ressort SPRING Feder										2	2		61361-137	60001 ~70000 60001 ~65000 (WG)	
9	05511-50325	Goupille fendue PIN. SPLIT Splint	2	2	2	2	2	2	2	2	2	2	2	2		50001 ~70000 50001 ~65000 (WG)	
10	09230-12185	Bague SEAL, OIL Dichtring	2	2	2	2										~51622 ~50050 (WG)	
10	09230-12185	Bague SEAL, OIL Dichtring							2	2						~60625 ~50110 (WG)	
10	09230-12185	Bague SEAL, OIL Dichtring										2	2			~60005 ~50050 (WG)	
10	62581-1831-0	Bague SEAL, OIL Dichtring	2	2	2	2	2								52582-113	60001 ~70000 60001 ~65000 (WG)	C
10	62581-1831-0	Bague SEAL, OIL Dichtring							2	2	2				62581-113	60626 ~70000 60001 ~65000 (WG)	C
10	62581-1831-0	Bague SEAL, OIL Dichtring										2	2		62581-113	60006 ~70000 60001 ~65000 (WG)	C
11	61321-1815-0	Joint PACKING Dichtung	1	1	1	1									61361-100	~51622 ~50050 (WG)	

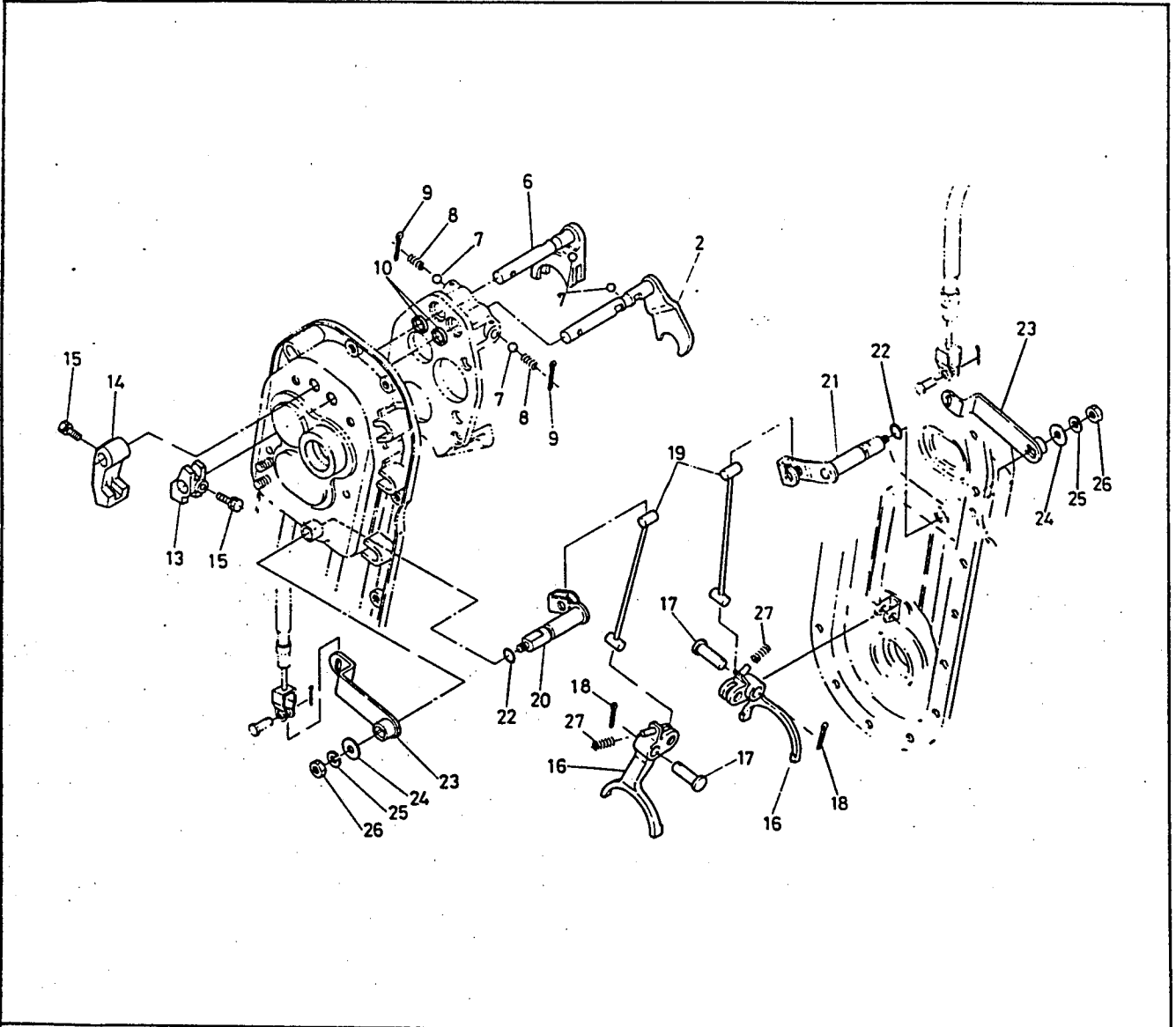
## FIG.5

CHANGEMENT DE LA BOITE DE VITESSES  
 TRANSMISSION-SPEED CHANGE  
 GANGSCHALTUNG

(VIEUX TYPE)  
 (OLD TYPE)  
 (ALTER TYP)

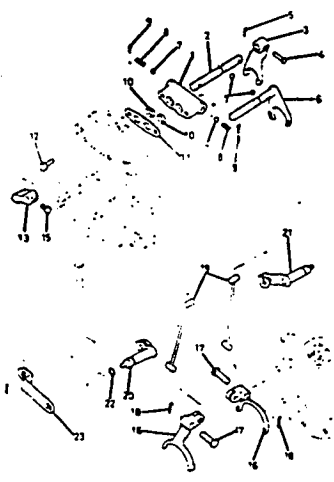
[~70000  
 ~65000 (WG)]

[T450]  
 [T550]  
 [T650]



REF. No., TEIL Nr.

- |                |                |
|----------------|----------------|
| ① 61321-1811-0 | ⑩ 61321-1815-0 |
| ② 61321-1812-0 | ⑪ 201123-50818 |
| ③ 61321-1813-0 | ⑫ 61321-1816-0 |
| ④ 05112-50522  | ⑬ 61321-1881-0 |
| ⑤ 05511-51210  | ⑭ 61321-1883-0 |
| ⑥ 61321-1814-0 | ⑮ 61321-1884-0 |
|                | ⑯ 61321-1885-0 |



## FIG.5

CHANGEMENT DE LA BOITE DE VITESSES (VIEUX TYPE)  
 TRANSMISSION-SPEED CHANGE (OLD TYPE)  
 GANGSCHALTUNG (ALTER TYP)

[~70000  
 ~65000 (WG)]

[T450]  
 [T550]  
 [T650]

REF. No. TEIL Nr.	No. DE CODE CODE No. CODE NR.	DESCRIPTION BEZEICHNUNG	UNITÉ · UNIT · GERÄT									INTERCHANGEABILITY AUSTAUSCHBARKEIT		REMARQUES REMARKS BEMERKUNGEN			
			T450			T550			T650			NUMERO DE REVISION REVISION-Nr.	NUMERO DE SERIE SERIAL-Nr.				
			FR	WG	UK	SW	SP	FR	WG	SP	FR				WG		
11	61321-1815-0	Joint PACKING Dichtung							1	1				61361-100	~52542 ~50110 (WG)		
11	61321-1815-0	Joint PACKING Dichtung											1	1	61361-100	~52542 ~50050 (WG)	
12	01123-50818	Vis BOLT Schraube	2	2	2	2									61361-100	~50622 ~50050 (WG)	
12	01123-50818	Vis BOLT Schraube							2	2					61361-100	~52542 ~50110 (WG)	
12	01123-50818	Vis BOLT Schraube										2	2	61361-100	~52542 ~50050 (WG)		
13	61321-1816-0	Jointure 1 JOINT, LEVER 1 Verbindungshebel 1	1	1	1	1										~51622 ~50050 (WG)	
13	61321-1816-0	Jointure 1 JOINT, LEVER 1 Verbindungshebel 1							1	1						~52542 ~50110 (WG)	
13	61321-1816-0	Jointure 1 JOINT, LEVER 1 Verbindungshebel 1										1	1		~52542 ~50050 (WG)		
13	61361-1816-3	Jointure 1 JOINT, LEVER 1 Verbindungshebel 1	1	1	1	1	1							61361-104	60001 ~70000 60001 ~65000 (WG)	C	
13	61361-1816-3	Jointure 1 JOINT, LEVER 1 Verbindungshebel 1							1	1	1			61361-104	60001 ~70000 60001 ~65000 (WG)	C	
13	61361-1816-3	Jointure 1 JOINT, LEVER 1 Verbindungshebel 1										1	1	61361-104	60001 ~70000 60001 ~65000 (WG)	C	
14	61321-1817-0	Jointure 2 JOINT, LEVER 2 Verbindungshebel 2	1	1	1	1									~50272		
14	61321-1817-0	Jointure 2 JOINT, LEVER 2 Verbindungshebel 2							1						~51442		
14	61321-1817-0	Jointure 2 JOINT, LEVER 2 Verbindungshebel 2										1			~51142		
14	61321-1817-4	Jointure 2 JOINT, LEVER 2 Verbindungshebel 2	1	1	1	1								61321-131	50573 ~51622 50001 ~50050 (WG)	C	
14	61321-1817-4	Jointure 2 JOINT, LEVER 2 Verbindungshebel 2							1	1				61321-131	51453 ~52542 50001 ~50110 (WG)	C	

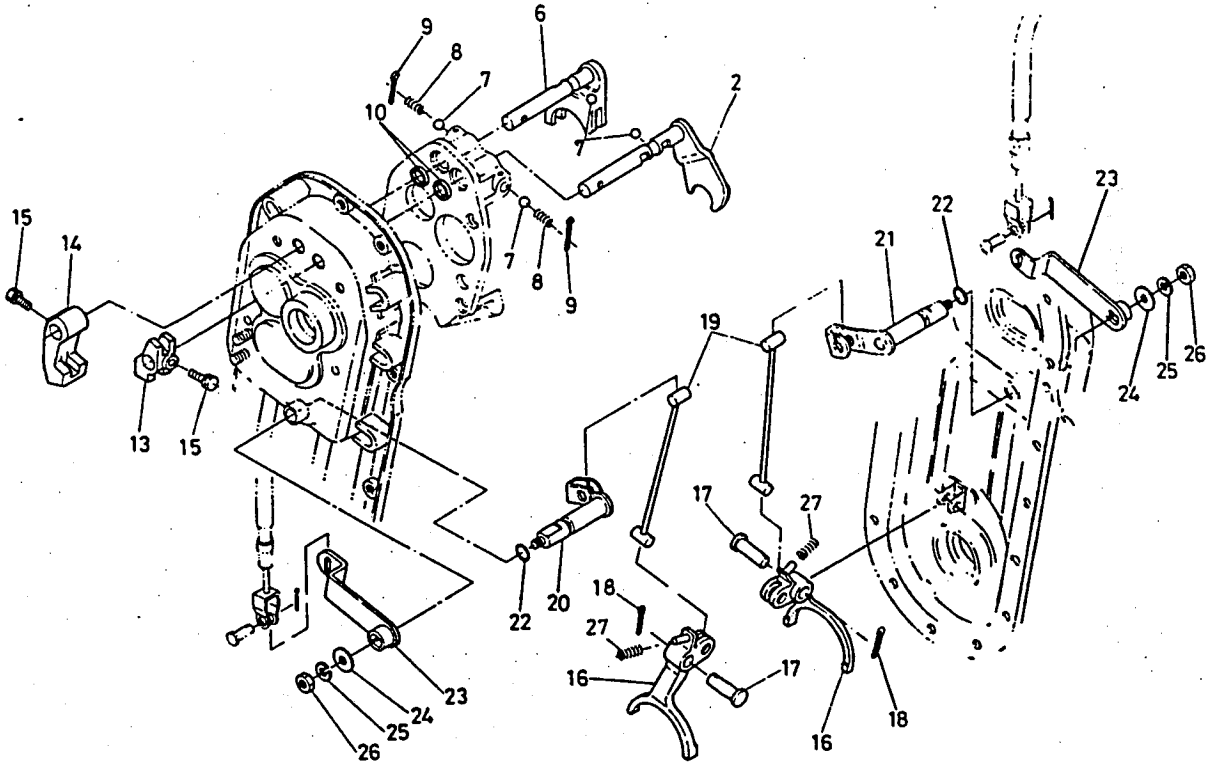
FIG.5

CHANGEMENT DE LA BOITE DE VITESSES  
TRANSMISSION-SPEED CHANGE  
GANGSCHALTUNG

(VIEUX TYPE)  
(OLD TYPE)  
(ALTER TYP)

{ ~70000  
~65000 (WG) }

{ T450  
T550  
T650 }



REF. No. TEIL Nr.

- |                |                |
|----------------|----------------|
| ① 61321-1811-0 | ⑩ 61321-1815-0 |
| ② 61321-1812-0 | ⑪ 01123-50818  |
| ③ 61321-1813-0 | ⑬ 61321-1816-0 |
| ④ 05112-50522  | ⑭ 61321-1881-0 |
| ⑤ 05511-51210  | ⑮ 61321-1883-0 |
| ⑥ 61321-1814-0 | ⑯ 61321-1884-0 |
|                | ⑰ 61321-1885-0 |

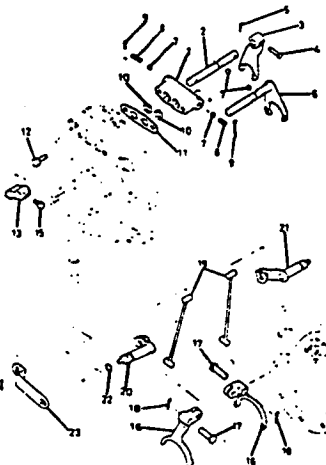




FIG.5

CHANGEMENT DE LA BOITE DE VITESSES (VIEUX TYPE)  
 TRANSMISSION-SPEED CHANGE (OLD TYPE)  
 GANGSCHALTUNG (ALTER TYP)

{ ~70000  
 ~65000 (WG) }

[T450]  
 [T550]  
 [T650]

REF. No. TEIL Nr.	No. DE CODE CODE No. CODE NR.	DESCRIPTION BEZEICHNUNG	UNITÉ · UNIT · GERÄT										INTERCHANGEABILITY INTERCHANGEABILITY AUSTAUSCHBARKEIT		REMARQUES REMARKS BEMERKUNGEN				
			T450					T550			T650		NUMERO DE REVISION REVISION No. REVISION-Nr.	NUMERO DE SERIE SERIAL No. SERIAL-Nr.					
			FR	WG	UK	SW	SP	FR	WG	SP	FR	WG							
14	61321-1817-4	Jointure 2 JOINT, LEVER 2 Verbindungshebel 2															61321-131	51143 ~52542 50001 ~50050 (WG)	C
14	61361-1817-0	Jointure 2 JOINT, LEVER 2 Verbindungshebel 2	1	1	1	1	1										61361-105	60001 ~70000 60001 ~65000 (WG)	C
14	61361-1817-0	Jointure 2 JOINT, LEVER 2 Verbindungshebel 2							1	1	1						61361-105	60001 ~70000 60001 ~65000 (WG)	C
14	61361-1817-0	Jointure 2 JOINT, LEVER 2 Verbindungshebel 2										1	1				61361-105	60001 ~70000 60001 ~65000 (WG)	C
15	01020-50616	Vis BOLT Schraube	2	2	2	2	2	2	2	2	2	2	2					50001 ~70000 50001 ~65000 (WG)	
16	61321-1881-0	Fourchette FORK, STEERING Steuergabel							2	2	2							~52542 ~50110 (WG)	
16	61321-1881-0	Fourchette FORK, STEERING Steuergabel										2	2					~52542 ~50110 (WG)	
16	61361-1881-0	Fourchette FORK, STEERING Steuergabel							2	2	2						61361-106	50001 ~70000 50001 ~65000 (WG)	C
16	61361-1881-0	Fourchette FORK, STEERING Steuergabel										2	2				61361-106	50001 ~70000 50001 ~65000 (WG)	C
16	61361-1881-3	Fourchette FORK, STEERING Steuergabel							2	2	2						61361-192	50001 ~70000 50001 ~65000 (WG)	
16	61361-1881-3	Fourchette FORK, STEERING Steuergabel										2	2				61361-192	50001 ~70000 50001 ~65000 (WG)	
17	05112-51030	Goupille PIN, JOINT Verbindungsstift							2	2	2	2	2					50001 ~70000 50001 ~65000 (WG)	
18	05511-50318	Goupille fendue PIN, JOINT Verbindungsstift							2	2	2	2	2					50001 ~70000 50001 ~65000 (WG)	
19	61321-1882-0	Cable WIRE, STEERING ROD Steuerstange							2	2	2	2	2					50001 ~70000 50001 ~65000 (WG)	
20	61321-1883-0	Levier(G) LEVER, STEERING ROD LH Steuerhebel, links							1	1								~52542 ~50110 (WG)	
20	61321-1883-0	Levier(G) LEVER, STEERING ROD LH Steuerhebel, links										1	1					~52542 ~50050 (WG)	

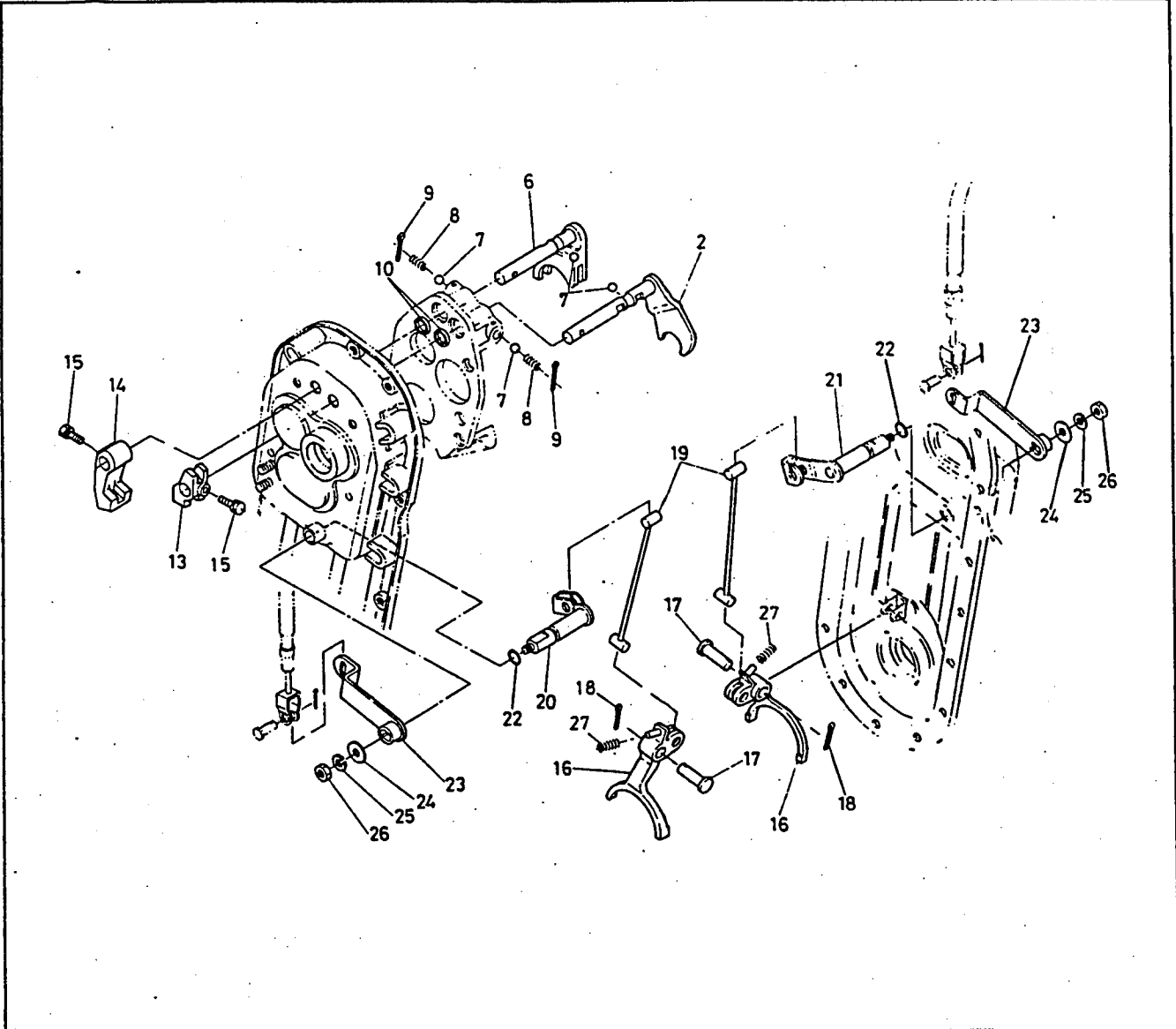
FIG.5

CHANGEMENT DE LA BOITE DE VITESSES  
 TRANSMISSION-SPEED CHANGE  
 GANGSCHALTUNG

(VIEUX TYPE)  
 (OLD TYPE)  
 (ALTER TYP)

{ ~70000  
 ~65000 (WG) }

[T450]  
 [T550]  
 [T650]



REF. No. TEIL Nr.

- |                |                |
|----------------|----------------|
| ① 61321-1811-0 | ⑩ 61321-1815-0 |
| ② 61321-1812-0 | ⑪ 201123-50818 |
| ③ 61321-1813-0 | ⑫ 61321-1816-0 |
| ④ 05112-50522  | ⑬ 61321-1881-0 |
| ⑤ 05511-51210  | ⑭ 61321-1883-0 |
| ⑥ 61321-1814-0 | ⑮ 61321-1884-0 |
|                | ⑯ 61321-1885-0 |

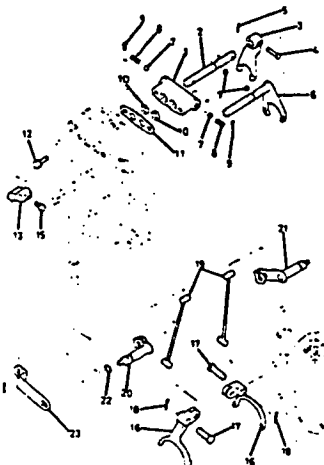


FIG.5

CHANGEMENT DE LA BOITE DE VITESSES (VIEUX TYPE)  
 TRANSMISSION-SPEED CHANGE (OLD TYPE)  
 GANGSCHALTUNG (ALTER TYP)

{ ~70000  
 ~65000 (WG) }

(T450)  
 (T550)  
 (T650)

REF. No. TEL. Nr.	No. DE CODE CODE No. CODE NR.	DESCRIPTION BEZEICHNUNG	UNITÉ · UNIT · GERÄT												INTERCHANGEABILITY AUSTAUSCHBARKEIT		REMARKS REMARKS BEMERKUNGEN
			T450					T550			T650		NUMERO DE REVISION REVISION No. REVISION-Nr.	NUMERO DE SERIE SERIAL No. SERIAL-Nr.			
			FR	WG	UK	SW	SP	FR	WG	SP	FR	WG					
20	61321-1883-3	Levier(G) LEVER, STEERING ROD LH Steuerhebel, links							1	1					61321-231	50001 ~52542 50001 ~50110 (WG)	C
20	61321-1883-3	Levier(G) LEVER, STEERING ROD LH Steuerhebel, links											1	1	61321-231	50001 ~52542 50001 ~50050 (WG)	C
20	61361-1883-0	Levier(G) LEVER, STEERING ROD LH Steuerhebel, links							1	1					61361-108	60001 ~60004 60001 ~65000 (WG)	C
20	61361-1883-0	Levier(G) LEVER, STEERING ROD LH Steuerhebel, links											1	1	61361-108	60001 ~70000 60001 ~65000 (WG)	C
20	61361-1883-2	Levier(G) LEVER, STEERING ROD LH Steuerhebel, links							1	1					61361-142	60005 ~70000 60001 ~65000 (WG)	C
20	61361-1883-2	Levier(G) LEVER, STEERING ROD LH Steuerhebel, links											1	1	61361-142	60001 ~70000 60001 ~65000 (WG)	C
21	61321-1884-0	Levier(D) LEVER, STEERING ROD RH Steuerhebel, rechts							1	1						~52542 ~50110 (WG)	
21	61321-1884-0	Levier(D) LEVER, STEERING ROD RH Steuerhebel, rechts											1	1		~52542 ~50050 (WG)	
21	61321-1884-3	Levier(D) LEVER, STEERING ROD RH Steuerhebel, rechts							1	1					61321-231	50001 ~52542 50001 ~50110 (WG)	C
21	61321-1884-3	Levier(D) LEVER, STEERING ROD RH Steuerhebel, rechts											1	1	61321-231	50001 ~52542 50001 ~50050 (WG)	C
21	61361-1884-0	Levier(D) LEVER, STEERING ROD RH Steuerhebel, rechts							1	1					61361-109	60001 ~60004 60001 ~50110 (WG)	C
21	61361-1884-0	Levier(D) LEVER, STEERING ROD RH Steuerhebel, rechts											1	1	61361-109	60001 ~52542 60001 ~50050 (WG)	C
21	61361-1884-3	Levier(D) LEVER, STEERING ROD RH Steuerhebel, rechts							1	1					61361-143	60005 ~70000 60001 ~65000 (WG)	C
21	61361-1884-3	Levier(D) LEVER, STEERING ROD RH Steuerhebel, rechts											1	1	61361-143	60001 ~70000 60001 ~65000 (WG)	C
22	04811-06100	Joint caoutchouc O RING O-Ring							2	2	2	2	2	2		60001 ~70000 60001 ~65000 (WG)	
23	61321-1885-0	Levier LEVER, STEERING CLUTCH Hebel							2	2						~60004 ~50110 (WG)	

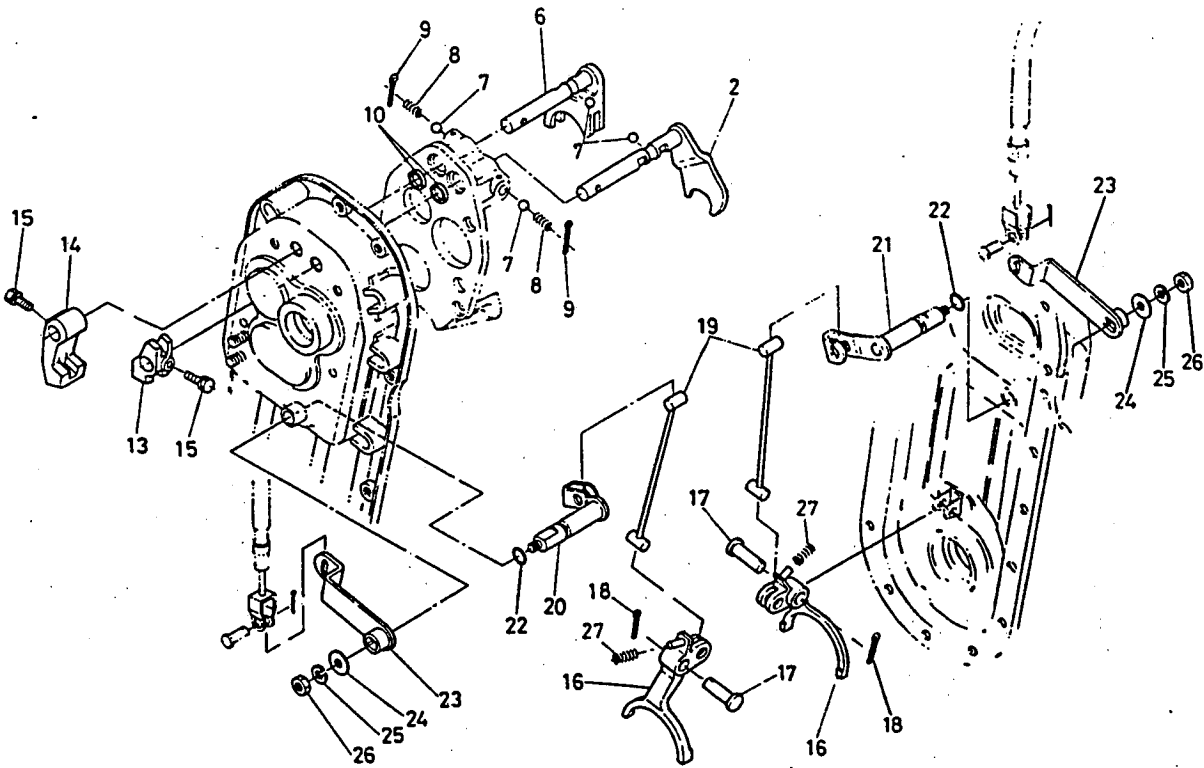
FIG.5

CHANGEMENT DE LA BOITE DE VITESSES  
 TRANSMISSION-SPEED CHANGE  
 GANGSCHALTUNG

(VIEUX TYPE)  
 (OLD TYPE)  
 (ALTER TYP)

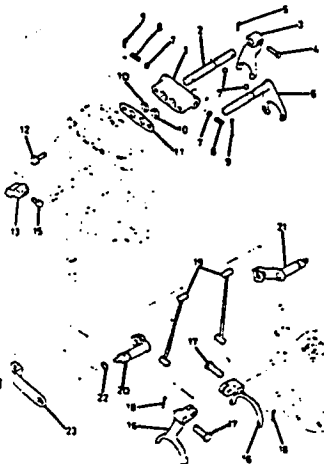
[~70000  
 ~65000 (WG)]

[T450]  
 [T550]  
 [T650]



REF. No. TEIL Nr.

- |                |                |
|----------------|----------------|
| ① 61321-1811-0 | ⑩ 61321-1815-0 |
| ② 61321-1812-0 | ⑪ 20123-50818  |
| ③ 61321-1813-0 | ⑫ 61321-1816-0 |
| ④ 05112-50522  | ⑬ 61321-1881-0 |
| ⑤ 05511-51210  | ⑭ 61321-1883-0 |
| ⑥ 61321-1814-0 | ⑮ 61321-1884-0 |
|                | ⑯ 61321-1885-0 |



## FIG.5

CHANGEMENT DE LA BOITE DE VITESSES (VIEUX TYPE)  
 TRANSMISSION-SPEED CHANGE (OLD TYPE)  
 GANGSCHALTUNG (ALTER TYP)

{ ~70000  
 ~65000 (WG) }

[T450]  
 [T550]  
 [T650]

REF. No. TEIL Nr.	No. DE CODE CODE No. CODE NR.	DESCRIPTION BEZEICHUNG	UNITÉ · UNIT · GERÄT									INTERCHANGEABILITY AUSTAUSCHBARKEIT		REMARKS REMARKS BEMERKUNGEN				
			T450			T550			T650			NUMERO DE REVISION REVISION No. REVISION-Nr.	NUMERO DE SERIE SERIAL No. SERIAL-Nr.					
			FR	WG	UK	SW	SP		FR	WG	SP				FR	WG		
23	61321-1885-0	Levier LEVER, STEERING CLUTCH Hebel												2	2		~52542 ~50050 (WG)	
23	61361-1885-2	Levier LEVER, STEERING CLUTCH Hebel							2	2						61361-141	60005 ~70000 60001 ~65000 (WG)	C
23	61361-1885-2	Levier LEVER, STEERING CLUTCH Hebel												2	2	61361-141	60001 ~70000 60001 ~65000 (WG)	C
24	04013-50080	Rondelle WASHER, PLAIN Beilagscheibe						2	2	2	2	2					50001 ~70000 50001 ~65000 (WG)	
25	04512-50080	Rondelle grower WASHER, SPRING Federring						2	2	2	2	2					50001 ~70000 50001 ~65000 (WG)	
26	02114-50080	Ecrou NUT Mutter						2	2	2	2	2					50001 ~70000 50001 ~65000 (WG)	
27	61361-1882-0	Ressort SPRING Feder						2	2	2	2	2					50001 ~70000 50001 ~65000 (WG)	

FR:France    WG:Allemagne    UK:Augletterre    SW:Suisse    SP:Espagne  
 FR:France    WG:West Germany    UK:United Kingdom    SW:Switzerland    SP:Spain  
 FR:Frankreich    WG:Westdeutschland    UK:Großbritannien    SW:Schweiz    SP:Soanien

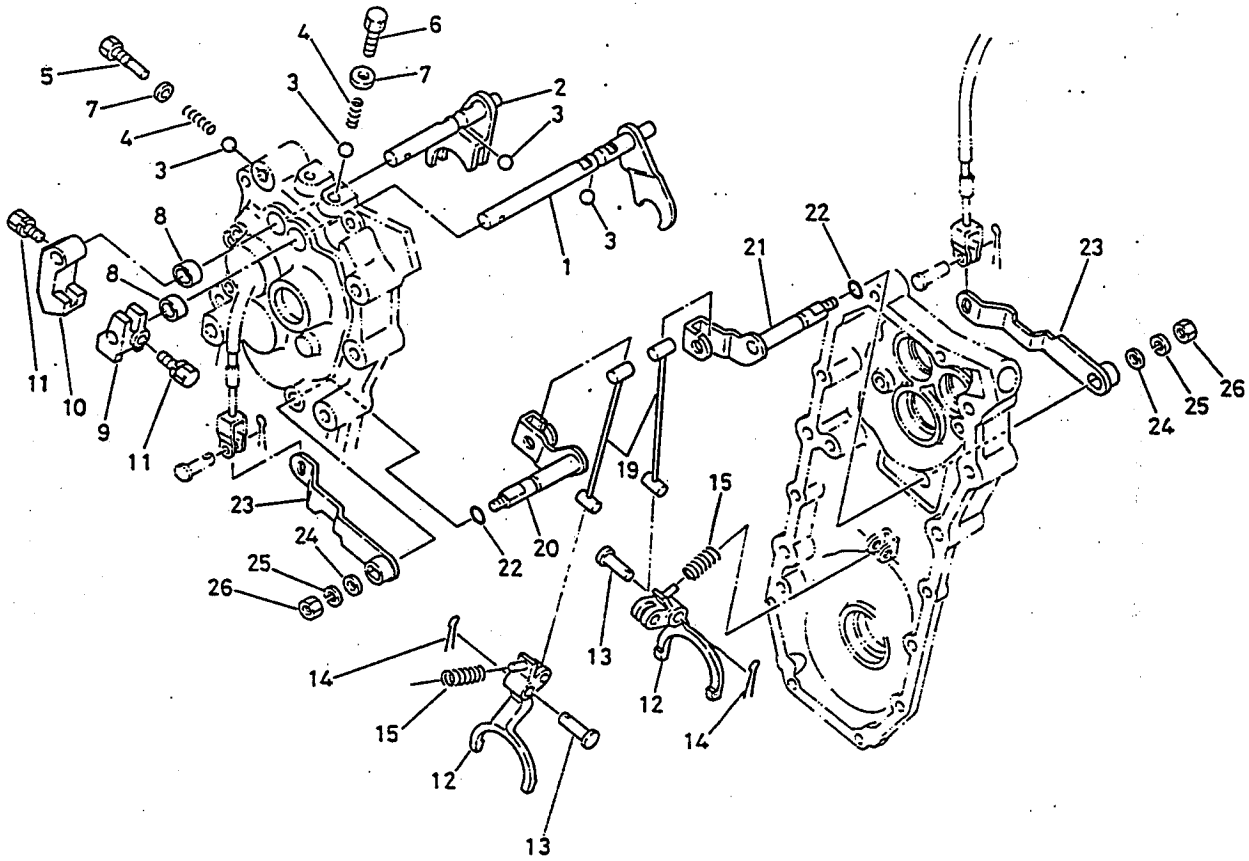
FIG.5

CHANGEMENT DE LA BOITE DE VITESSES  
 TRANSMISSION-SPEED CHANGE  
 GANGSCHALTUNG

(NEUF TYPE)  
 (NEW TYPE)  
 (NEUER TYP)

[70001~  
 65001 (WG)~]

[T450-D]  
 [T550-D]  
 [T650-D]



**FIG.5**

**CHANGEMENT DE LA BOITE DE VITESSES (NEUF TYPE)  
TRANSMISSION-SPEED CHANGE (NEW TYPE)  
GANGSCHALTUNG (NEUER TYP)**

[70001~  
65001 (WG)~]

[T450-D]  
[T550-D]  
[T650-D]

REF. No. TEIL Nr.	No. DE CODE CODE No. CODE NR.	DESCRIPTION BEZEICHNUNG	UNITÉ.UNIT.GERÄT														INTERCHANGEABILITE INTERCHANGEABILITY AUSTAUSCHBARKEIT		REMARQUES REMARKS BEMERKUNGEN							
			T450-D						T550-D				T650-D				NUMERO DE REVISION REVISION No. REVISION-Nr.	NUMERO DE SERIE SERIAL No. SERIAL-Nr.								
			FR	WG	UK	SW	SP	FI	HO	MA	FR	WG	SP	HO	FR	WG				HO	MA					
1	61471-1811-0	Fruchette complet COMP FORK, SHIFT 1 Schaltgabel, komplette	1	1	1	1	1	1	1	1	1	1	1	1	1	1	1	1	1	1	1	1	1	1	70001~ 65001 (WG)~	
2	61361-1812-3	Fourchette complet COMP FORK, SHTFT 2 Schaltgabel, komplett	1	1	1	1	1	1	1	1	1	1	1	1	1	1	1	1	1	1	1	1	1	1	70001~ 65001 (WG)~	
3	07715-01605	Bille BALL Kugel	4	4	4	4	4	4	4	4	4	4	4	4	4	4	4	4	4	4	4	4	4	4	70001~ 65001 (WG)~	
4	62581-1823-0	Ressort SPRING Feder	2	2	2	2	2	2	2	2	2	2	2	2	2	2	2	2	2	2	2	2	2	2	70001~ 65001 (WG)~	
5	62671-1813-0	Vis BOLT Schraube	1	1	1	1	1	1	1	1	1	1	1	1	1	1	1	1	1	1	1	1	1	1	70001~ 65001 (WG)~	
6	62081-1833-0	Vis BOLT Schraube	1	1	1	1	1	1	1	1	1	1	1	1	1	1	1	1	1	1	1	1	1	1	70001~ 65001 (WG)~	
7	04714-00100	Joint PACKING Dichtring	2	2	2	2	2	2	2	2	2	2	2	2	2	2	2	2	2	2	2	2	2	2	70001~ 65001 (WG)~	
8	09230-12185	Bague SEAL, OIL Dichtring	2	2	2	2	2	2	2	2	2	2	2	2	2	2	2	2	2	2	2	2	2	2	70001~ 65001 (WG)~	
9	61361-1816-3	Jointure 1 JOINT, LEVER 1 Verbindungshebel 1	1	1	1	1	1	1	1	1	1	1	1	1	1	1	1	1	1	1	1	1	1	1	70001~ 65001 (WG)~	
10	61361-1817-0	Jointure 2 JOINT, LEVER 2 Verbindungshebel 2	1	1	1	1	1	1	1	1	1	1	1	1	1	1	1	1	1	1	1	1	1	1	70001~ 65001 (WG)~	
11	01020-50616	Vis BOLT Schraube	2	2	2	2	2	2	2	2	2	2	2	2	2	2	2	2	2	2	2	2	2	2	70001~ 65001 (WG)~	
12	61361-1881-4	Fourchette FORK, STEERING Steuergabel																							70001~ 65001 (WG)~	
13	61441-1882-0	Goupille PIN, JOINT Verbindungsstift																							70001~ 65001 (WG)~	
14	05511-50318	Goupille fendue PIN, SPLIT Splint																							70001~ 65001 (WG)~	
15	61441-1883-0	Ressort SPRING Feder																							70001~ 65001 (WG)~	
16	61441-1884-0	Fourchette FORK, STEERING Steuergabel																							70001~ 65001 (WG)~	

FIG.5

CHANGEMENT DE LA BOITE DE VITESSES  
TRANSMISSION-SPEED CHANGE  
GANGSCHALTUNG

(NEUF TYPE)  
(NEW TYPE)  
(NEUER TYP)

[70001~  
65001 (WG)~]

[T450-D]  
[T550-D]  
[T650-D]

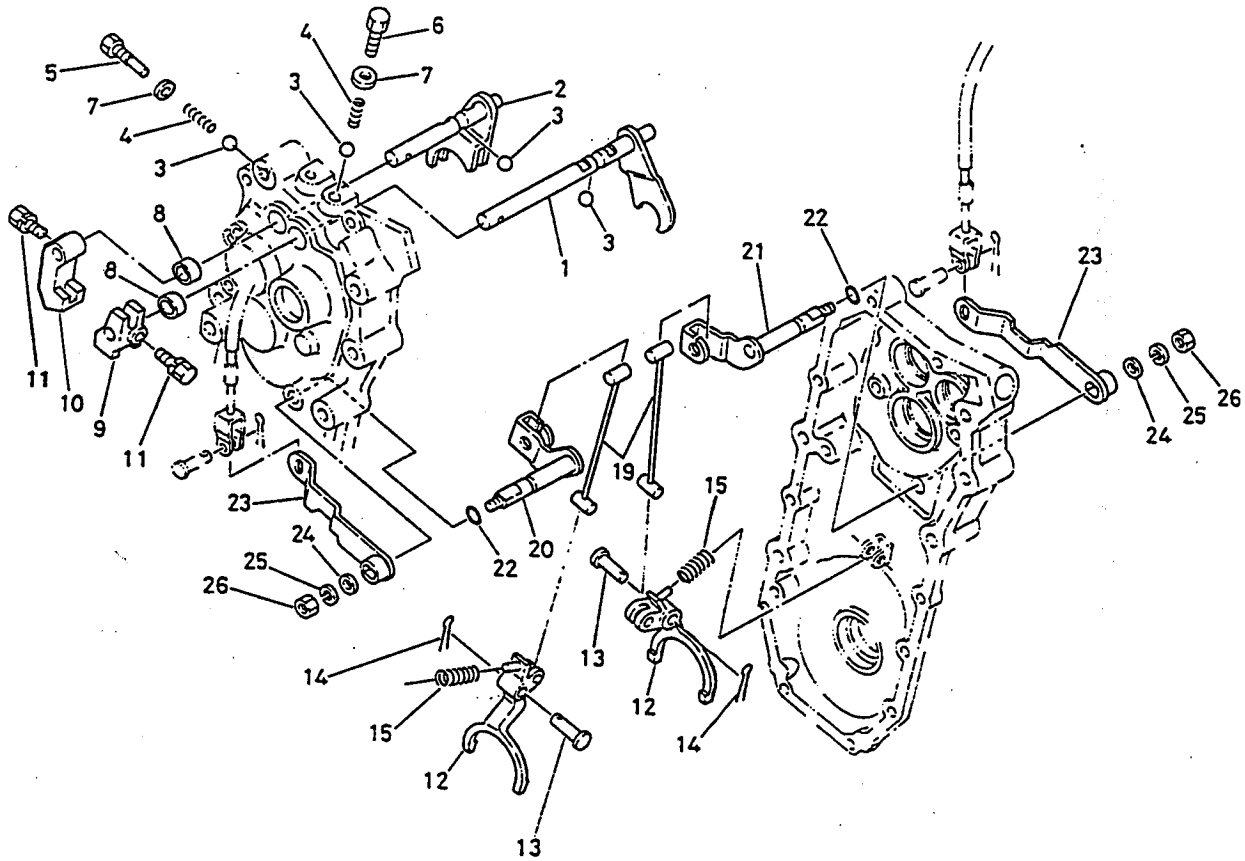






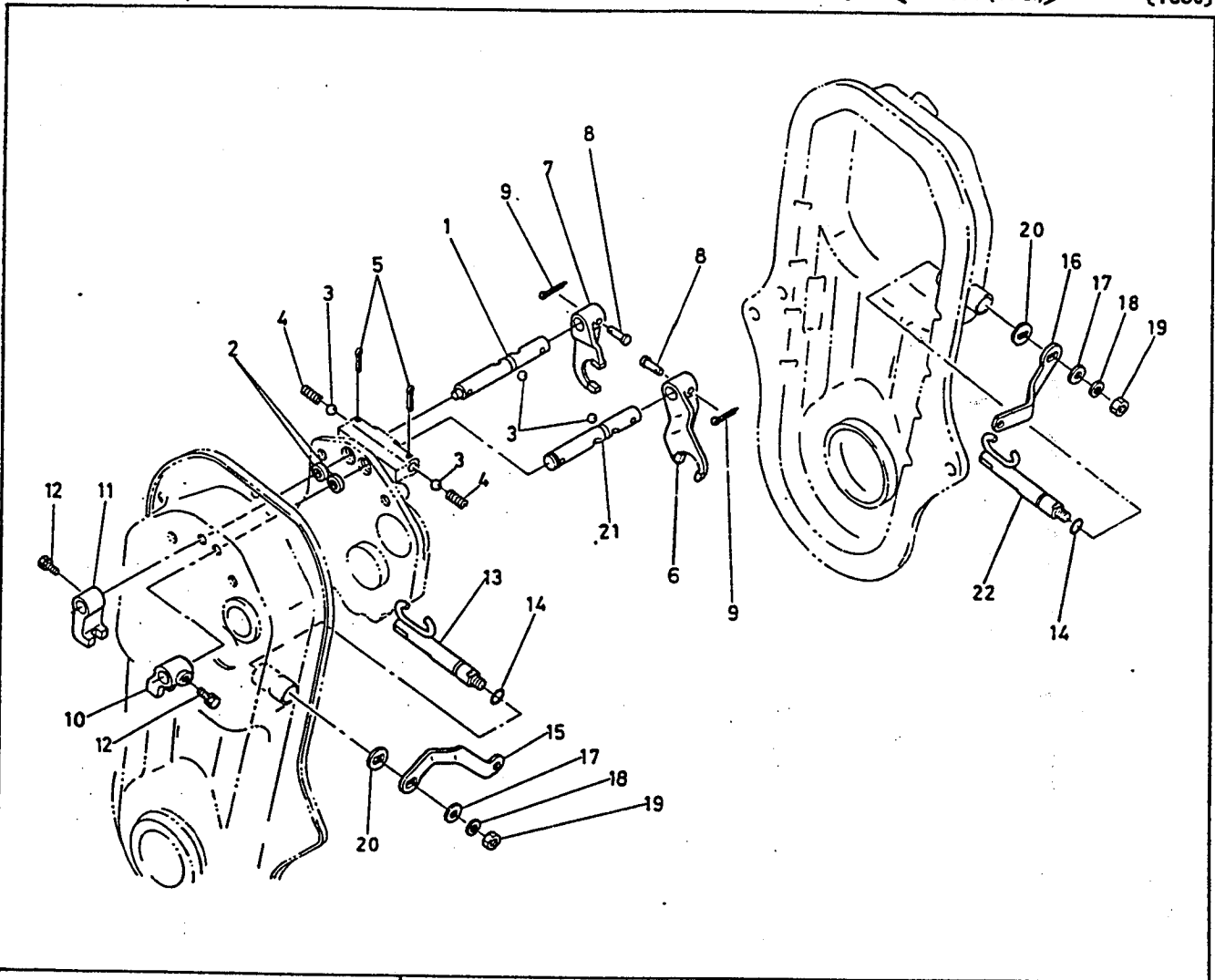
FIG.5

CHANGEMENT DE LA BOITE DE VITESSES  
TRANSMISSION-SPEED CHANGE  
GANGSCHALTUNG

(VIEUX TYPE)  
(OLD TYPE)  
(ALTER TYP)

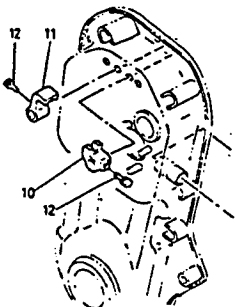
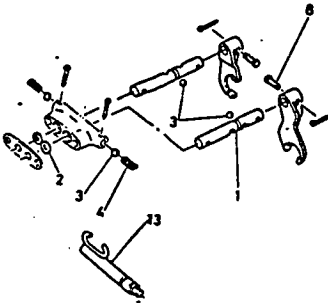
[~70000  
~65000 (WG)]

[T750]  
[T850]



REF. No., TEIL Nr.

- ①62571-1811-0    ⑬62571-1881-0
- ⑩61321-1816-0
- ⑪61321-1817-0



## FIG.5

CHANGEMENT DE LA BOITE DE VITESSES (VIEUX TYPE)  
TRANSMISSION-SPEED CHANGE (OLD TYPE)  
GANGSCHALTUNG (ALTER TYP)[~70000  
~65000 (WG)][T750  
T850]

REF. No. TEIL Nr.	No. DE CODE CODE No. CODE NR.	DESCRIPTION BEZEICHNUNG	UNITÉ · UNIT · GERÄT				INTERCHANGEABILITY AUSTAUSCHBARKEIT		REMARQUES REMARKS BEMERKUNGEN
			T750		T850		NUMERO DE REVISION REVISION No. REVISION-Nr.	NUMERO DE SERIE SERIAL No. SERIAL-Nr.	
			FR	WG	FR	WG			
1	62571-1811-0	Tringle ROD, SHIFT Schaltstange	2				~60003		
1	62571-1811-0	Tringle ROD, SHIFT Schaltstange			2		~51073		
1	62571-1811-4	Tringle ROD, SHIFT Schaltstange	2			62571-185	50001~ 60003	C	
1	62571-1811-4	Tringle ROD, SHIFT Schaltstange			2	62571-185	50001~ 51073	C	
1	62581-1821-0	Tringle ROD, SHIFT 1-R Schaltstange 1-R	1	1		62581-55	60001 ~70000 60001 ~65000 (WG)	C	
1	62581-1821-0	Tringle ROD, SHIFT 1-R Schaltstange 1-R			1	1	62581-55	60001 ~70000 60001 ~65000 (WG)	C
2	09230-12185	Bague SEAL, OIL Dichtring	2				~60003		
2	09230-12185	Bague SEAL, OIL Dichtring			2		~51073		
2	62581-1831-0	Bague SEAL, OIL Dichtring	2	2		62581-113	60004 ~70000 60001 ~65000 (WG)	C	
2	62581-1831-0	Bague SEAL, OIL Dichtring			2	2	62581-113	60001 ~70000 60001 ~65000 (WG)	C
3	07715-01605	Bille BALL Kugel	4	4	4	4	50001 ~70000 50001 ~65000 (WG)		
4	62231-1853-0	Ressort SPRING Feder	2				~60003		
4	62331-1853-0	Ressort SPRING Feder			2		~51073		
4	62581-1823-0	Ressort SPRING Feder	2	2		62581-89	50001 ~70000 50001 ~65000 (WG)	C	
4	62581-1823-0	Ressort SPRING Feder			2	2	62581-89	50001 ~70000 50001 ~65000 (WG)	C
5	05511-50325	Goupille PIN, SPRING Splint	2	2	2	2	50001 ~70000 50001 ~65000 (WG)		

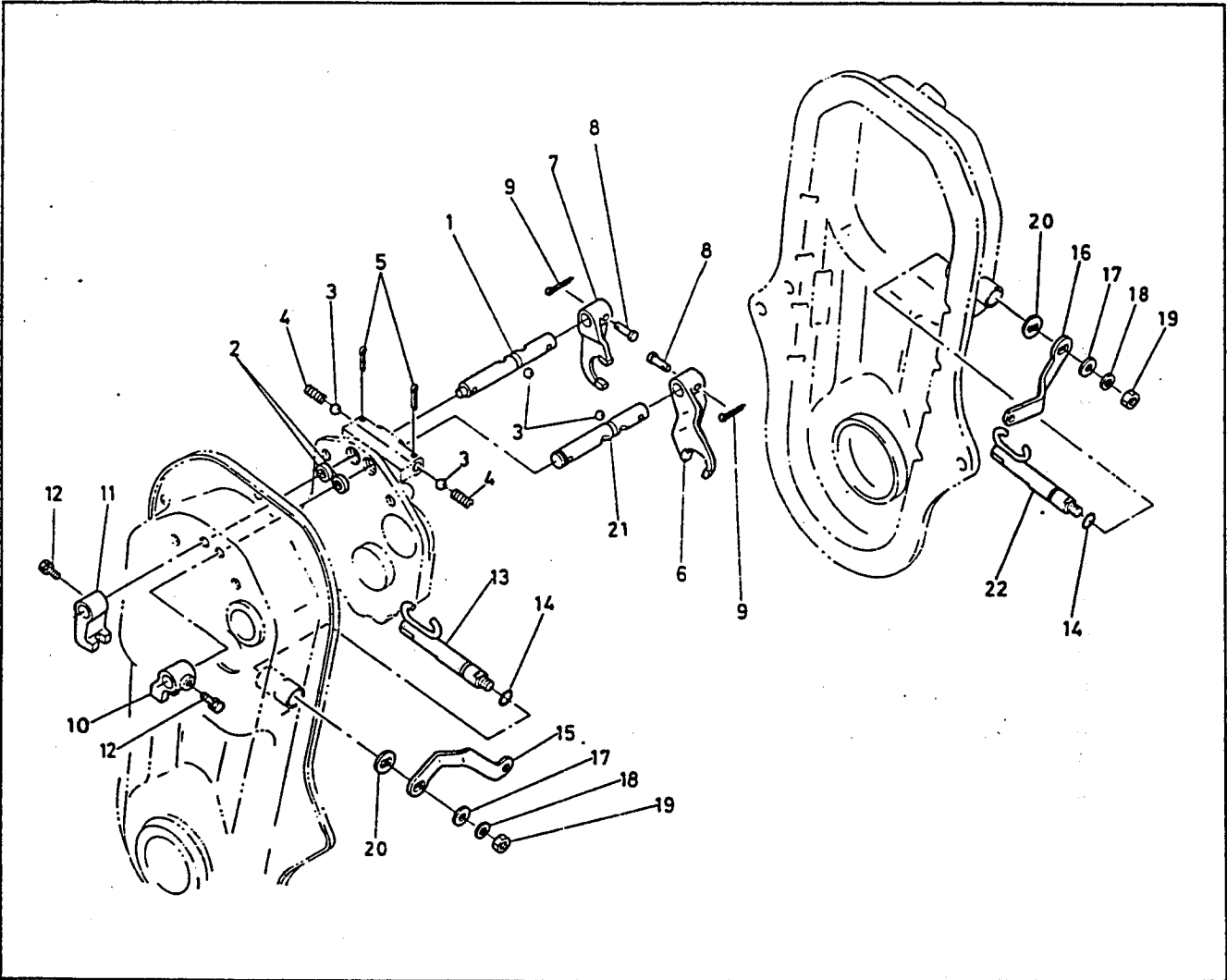
FIG.5

CHANGEMENT DE LA BOITE DE VITESSES  
TRANSMISSION-SPEED CHANGE  
GANGSCHALTUNG

(VIEUX TYPE)  
(OLD TYPE)  
(ALTER TYP)

[~70000  
~65000 (WG)]

[T750  
T850]



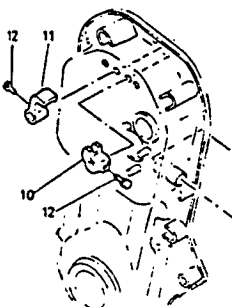
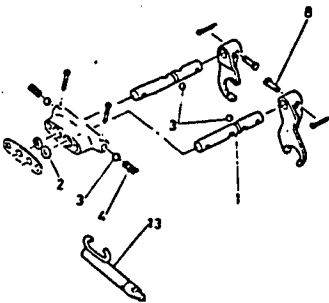
REF. No., TEIL Nr.

①62571-1811-0

③62571-1881-0

⑩61321-1816-0

⑪61321-1817-0



## FIG.5

CHANGEMENT DE LA BOITE DE VITESSES (VIEUX TYPE)  
 TRANSMISSION-SPEED CHANGE (OLD TYPE)  
 GANGSCHALTUNG (ALTER TYP)

{ ~70000  
 ~65000 (WG) }

{ T750  
 T850 }

REF. No. TEIL Nr.	No. DE CODE CODE No. CODE NR.	DESCRIPTION BEZEICHNUNG	UNITÉ · UNIT · GERÄT				INTERCHANGEABILITY AUSTAUSCHBARKEIT		REMARQUES REMARKS BEMERKUNGEN
			T750		T850		NUMERO DE REVISION REVISION No. REVISION-Nr.	NUMERO DE SERIE SERIAL No. SERIAL-Nr.	
			FR	WG	FR	WG			
6	62571-1812-0	Fourchette 1	1	1	1	1	50001 ~70000 50001 ~65000 (WG)		
		FORK, SHIFT 1							
		Schaltgabel 1							
7	62571-1813-2	Fourchette 2	1	1	1	1	50001 ~70000 50001 ~65000 (WG)		
		FORK, SHIFT 2							
		Schaltgabel 2							
8	05112-50522	Goupille	2	2	2	2	50001 ~70000 50001 ~65000 (WG)		
		PIN, JOINT							
		Stift							
9	05511-51210	Goupille fendue	2	2	2	2	50001 ~70000 50001 ~65000 (WG)		
		PIN, SPLIT							
		Splint							
10	61321-1816-0	Jointure 1	1				~50462		
		JOINT, LEVER 1							
		Verbindungshebel 1							
10	61321-1816-0	Jointure 1			1		~51073		
		JOINT, LEVER 1							
		Verbindungshebel 1							
10	62571-1816-0	Jointure 1	1			62571-103	50473~ 51342	C	
		JOINT, LEVER 1							
		Verbindungshebel 1							
10	62571-1816-0	Jointure 1			1	62571-103	50001~ 51073	C	
		JOINT, LEVER 1							
		Verbindungshebel 1							
10	62581-1816-0	Jointure 1	1			62581-87	50473~ 70000	C	
		JOINT, LEVER 1							
		Verbindungshebel 1							
10	62581-1816-0	Jointure 1			1	62581-87	50001~ 70000	C	
		JOINT, LEVER 1							
		Verbindungshebel 1							
10	61321-1816-3	Jointure 1	1	1		62581-106	50473~ 70000	C	
		JOINT, LEVER 1							
		Verbindungshebel 1							
10	61321-1816-3	Jointure 1			1	62581-106	50001 ~70000 50001 ~65000 (WG)	C	
		JOINT, LEVER 1							
		Verbindungshebel 1							
11	61321-1817-0	Jointure 2	1				~50462		
		JOINT, LEVER 2							
		Verbindungshebel 2							
11	61321-1817-0	Jointure 2			1		~51073		
		JOINT, LEVER 2							
		Verbindungshebel 2							
11	61321-1817-4	Jointure 2	1			61321-131	50473~	C	
		JOINT, LEVER 2							
		Verbindungshebel 2							
11	61321-1817-4	Jointure 2			1	61321-131	50001~	C	
		JOINT, LEVER 2							
		Verbindungshebel 2							

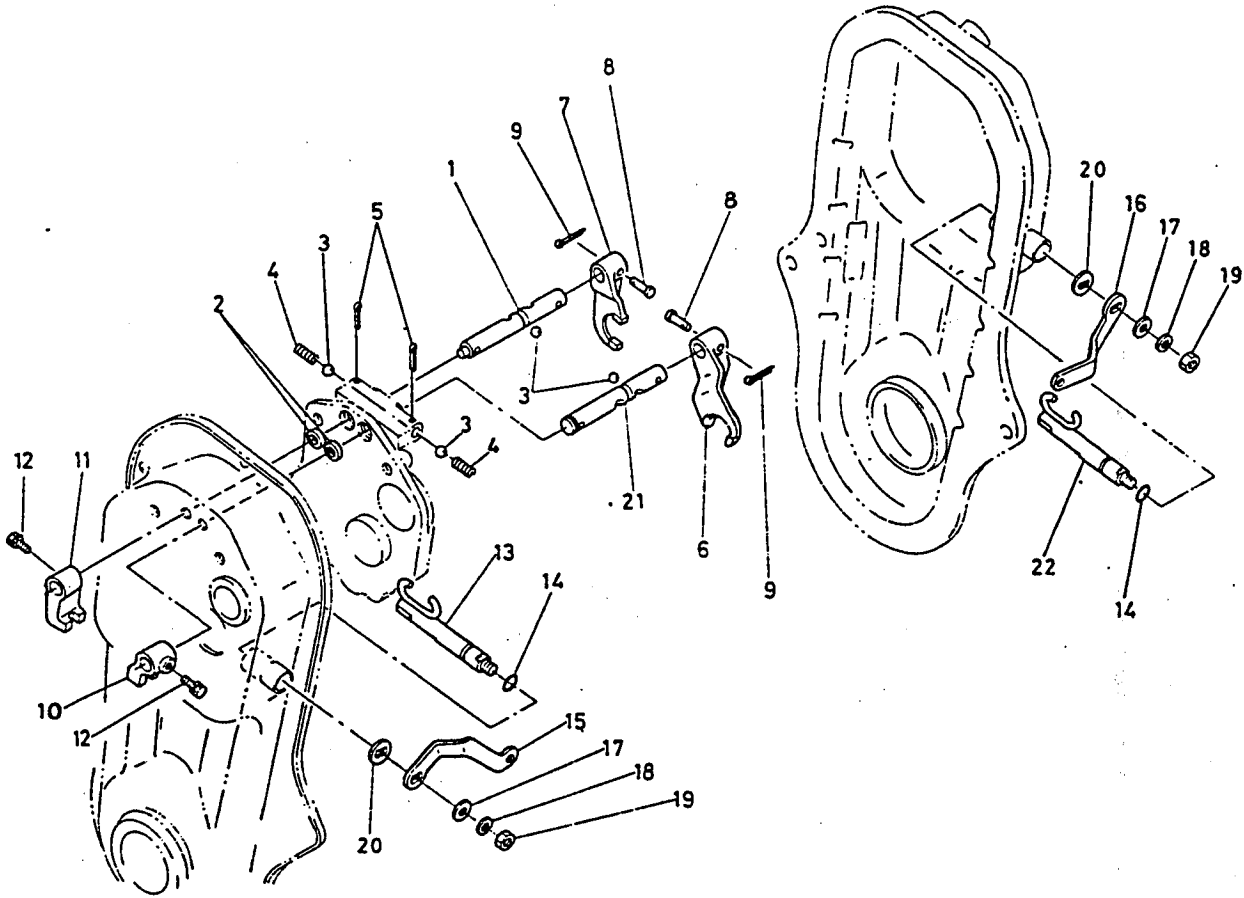
FIG.5

CHANGEMENT DE LA BOITE DE VITESSES  
TRANSMISSION-SPEED CHANGE  
GANGSCHALTUNG

(VIEUX TYPE)  
(OLD TYPE)  
(ALTER TYP)

[~70000  
~65000 (WG)]

[T750  
[T850]

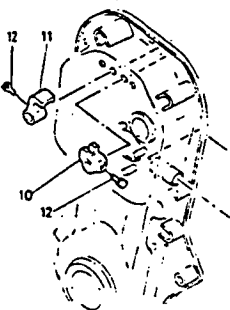
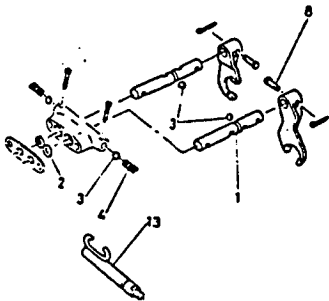


REF. No.. TEIL Nr.

①62571-1811-0    ①362571-1881-0

①061321-1816-0

①061321-1817-0



## FIG.5

CHANGEMENT DE LA BOITE DE VITESSES (VIEUX TYPE)  
 TRANSMISSION-SPEED CHANGE (OLD TYPE)  
 GANGSCHALTUNG (ALTER TYP)

{ ~70000  
 ~65000 (WG) }

{ T750  
 T850 }

REF. No. TEIL Nr.	No. DE CODE CODE No. CODE NR.	DESCRIPTION BEZEICHNUNG	UNITÉ · UNIT · GERÄT				INTERCHANGEABILITY AUSTAUSCHBARKEIT		REMARQUES REMARKS BEMERKUNGEN
			T750		T850		NUMERO DE REVISION REVISION No. REVISION-Nr.	NUMERO DE SERIE SERIAL No. SERIAL-Nr.	
			FR	WG	FR	WG			
11	62571-1817-0	Jointure 2 JOINT, LEVER 2 Verbindungshebel 2	1				62571-103	50473~ 60003	C
11	62571-1817-0	Jointure 2 JOINT, LEVER 2 Verbindungshebel 2			1		62571-103	50004~ 51073	C
11	62581-1817-0	Jointure 2 JOINT, LEVER 2 Verbindungshebel 2	1	1			62581-88	50473 ~60670 50473 ~60075 (WG)	C
11	62581-1817-0	Jointure 2 JOINT, LEVER 2 Verbindungshebel 2			1		62581-88	50004~ 51073	C
11	61321-1817-0	Jointure 2 JOINT, LEVER 2 Verbindungshebel 2	1	1			62581-107	50473 ~70000 50473 ~65000 (WG)	C
11	61321-1817-0	Jointure 2 JOINT, LEVER 2 Verbindungshebel 2			1	1	62581-107	50004 ~70000 50004 ~65000 (WG)	C
12	01020-50616	Vis BOLT Schraube	2	2	2	2		50001 ~70000 50001 ~65000 (WG)	
13	62571-1881-0	Fourchette FORK, STEERING Stevergabel	2					~60003	
13	62571-1881-0	Fourchette FORK, STEERING Stevergabel			2			~51073	
13	62581-1881-0	Fourchette FORK, STEERING Stevergabel	2	2			62581-57	60004~ 60001 (WG)~	C
13	62581-1881-0	Fourchette FORK, STEERING Stevergabel			2	2	62581-57	60001~	C
13	62581-1881-3	Fourchette FORK, STEERING LH Stevergabel links	1	1			62581-71	60004 ~70000 60001 ~65000 (WG)	C
13	62581-1881-3	Fourchette FORK, STEERING LH Stevergabel links			1	1	62581-71	60001 ~70000 60001 ~65000 (WG)	C
14	04811-06100	Joint caoutchouc O RING O-Ring	2	2	2	2		50001 ~70000 50001 ~65000 (WG)	
15	62571-1882-0	Lever LEVER LH Hebel, links	1	1	1	1		50001 ~70000 50001 ~65000 (WG)	
16	62571-1883-0	Lever LEVER RH Hebel, rechts	1	1	1	1		50001 ~70000 50001 ~65000 (WG)	

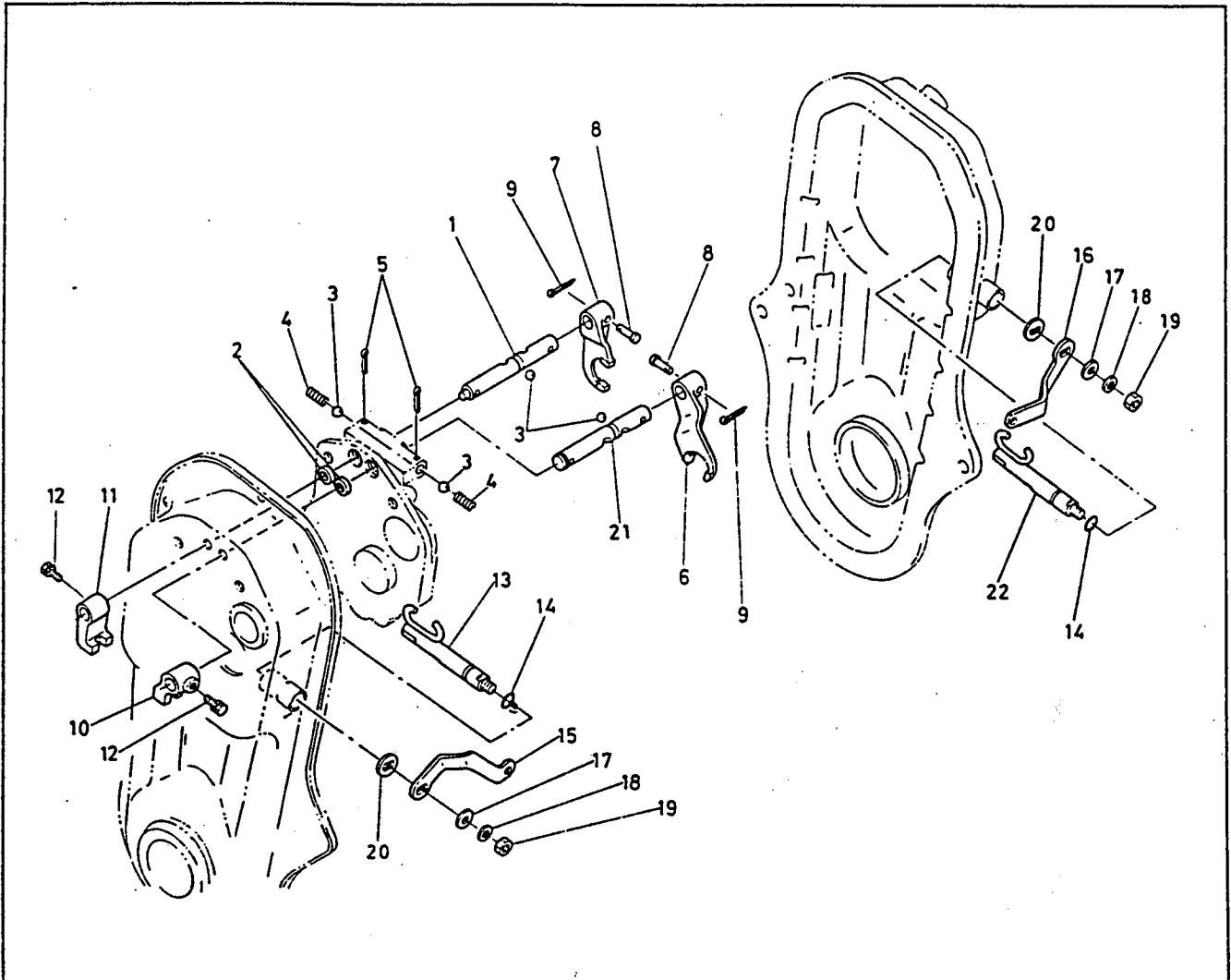
FIG.5

CHANGEMENT DE LA BOITE DE VITESSES  
TRANSMISSION-SPEED CHANGE  
GANGSCHALTUNG

(VIEUX TYPE)  
(OLD TYPE)  
(ALTER TYP)

[~70000  
~65000 (WG)]

[T750  
T850]



REF. No.. TEIL Nr.

①62571-1811-0    ①362571-1881-0

①061321-1816-0

①061321-1817-0

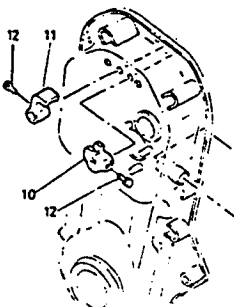
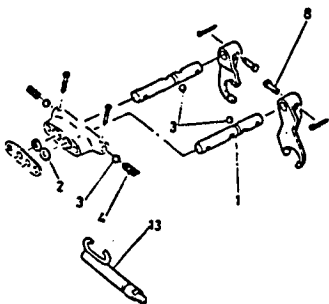






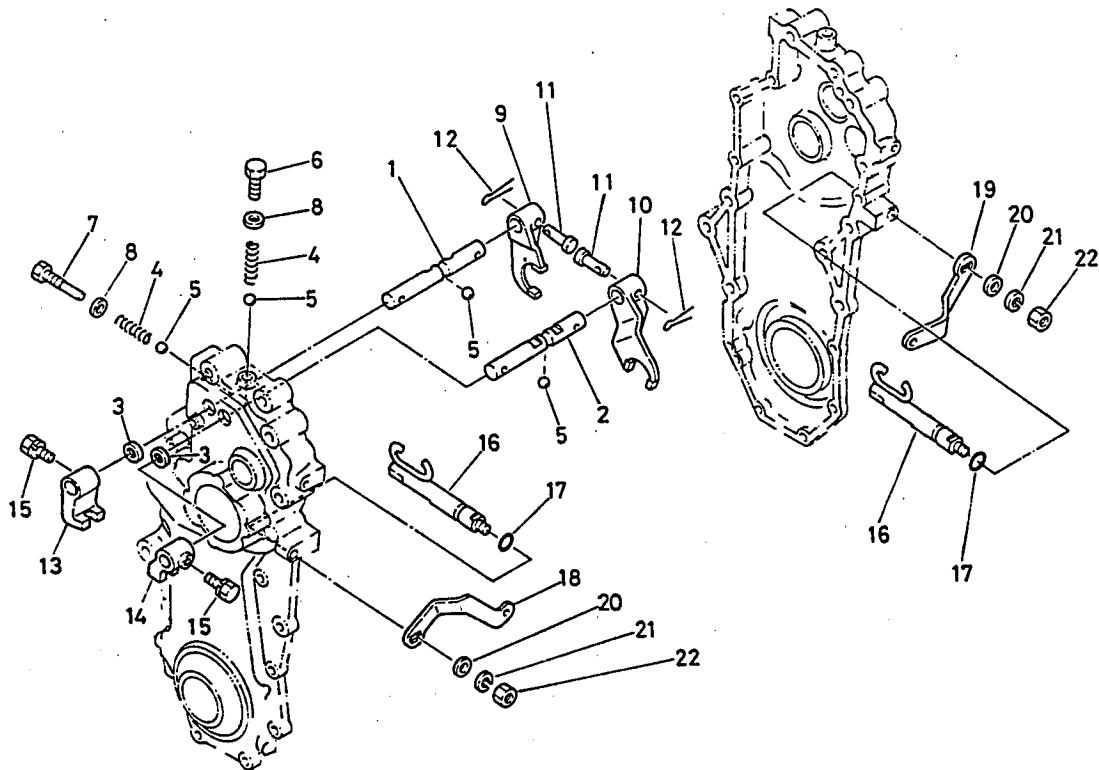
FIG.5

CHANGEMENT DE LA BOITE DE VITESSES  
 TRANSMISSION-SPEED CHANGE  
 GANGSCHALTUNG

(NEUF TYPE)  
 (NEW TYPE)  
 (NEUER TYP)

[70001~  
 65001 (WG)~]

[T750-D]  
 [T850-D]



## FIG.5

CHANGEMENT DE LA BOITE DE VITESSES (NEUF TYPE)  
TRANSMISSION-SPEED CHANGE (NEW TYPE)  
GANGSCHALTUNG (NEUER TYP)

[70001~  
65001 (WG)~]

[T750-D]  
[T850-D]

REF. No. TEIL Nr.	No. DE CODE CODE No. CODE NR.	DESCRIPTION BEZEICHNUNG	UNITÉ.UNIT.GERÄT						INTERCHANGEABILITE INTERCHANGEABILITY AUSTAUSCHBARKEIT	REMARQUES REMARKS BEMERKUNGEN
			T750-D			T850-D				
			FR	WG	HO	FR	WG			
1	62671-1811-0	Tringle	1	1	1	1	1	70001~ 65001 (WG)~		
		ROD, SHIFT 1-R								
		Schaltstange 1-R								
2	62671-1812-0	Tringle 3-5	1	1	1	1	1	70001~ 65001 (WG)~		
		ROD, SHIFT 3-5								
		Schaltstange 3-5								
3	09230-12185	Bague	2	2	2	2	2	70001~ 65001 (WG)~		
		SEAL, OIL								
		Dichtring								
4	62581-1823-0	Ressort	2	2	2	2	2	70001~ 65001 (WG)~		
		SPRING								
		Feder								
5	07715-01605	Bille	4	4	4	4	4	70001~ 65001 (WG)~		
		BALL								
		Kugel								
6	62671-1813-0	Vis	1	1	1	1	1	70001~ 65001 (WG)~		
		BOLT								
		Schraube								
7	62081-1833-0	Vis	1	1	1	1	1	70001~ 65001 (WG)~		
		BOLT								
		Schraube								
8	04714-00100	Joint	2	2	2	2	2	70001~ 65001 (WG)~		
		PACKING								
		Dichtung								
9	62671-1814-0	Fourchette 1-R	1	1	1	1	1	70001~ 65001 (WG)~		
		FORK, SHIFT 1-R								
		Schaltgabel 1-R								
10	62671-1815-0	Fourchette	1	1	1	1	1	70001~ 65001 (WG)~		
		FORK, SHIFT 3-5								
		Schaltgabel 3-5								
11	05112-50522	Goupille	2	2	2	2	2	70001~ 65001 (WG)~		
		PIN, JOINT								
		Stift								
12	05511-51210	Goupille fendue	2	2	2	2	2	70001~ 65001 (WG)~		
		PIN, SPLIT								
		Splint								
13	62671-1816-0	Jointure (G)	1	1	1	1	1	70001~ 65001 (WG)~		
		JOINT LEVER, LH								
		Verbindungshebel links								
14	62671-1817-0	Jointure (D)	1	1	1	1	1	70001~ 65001 (WG)~		
		JOINT LEVER, RH								
		Verbindungshebel rechts								
15	01202-50616	Vis	2	2	2	2	2	70001~ 65001 (WG)~		
		BOLT								
		Schraube								
16	62671-1881-0	Fourchette	2	2	2	2	2	70001~ 65001 (WG)~		
		FORK, STEERING								
		Steuergabel								

FIG.5

CHANGEMENT DE LA BOITE DE VITESSES  
 TRANSMISSION-SPEED CHANGE  
 GANGSCHALTUNG

(NEUF TYPE)  
 (NEW TYPE)  
 (NEUER TYP)

{ 70001~  
 65001 (WG)~ }

{ T750-D  
 T850-D }

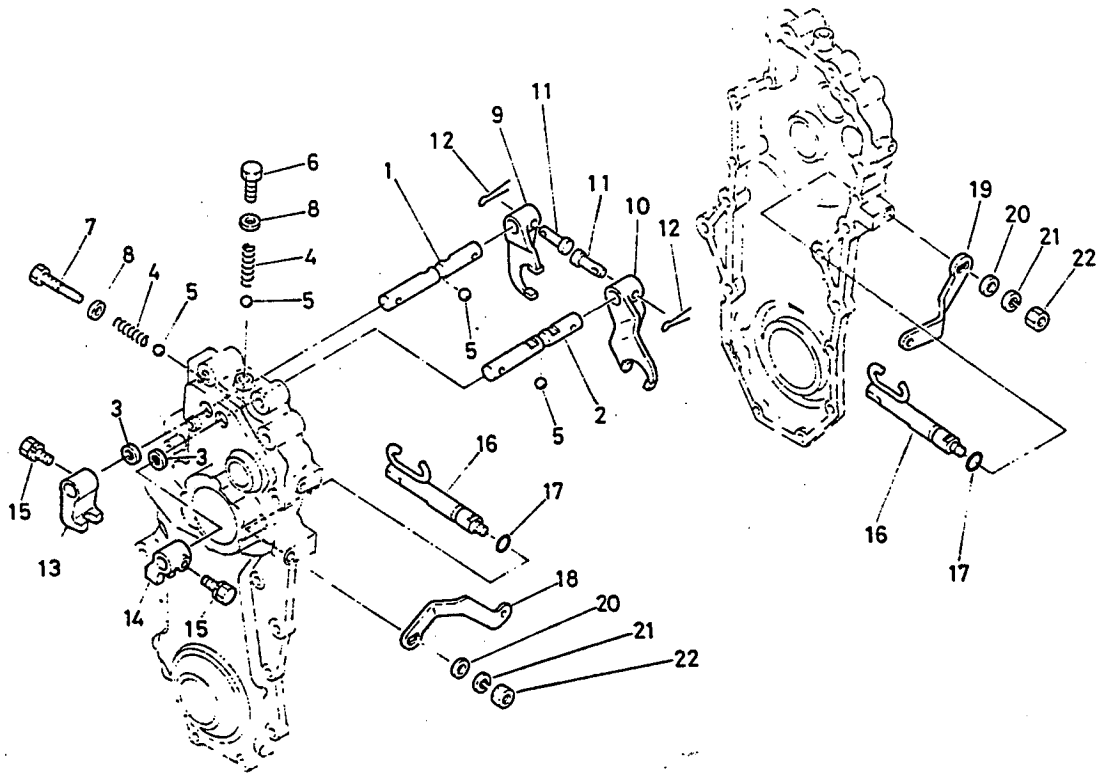


FIG.5

CHANGEMENT DE LA BOITE DE VITESSES  
TRANSMISSION-SPEED CHANGE  
GANGSCHALTUNG

(NEUF TYPE)  
(NEW TYPE)  
(NEUER TYP)

{ 70001~  
65001 (WG)~ }

{ T750-D)  
T850-D)

REF. No. TEIL Nr.	No. DE CODE CODE No. CODE NR.	DESCRIPTION BEZEICHNUNG	UNITÉ.UNIT.GERÄT						INTERCHANGEABILITY AUSTAUSCHBARKEIT		REMARQUES REMARKS BEMERKUNGEN
			T750-D			T850-D			NUMERO DE REVISION REVISION-Nr.	NUMERO DE SERIE SERIAL-Nr.	
			FR	WG	HO	FR	WG				
17	04811-06100	Joint caoutchouc	2	2	2	2	2		70001~ 65001 (WG)~		
		O RING									
		O-Ring									
18	62571-1882-0	Levier	1	1	1	1	1		70001~ 65001 (WG)~		
		LEVER LH									
		Hebel, links									
19	62571-1883-0	Levier	1	1	1	1	1		70001~ 65001 (WG)~		
		LEVER RH									
		Hebel, rechts									
20	04013-50080	Rondelle	2	2	2	2	2		70001~ 65001 (WG)~		
		WASHER, PLAIN									
		Beilagscheibe									
21	04512-50080	Rondelle grower	2	2	2	2	2		70001~ 65001 (WG)~		
		WASHER, SPRING									
		Federring									
22	02114-50080	Ecrou	2	2	2	2	2		70001~ 65001 (WG)~		
		NUT									
		Mutter									

FR:France    WG:Allemagne    HO:Hong Kong.  
FR:France    WG:West Germany    HO:Hong Kong  
FR:Frankreich    WG:Westdeutschland    HO:Hong Kong

FIG.6

FREIN  
BRAKE  
PARKBREMSHESEL

(VIEUX TYPE)  
(OLD TYPE)  
(ALTER TYP)

[~70000  
~65000 (WG)]

(T850)

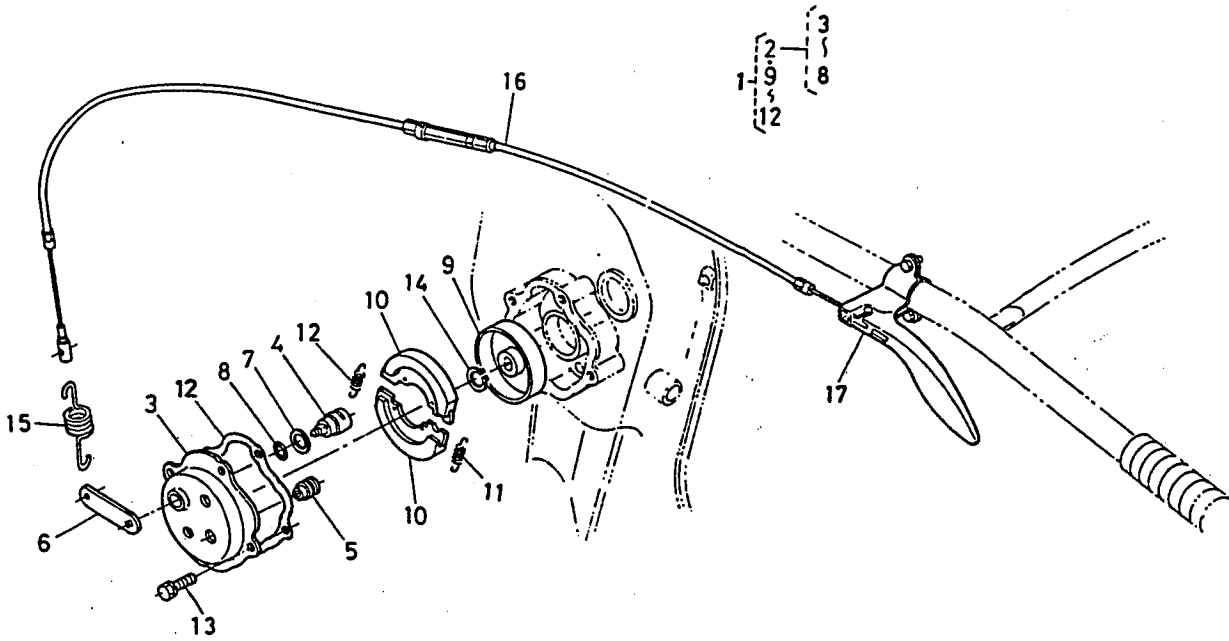


FIG.6

FREIN  
BRAKE  
PARKBREMSHESEL(VIEUX TYPE)  
(OLD TYPE)  
(ALTER TYP)[~70000  
~65000 (WG)]

[T850]

REF. No. TEIL Nr.	No. DE CODE CODE No. CODE NR.	DESCRIPTION BEZEICHUNG	UNITÉ · UNIT · GERÄT				INTERCHANGEABILITY INTERCHANGEABILITY AUSTAUSCHBARKEIT		REMARQUES REMARKS BEMERKUNGEN
			T750		T850		NUMERO DE REVISION No. REVISION-Nr.	NUMERO DE SERIE SERIAL No. SERIAL-Nr.	
			FR	WG	FR	WG			
1	62331-2210-0	Complet frein					50001	②, ⑨~⑰	
		ASSY BRAKE			1	1	~70000		
		Bremsensatz					50001 ~65000 (WG)		
2	62331-2224-0	Complet couvercle					50001	③~⑧	
		COMP COVER, BRAKE			1	1	~70000		
		Verkleidung					50001 ~65000 (WG)		
3	62523-2225-0	Couvercle					50001		
		COVER, BRAKE			1	1	~70000		
		Verkleidung					50001 ~65000 (WG)		
4	62721-2313-0	Goupille					50001		
		PIN, CAM			1	1	~70000		
		Sicherungsstift					50001 ~65000 (WG)		
5	☆	Commander par REF. No. ②					50001		
		ORDER BY REF. No. ②			1	1	~70000		
		Bestellung mit TEIL Nr. ②					50001 ~65000 (WG)		
6	☆	Commander par REF. No. ②					50001		
		ORDER BY REF. No. ②			1	1	~70000		
		Bestellung mit TEIL Nr. ②					50001 ~65000 (WG)		
7	62721-2314-0	Rondelle					50001		
		WASHER			1	1	~70000		
		Federring					50001 ~65000 (WG)		
8	04811-10080	Joint caoutchouc					50001		
		O RING			1	1	~70000		
		O-Ring					50001 ~65000 (WG)		
9	62281-2212-0	Tambour					50001		
		DRUM, BRAKE			1	1	~70000		
		Bremsterommel					50001 ~65000 (WG)		
10	62281-2213-0	Sabot					50001		
		SHOE, BRAKE			2	2	~70000		
		Bremsschuh					50001 ~65000 (WG)		
11	62281-2217-0	Ressort					50001		
		SPRING			2	2	~70000		
		Feder					50001 ~65000 (WG)		
12	62331-2222-0	Joint					50001		
		PACKING			1	1	~70000		
		Dichtung					50001 ~65000 (WG)		
13	01202-50612	Boulon					50001		
		BOLT			4	4	~70000		
		Schraube					50001 ~65000 (WG)		
14	04612-00140	Cir clip					50001		
		CIR-CLIP, EXTERNAL			1	1	~70000		
		Klemmring					50001 ~65000 (WG)		
15	62252-2216-0	Ressort					50001		
		SPRING			1	1	~70000		
		Bremsfeder					50001 ~65000 (WG)		
16	62331-4311-0	Métallique					50001		
		WIRE, BRAKE			1	1	~70000		
		Bremmeil					50001 ~65000 (WG)		

FIG.6

FREIN  
BRAKE:  
PARKBREMSHESEL

(VIEUX TYPE)  
(OLD TYPE)  
(ALTER TYP)

[~70000  
~65000(WG)]

(T850)

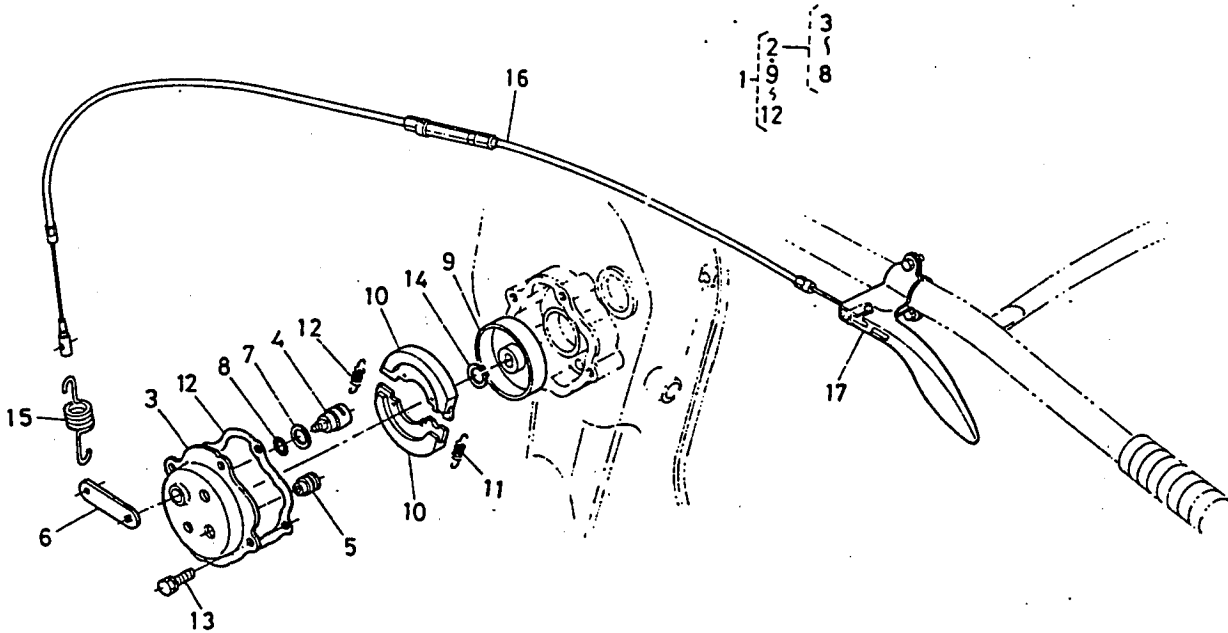






FIG.6

FREIN  
BRAKE  
PARKBREMSHESEL

(NEUF TYPE)  
(NEW TYPE)  
(NEUER TYP)

[70001~  
65001 (WG)~]

[T850-D]

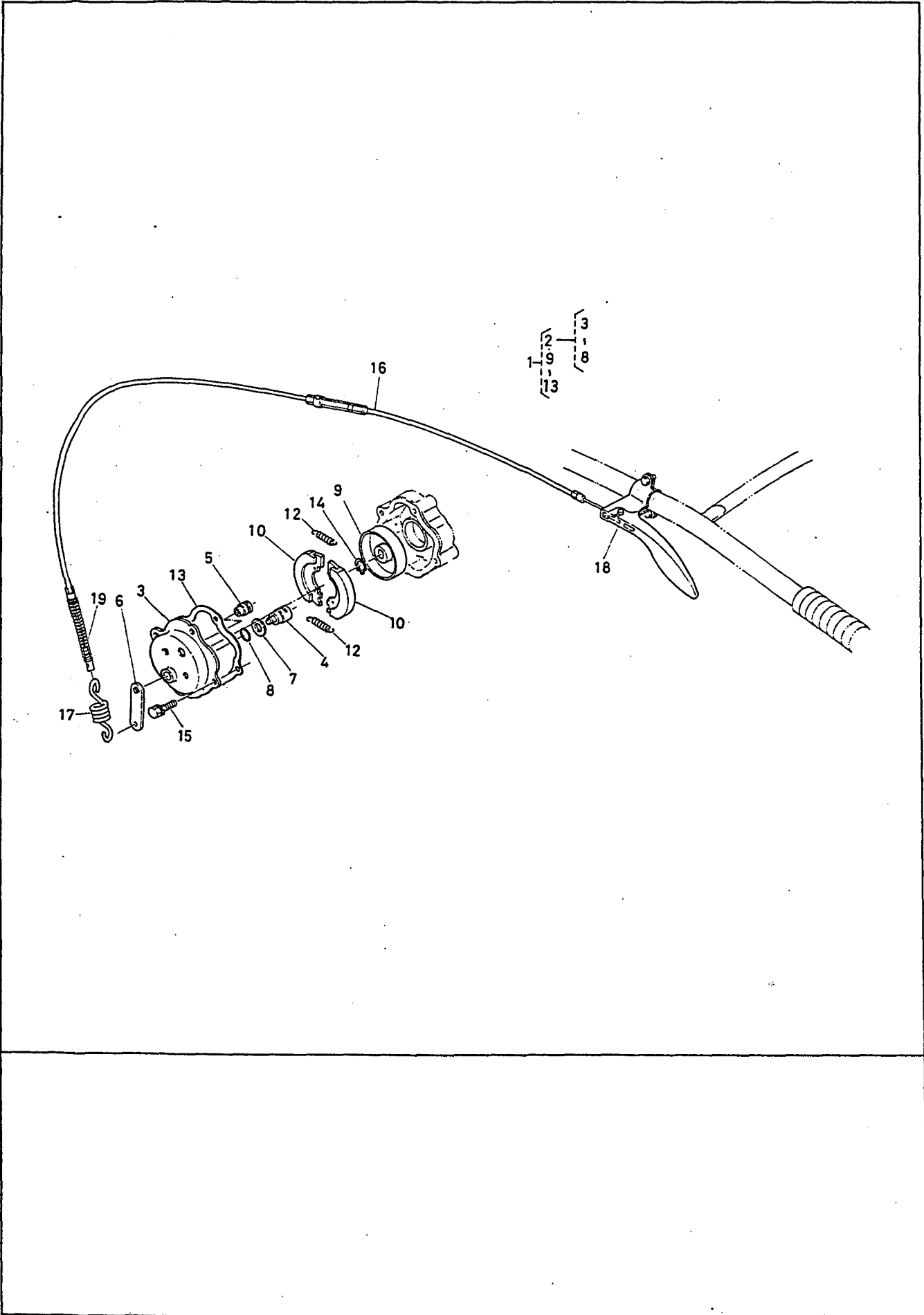


FIG.6

FREIN  
BRAKE  
PARKBREMSHESEL(NEUF TYPE)  
(NEW TYPE)  
(NEUER TYP)[70001~  
65001 (WG)~] [T850-D]

REF. No. TEIL Nr.	No. DE CODE CODE No. CODE NR.	DESCRIPTION BEZEICHNUNG	UNITÉ.UNIT.GERÄT						INTERCHANGEABILITE INTERCHANGEABILITY AUSTAUSCHBARKEIT NUMERO DE REVISION REVISION No. REVISION-Nr.	REMARQUES REMARKS BEMERKUNGEN	
			T750-D			T850-D					
			FR	WG	HO	FR	WG				
1	62523-2210-0	Complet frein ASSY BRAKE Bremsensatz					1	1		70001~ 65001 (WG)~	②, ⑨~⑬
2	62523-2224-0	Complet couvercle COMP COVER, BRAKE Verkleidung					1	1		70001~ 65001 (WG)~	③~⑧
3	62523-2225-0	Couvercle COVER, BRAKE Verkleidung					1	1		70001~ 65001 (WG)~	
4	62721-2313-0	Goupille PIN, CAM Sicherungsstift					1	1		70001~ 65001 (WG)~	
5	☆	Commander par REF. No. ② ORDER BY REF. No. ② Bestellung mit TEIL NR. ②					1	1		70001~ 65001 (WG)~	
6	☆	Commander par REF. No. ② ORDER BY REF. No. ② Bestellung mit TEIL NR. ②					1	1		70001~ 65001 (WG)~	
7	62721-2314-0	Rondelle WASHER Federring					1	1		70001~ 65001 (WG)~	
8	04811-10080	Joint caoutchouc O RING O-Ring					1	1		70001~ 65001 (WG)~	
9	62281-2212-0	Tambour DRUM, BRAKE Bremsterommel					1	1		70001~ 65001 (WG)~	
10	62281-2213-0	Sabot SHOE, BRAKE Brems Schuh					2	2		70001~ 65001 (WG)~	
11	62281-2214-0	Plat PLATE, SHOE Platte					2	2		70001~ 65001 (WG)~	
12	62281-2217-0	Ressort SPRING Feder					2	2		70001~ 65001 (WG)~	
13	62331-2222-0	Joint PACKING Dichtung					1	1		70001~ 65001 (WG)~	
14	04612-00140	Cir clip CIR-CLIP, EXTERNAL Klemmring					1	1		70001~ 65001 (WG)~	
15	01202-50612	Boulon BOLT Schraube					4	4		70001~ 65001 (WG)~	
16	62691-4411-0	Métallique WIRE, BRAKE Bremmeil					1	1		70001~ 65001 (WG)~	

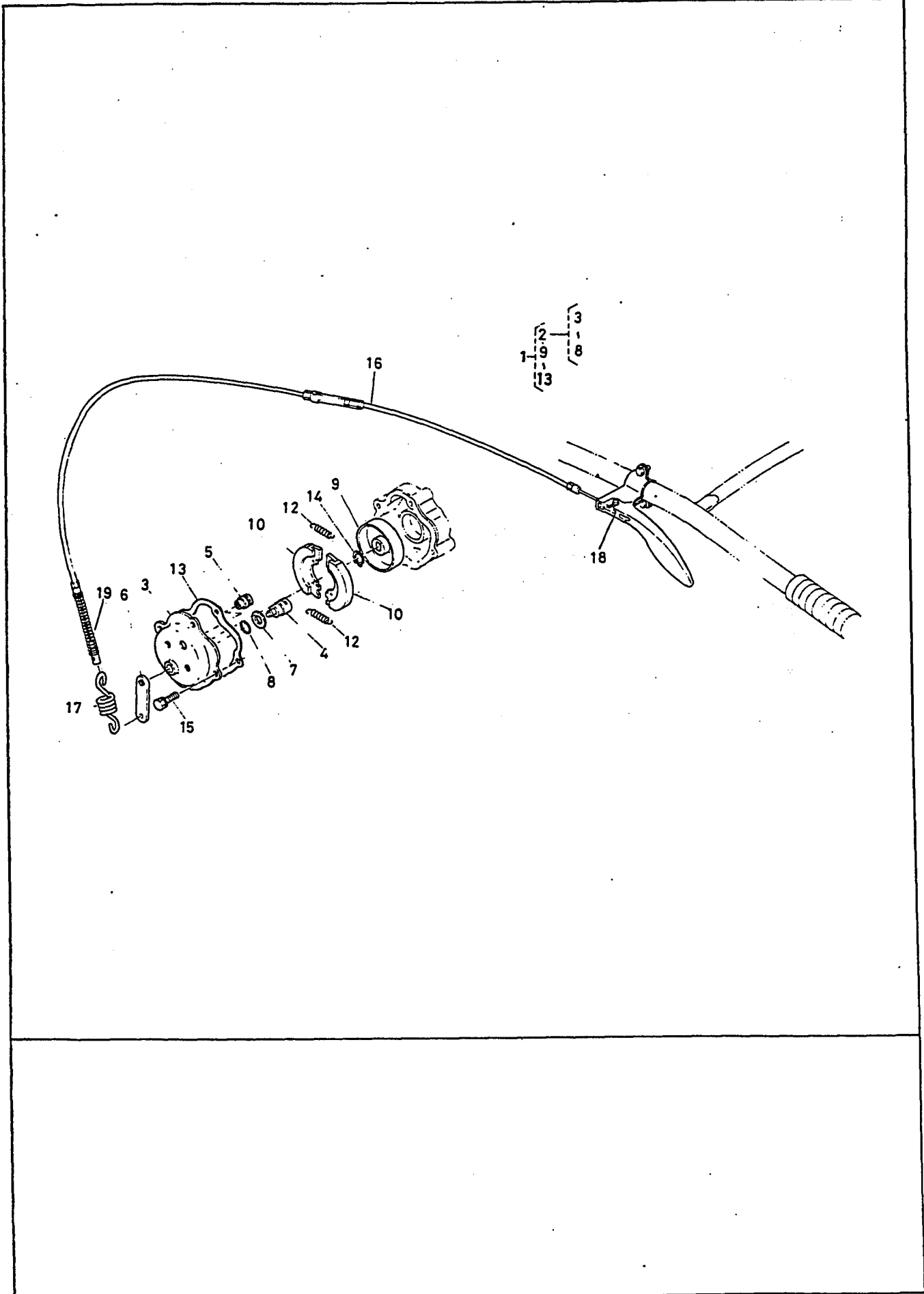
FIG.6

FREIN  
BRAKE  
PARKBREMSHESEL

(NEUF TYPE)  
(NEW TYPE)  
(NEUER TYP)

[70001~  
65001 (WG)~]

[T850-D]





116-L

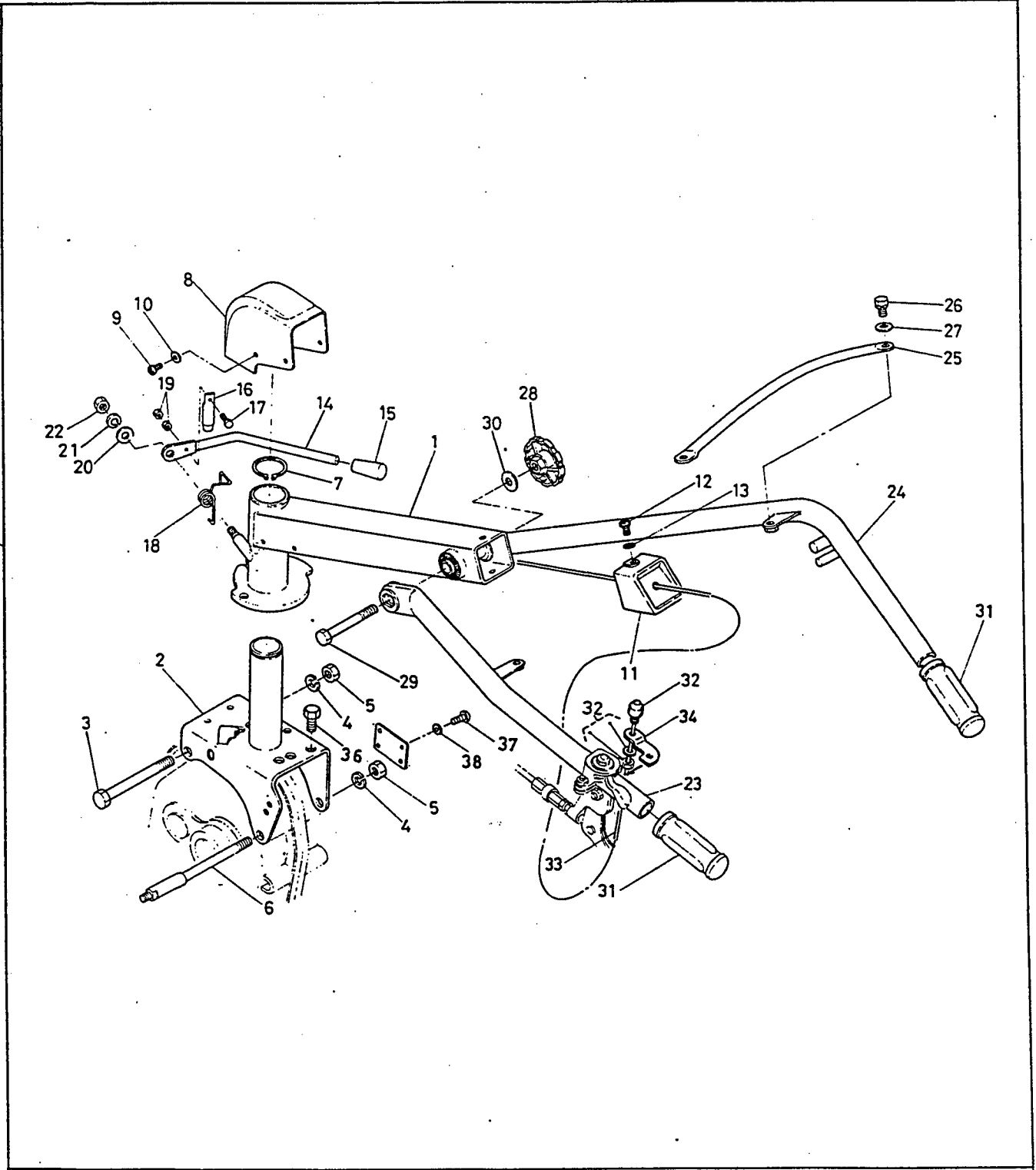
FIG.7

MANCHERON  
HANDLE  
HANDGRIFF-BAUGRUPPE

(VIEUX TYPE)  
(OLD TYPE)  
(ALTER TYP)

[~70000  
~65000 (WG)]

[T450]  
[T550]  
[T650]



## FIG.7

### MANCHERON HANDLE HANDGRIFF-BAUGRUPPE

(VIEUX TYPE)  
(OLD TYPE)  
(ALTER TYP)

~70000  
~65000 (WG)

[T450]  
[T550]  
[T650]

REF. No. TEIL Nr.	No. DE CODE CODE No. CODE NR.	DESCRIPTION BEZEICHNUNG	UNITÉ · UNIT · GERÄT									INTERCHANGEABILITE INTERCHANGEABILITY AUSTAUSCHBARKEIT		REMARQUES REMARKS BEMERKUNGEN	
			T450			T550			T650			NUMERO DE REVISION REVISION No. REVISION-Nr.	NUMERO DE SERIE SERIAL No. SERIAL-Nr.		
			FR	WG	UK	SW	SP	FR	WG	SP	FR				WG
1	61311-4111-0	Corder complet volant COMP FRAME, HANDLE Träger	1	1	1	1	1	1	1	1	1	1	1	50001 ~70000 50001 ~65000 (WG)	
2	61351-4112-0	Support complet COMP HOLDER HANDLE Sockel	1		1	1								~50882	
2	61351-4112-0	Support complet COMP HOLDER HANDLE Sockel						1						~51442	
2	61351-4112-0	Support complet COMP HOLDER HANDLE Sockel									1			~51542	
2	61313-4112-0	Support complet COMP HOLDER HANDLE Sockel	1		1	1							61351-50	50001 ~51622 50001 ~50050 (WG)	C
2	61313-4112-0	Support complet COMP HOLDER HANDLE Sockel						1					61351-50	50001 ~52542 50001 ~50110 (WG)	C
2	61313-4112-0	Support complet COMP HOLDER HANDLE Sockel									1		61351-50	50001 ~52542 50001 ~50050 (WG)	C
2	61313-4112-2	Support complet COMP HOLDER HANDLE Sockel	1		1	1	1						61361-125	60001 ~70000 60001 ~65000 (WG)	C
2	61313-4112-2	Support complet COMP HOLDER HANDLE Sockel						1		1			61361-125	60001 ~70000 60001 ~65000 (WG)	C
2	61313-4112-2	Support complet COMP HOLDER HANDLE Sockel									1		61361-125	60001 ~70000 60001 ~65000 (WG)	C
2	61354-4112-0	Support complet COMP HOLDER HANDLE Sockel		1						1		1		50001 ~70000 50001 ~65000 (WG)	
3	01173-51004	Vis BOLT Schraube	1	1	1	1	1	1	1	1	1	1	1	50001 ~70000 50001 ~65000 (WG)	
4	04512-50100	Rondelle grower WASHER, SPRING Federring	2	2	2	2	2	2	2	2	2	2	2	50001 ~70000 50001 ~65000 (WG)	
5	02118-50100	Ecrou NUT Mutter	2	2	2	2	2	2	2	2	2	2	2	50001 ~70000 50001 ~65000 (WG)	
6	61321-4113-0	Boulon BOLT, FULCRUM Drehachse	1		1	1								~50822	
6	61321-4113-0	Boulon BOLT, FULCRUM Drehachse							1					~51442	

J01-L

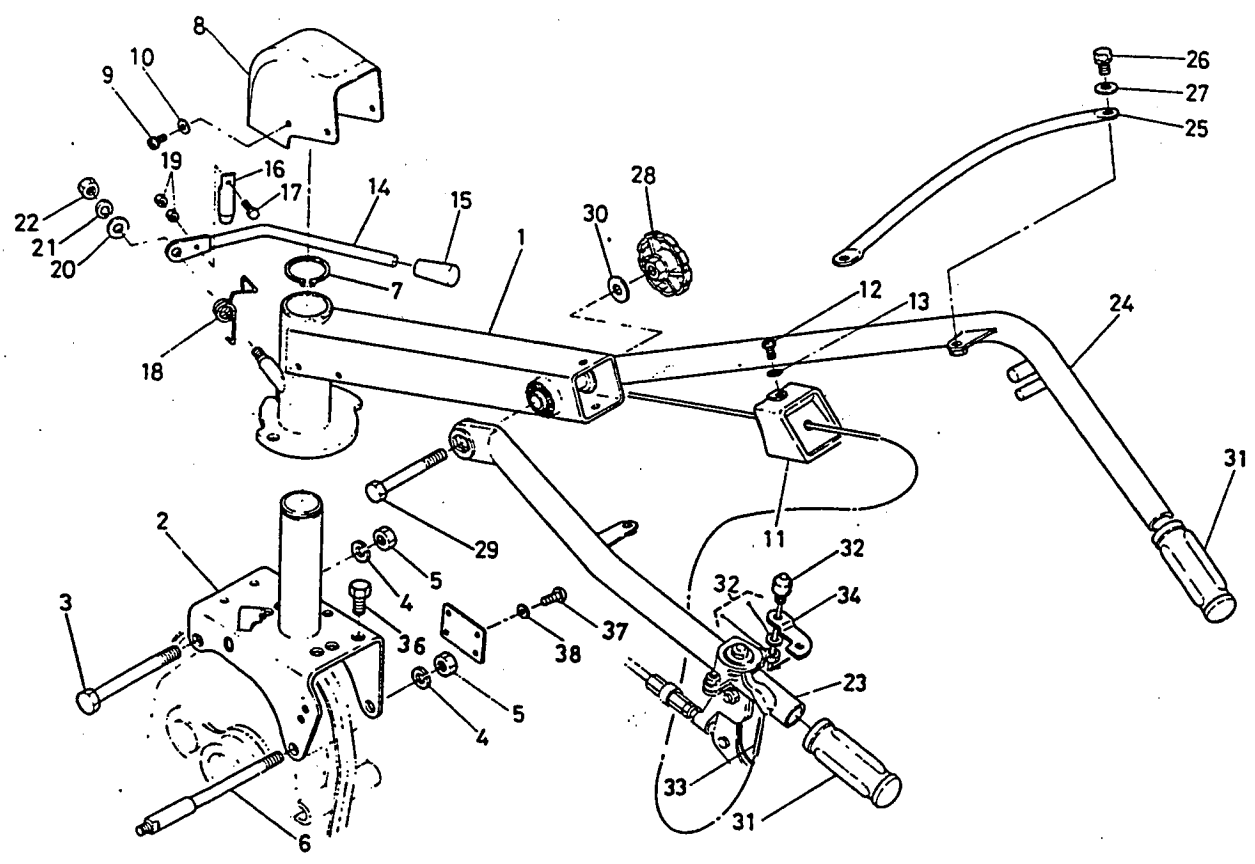
FIG.7

MANCHERON  
HANDLE  
HANDGRIFF-BAUGRUPPE

(VIEUX TYPE)  
(OLD TYPE)  
(ALTER TYP)

[~70000  
~65000 (WG)]

(T450)  
(T550)  
(T650)





J01-R

FIG.7

MANCHERON  
HANDLE  
HANDGRIFF-BAUGRUPPE

(VIEUX TYPE)  
(OLD TYPE)  
(ALTER TYP)

{ ~70000  
~65000 (WG) }

(T450)  
(T550)  
(T650)

REF. No. TEIL Nr.	No. DE CODE CODE No. CODE NR.	DESCRIPTION BEZEICHNUNG	UNITÉ · UNIT · GERÄT									INTERCHANGEABILITY AUSTAUSCHBARKEIT		REMARQUES REMARKS BEMERKUNGEN		
			T450					T550			T650	NUMERO DE REVISION REVISION No. REVISION-Nr.	NUMERO DE SERIE SERIAL No. SERIAL-Nr.			
			FR	WG	UK	SW	SP	FR	WG	SP	FR				WG	
6	61321-4113-0	Boulon BOLT, FULCRUM Drehachse										1			~51542	
6	61321-4113-4	Boulon BOLT, FULCRUM Drehachse	1		1	1								61321-174	50001 ~50882	C
6	61321-4113-4	Boulon BOLT, FULCRUM Drehachse							1					61321-174	50001 ~51442	C
6	61321-4113-4	Boulon BOLT, FULCRUM Drehachse										1		61321-174	50001 ~51542	C
6	61321-4113-5	Boulon BOLT, FULCRUM Drehachse	1		1	1								61321-177	50001 ~50882	C
6	61321-4113-5	Boulon BOLT, FULCRUM Drehachse							1					61321-177	50001 ~51602	C
6	61321-4113-5	Boulon BOLT, FULCRUM Drehachse										1		61321-177	50001 ~51542	C
6	61321-4113-6	Boulon BOLT, FULCRUM Drehachse	1	1	1	1								61321-189	50883 ~70000 50001 ~65000 (WG)	C
6	61321-4113-6	Boulon BOLT, FULCRUM Drehachse							1	1	1			61321-189	51603 ~70000 50001 ~65000 (WG)	C
6	61321-4113-6	Boulon BOLT, FULCRUM Drehachse										1	1	61321-189	51543 ~70000 50001 ~65000 (WG)	C
6	61321-4113-7	Boulon BOLT, FULCRUM Drehachse	1	1	1	1	1							61321-278	50883 ~70000 50001 ~65000 (WG)	
6	61321-4113-7	Boulon BOLT, FULCRUM Drehachse							1	1	1			61321-278	51603 ~70000 50001 ~65000 (WG)	
6	61321-4113-7	Boulon BOLT, FULCRUM Drehachse										1	1	61321-278	51543 ~70000 50001 ~65000 (WG)	
7	04612-00380	Circlip CIR-CLIP, EXTERNAL Klemmring	1	1	1	1	1	1	1	1	1	1	1		50001 ~70000 50001 ~65000 (WG)	
8	61351-4115-0	Couvercle COVER, HANDLE(FRONT) Abdeckung	1	1	1	1	1	1	1	1	1	1	1		50001 ~70000 50001 ~65000 (WG)	
9	03004-50612	Vis SCREW Schraube	4	4	4	4	4	4	4	4	4	4	4		50001 ~70000 50001 ~65000 (WG)	

FR:France WG:Allemagne UK:Angletterre SW:Suisse SP:Espagne  
FR:France WG:West Germany UK:United Kingdom SW:Switzerland SP:Spain  
FR:Frankreich WG:Westdeutschland UK:Großbritannien SW:Schweiz SP:Spanien

J02-L

FIG.7

MANCHERON  
HANDLE  
HANDGRIFF-BAUGRUPPE

(VIEUX TYPE)  
(OLD TYPE)  
(ALTER TYP)

(~70000  
~65000(WG))

[T450]  
[T550]  
[T650]


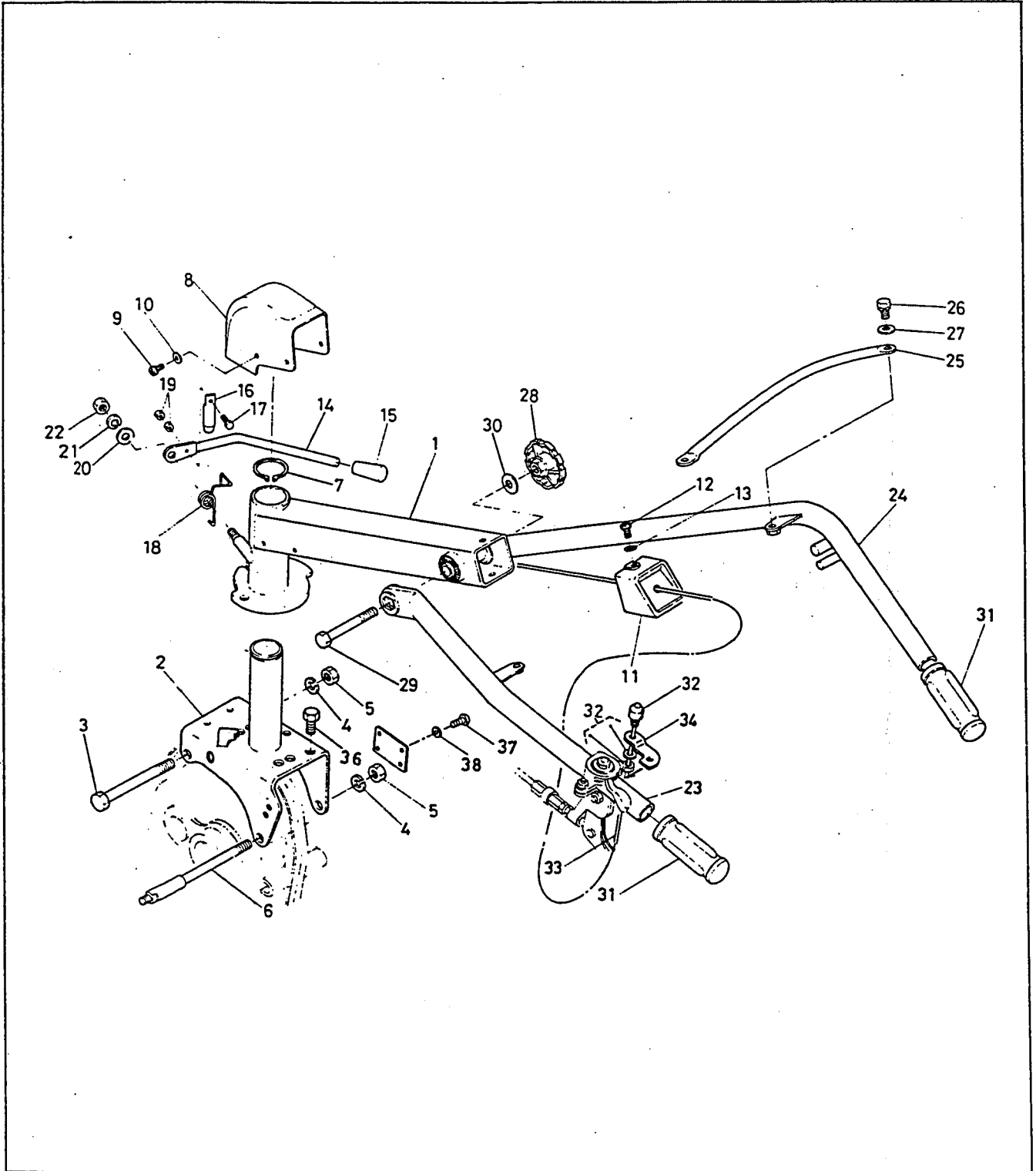


FIG.7

MANCHERON  
HANDLE  
HANDGRIFF-BAUGRUPPE

(VIEUX TYPE)  
(OLD TYPE)  
(ALTER TYP)

{ ~70000  
~65000 (WG) }

{ T450  
T550  
T650 }

REF. No. TEIL. Nr.	No. DE CODE CODE No. CCDE NR.	DESCRIPTION BEZEICHNUNG	UNITÉ · UNIT · GERÄT									INTERCHANGEABILITY AUSTAUSCHBARKEIT		REMARKS REMARKS BEMERKUNGEN	
			T450					T550			T650	NUMERO DE REVISION REVISION No. REVISION-Nr.	NUMERO DE SERIE SERIAL No. SERIAL-Nr.		
			FR	WG	UK	SW	SP	FR	WG	SP	FR				WG
10	04013-50060	Rondelle												50001 ~70000 50001 ~65000 (WG)	
		WASHER, PLAIN	4	4	4	4	4	4	4	4	4				
		Beilagscheibe													
11	61075-4114-0	Couvercle												50001 ~70000 50001 ~65000 (WG)	
		COVER HANDLE(REAR)	1	1	1	1	1	1	1	1	1				
		Deckel													
12	03004-50612	Vis												50001 ~70000 50001 ~65000 (WG)	
		SCREW, WITH WASHER	2	2	2	2	2	2	2	2	2				
		Schraube mit Scheibe													
13	04013-50060	Rondelle												50001 ~70000 50001 ~65000 (WG)	
		WASHER, PLAIN	2	2	2	2	2	2	2	2	2				
		Beilagscheibe													
14	62081-4131-0	Levier												50001 ~70000 50001 ~65000 (WG)	
		LEVER	1	1	1	1	1								
		Hebel													
14	62081-4131-0	Levier												50001 ~70000 50001 ~65000 (WG)	
		LEVER						1	1	1					
		Hebel													
14	62081-4131-0	Levier												50001 ~70000 50001 ~65000 (WG)	
		LEVER								1	1				
		Hebel													
14	61321-4131-0	Levier												50001 ~70000 50001 ~65000 (WG)	C
		LEVER	1	1	1	1	1						61321-24		
		Hebel													
14	61321-4131-0	Levier												50001 ~70000 50001 ~65000 (WG)	C
		LEVER						1	1	1			61321-24		
		Hebel													
14	61321-4131-0	Levier												50001 ~70000 50001 ~65000 (WG)	C
		LEVER								1	1		61321-24		
		Hebel													
15	54201-2327-0	Poignée 2												50001 ~70000 50001 ~65000 (WG)	
		GRIP 2	1	1	1	1	1	1	1	1	1				
		Griff 2													
16	61061-4131-0	Goupille												50001 ~70000 50001 ~65000 (WG)	
		PIN, LOCK	1	1	1	1	1	1	1	1	1				
		Verriegelungs-stift													
17	62081-4136-0	Boulon												50001 ~70000 50001 ~65000 (WG)	
		BOLT	1	1	1	1	1	1	1	1	1				
		Schraube													
18	62081-4133-0	Ressort												50001 ~70000 50001 ~65000 (WG)	
		SPRING	1	1	1	1	1	1	1	1	1				
		Feder													
19	02014-50060	Ecrou												50001 ~70000 50001 ~65000 (WG)	
		NUT	2	2	2	2	2	2	2	2	2				
		Mutter													
20	04013-50080	Rondelle												50001 ~70000 50001 ~65000 (WG)	
		WASHER, PLAIN	1	1	1	1	1	1	1	1	1				
		Beilagscheibe													

J03-L

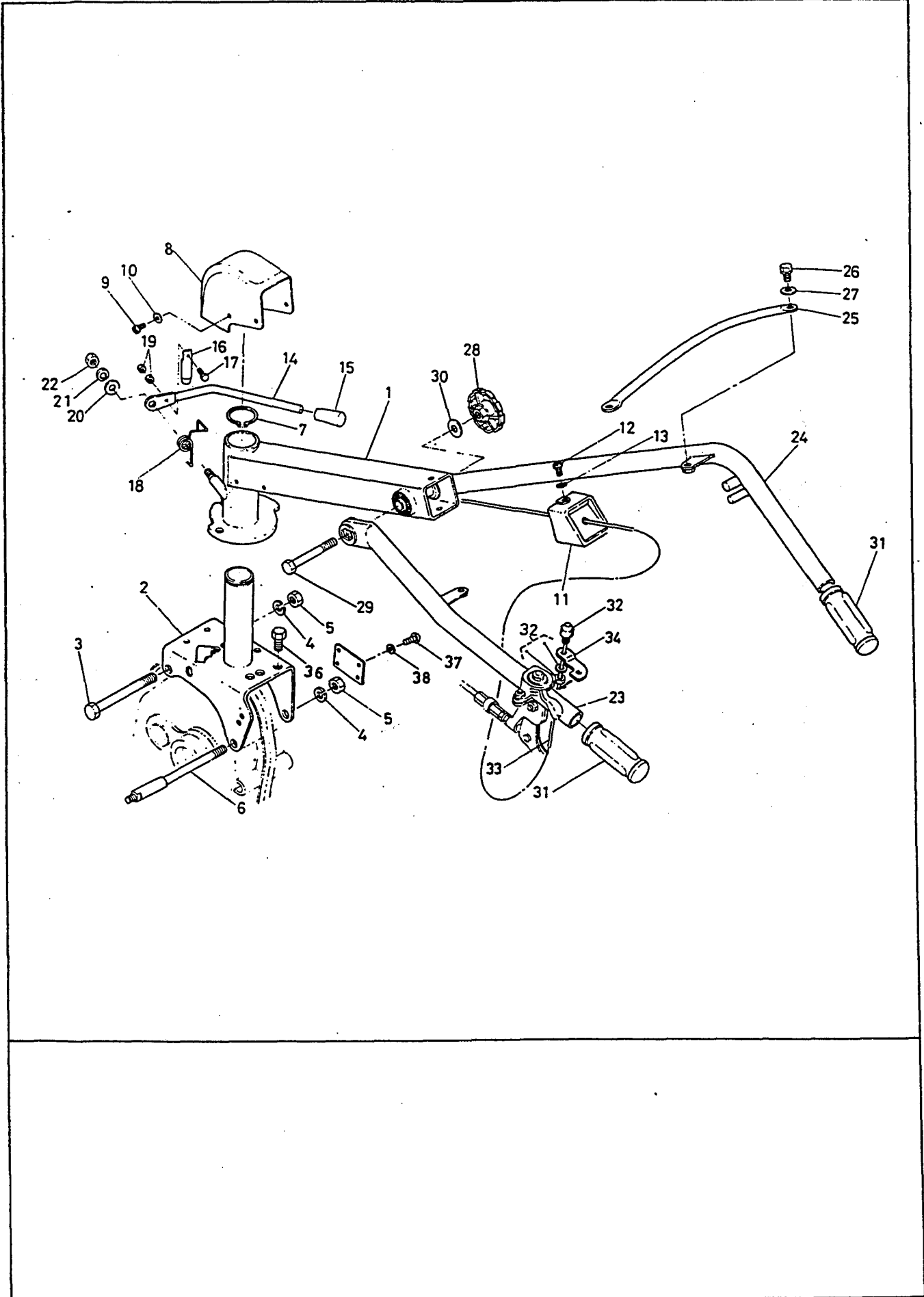
FIG.7

MANCHERON  
HANDLE  
HANDGRIFF-BAUGRUPPE

(VIEUX TYPE)  
(OLD TYPE)  
(ALTER TYP)

{ ~70000  
~65000 (WG) }

[T450]  
[T550]  
[T650]



## FIG.7

### MANCHERON HANDLE HANDGRIFF-BAUGRUPPE

(VIEUX TYPE)  
(OLD TYPE)  
(ALTER TYP)

{ ~70000  
~65000 (WG) }

[T450]  
[T550]  
[T650]

REF. No. TEIL Nr.	No. DE CODE CODE No. CODE NR.	DESCRIPTION BEZEICHNUNG	UNITÉ · UNIT · GERÄT										INTERCHANGEABILITE INTERCHANGEABILITY AUSTAUSCHBARKEIT		REMARQUES REMARKS BEMERKUNGEN	
			T450					T550			T650		NUMERO DE REVISION No. REVISION-Nr.	NUMERO DE SERIE SERIAL No. SERIAL-Nr.		
			FR	WG	UK	SW	SP	FR	WG	SP	FR	WG				
21	04512-50080	Rondelle													50001 ~70000 50001 ~65000 (WG)	
		WASHER, SPRING	1	1	1	1	1	1	1	1	1	1				
		Federring														
22	02114-50080	Ecrou													50001 ~70000 50001 ~65000 (WG)	
		NUT	1	1	1	1	1	1	1	1	1	1				
		Mutter														
23	61061-4141-0	Mancheron(G)													50001 ~70000 50001 ~65000 (WG)	
		COMP HANDLE, LH	1		1	1	1	1		1	1					
		Griffstange links														
23	61354-4141-0	Mancheron(G)													50001 ~70000 50001 ~65000 (WG)	
		COMP HANDLE, LH		1					1			1				
		Griffstange links														
24	61061-4142-0	Mancheron(D)													50001 ~70000 50001 ~65000 (WG)	
		COMP HANDLE, RH	1		1	1	1	1		1	1					
		Griffstange rechts														
24	61349-4142-0	Mancheron(D)													50001 ~70000 50001 ~65000 (WG)	
		COMP HANDLE, RH		1					1			1				
		Griffstange rechts														
25	62082-4171-0	Barre													50001 ~70000 50001 ~65000 (WG)	
		STAY, HANDLE	1	1	1	1	1	1	1	1	1	1				
		Ouerstrebe														
26	01123-50818	Vis													50001 ~70000 50001 ~65000 (WG)	
		BOLT	2	2	2	2	2	2	2	2	2	2				
		Schraube														
27	04013-50080	Rondelle													50001 ~70000 50001 ~65000 (WG)	
		WASHER, PLAIN	2	2	2	2	2	2	2	2	2	2				
		Beilagscheibe														
28	61041-4161-0	Poignée													50001 ~70000 50001 ~65000 (WG)	
		GRIP	1	1	1	1	1	1	1	1	1	1				
		Feststellgriff														
29	01053-51005	Vis													50001 ~70000 50001 ~65000 (WG)	
		BOLT	1	1	1	1	1	1	1	1	1	1				
		Schraube														
30	04011-50100	Rondelle													50001 ~70000 50001 ~65000 (WG)	
		WASHER, PLAIN	1	1	1	1	1	1	1	1	1	1				
		Beilagscheibe														
31	61011-4113-0	Poignée													50001 ~70000 50001 ~65000 (WG)	
		GRIP, HANDLE	2	2	2	2	2	2	2	2	2	2				
		Handgriff														
32	61075-5511-0	Interrupteur complet													50001 ~70000 50001 ~65000 (WG)	
		ASSY SWITCH, STOP	1	1	1	1	1	1	1	1	1	1				
		Stopschalter-Baugruppe														
33	61075-5512-0	Corde													~50272	
		CORD, STOP SWITCH	1		1	1										
		Litze														
33	61075-5512-0	Corde													~51442	
		CORD, STOP SWITCH						1								
		Litze														

J04-L

FIG.7

MANCHERON  
HANDLE  
HANDGRIFF-BAUGRUPPE

(VIEUX TYPE)  
(OLD TYPE)  
(ALTER TYP)

[~70000  
~65000 (WG)]

[T450]  
[T550]  
[T650]

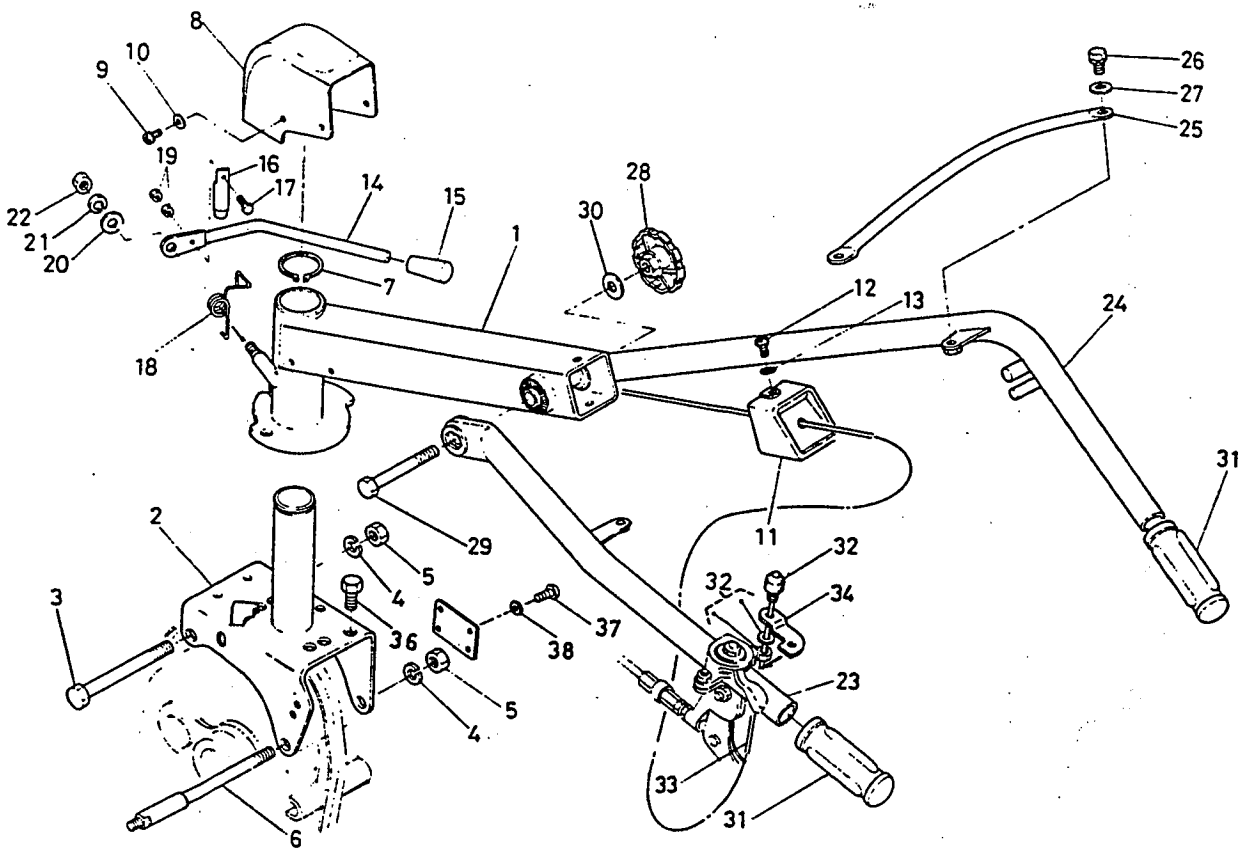


FIG.7

MANCHERON  
HANDLE  
HANDGRIFF-BAUGRUPPE

(VIEUX TYPE)  
(OLD TYPE)  
(ALTER TYP)

{ ~70000  
~65000 (WG) }

{ T450)  
T550)  
T650)

REF. No. TEIL Nr.	No. DE CODE CODE No. CODE NR.	DESCRIPTION BEZEICHNUNG	UNITÉ · UNIT · GERÄT									INTERCHANGEABILITE INTERCHANGEABILITY AUSTAUSCHBARKEIT		REMARQUES REMARKS BEMERKUNGEN			
			T450					T550			T650		NUMERO DE REVISION REVISION No. REVISION-Nr.		NUMERO DE SERIE SERIAL No. SERIAL-Nr.		
			FR	WG	UK	SW	SP	FR	WG	SP	FR	WG					
33	61075-5512-0	Corde CORD, STOP SWITCH Litze											1			~51292	
33	62571-5551-0	Corde CORD, STOP SWITCH Litze	1		1	1	1								61321-121	50001 ~70000 50001 ~65000 (WG)	C
33	62571-5551-0	Corde CORD, STOP SWITCH Litze							1						61321-121	50001 ~70000 50001 ~65000 (WG)	C
33	62571-5551-0	Corde CORD, STOP SWITCH Litze											1		61321-121	50001 ~70000 50001 ~65000 (WG)	
33	61354-5551-0	Corde CORD, STOP SWITCH Litze		1						1				1		50001 ~70000 50001 ~65000 (WG)	
34	61075-5513-0	Plaque PLATE, EARTH Erdungsplatte	1		1	1	1	1			1	1				50001 ~70000 50001 ~65000 (WG)	
35	61361-4117-0	Cale SHIM Beilagescheibe	1	1	1	1	1	1	1	1	1	1	1	1		50001 ~70000 50001 ~65000 (WG)	
36	01020-50610	Vis BOLT Schraube		1						1				1		50001 ~70000 50001 ~65000 (WG)	
37	03024-50508	Vis SCREW Schraube		4						4				4		50001 ~70000 50001 ~65000 (WG)	
38	04012-50050	Rondelle WASHER, PLAIN Beilagscheibe		4						4				4		50001 ~70000 50001 ~65000 (WG)	

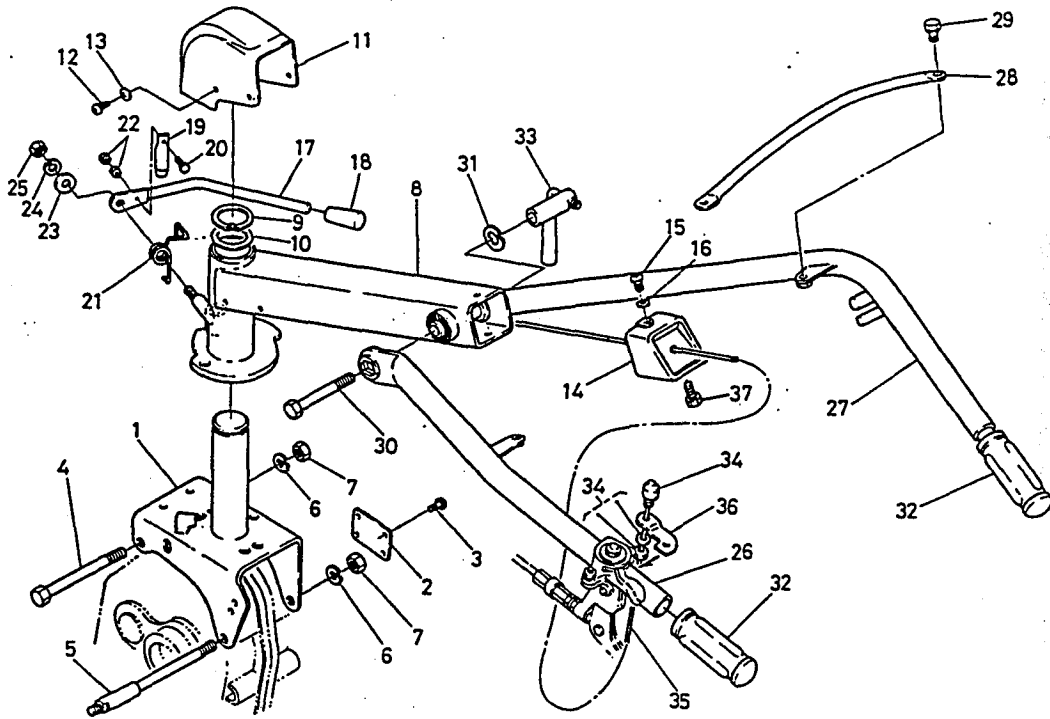
FIG.7

MANCHERON  
HANDLE.  
HANDGRIFF-BAUGRUPPE:

(NEUF TYPE)  
(NEW TYPE)  
(NEUER TYP)

[70001~  
65001 (WG)~]

[T450-D]  
[T550-D]  
[T650-D]





## FIG.7

**MANCHERON  
HANDLE  
HANDGRIFF-BAUGRUPPE**

**(NEUF TYPE)  
(NEW TYPE)  
(NEUER TYP)**

**[70001~  
65001 (WG)~]**

**[T450-D]  
[T550-D]  
[T650-D]**

REF. No. TEIL Nr.	No. DE CODE CODE No. CODE NR.	DESCRIPTION BEZEICHNUNG	UNITÉ.UNIT.GERÄT												INTERCHANGEABILITE INTERCHANGEABILITY AUSTAUSCHBARKEIT		REMARQUES REMARKS BEMERKUNGEN			
			T450-D						T550-D			T650-D			NUMERO DE REVISION REVISION-Nr.	NUMERO DE SERIE SERIAL-Nr.				
			FR	WG	UK	SW	SP	FI	HO	MA	FR	WG	SP	HO				FR	WG	HO
1	61471-4112-0	Support complet COMP HOLDER, HANDLE Sockel	1		1	1	1		1	1	1		1	1	1			70001~ 65001 (WG)~		
1	61476-4112-0	Support complet COMP HOLDER, HANDLE Sockel		1				1				1			1			70001~ 65001 (WG)~		
2	62331-4812-0	Marque LABEL Schild	1		1	1	1		1	1	1		1	1	1			70001~ 65001 (WG)~		
2	61113-4826-0	Marque LABEL Schild		1				1				1			1			70001~ 65001 (WG)~		
3	54102-2441-0	Rivet RIVET Niet	2	4	2	2	2	4	2	2	2	4	2	2	2	4	2	2	70001~ 65001 (WG)~	
4	01173-51004	Boulon BOLT Schraube	1	1	1	1	1	1	1	1	1	1	1	1	1	1	1	1	70001~ 65001 (WG)~	
5	61441-4113-0	Boulon BOLT, FULCRUM Drehachse	1	1	1	1	1	1	1	1	1	1	1	1	1	1	1	1	70001~ 65001 (WG)~	
6	04512-50100	Rondelle grower WASHER, SPRING Federring	2	2	2	2	2	2	2	2	2	2	2	2	2	2	2	2	70001~ 65001 (WG)~	
7	02118-50100	Ecrou NUT Mutter	2	2	2	2	2	2	2	2	2	2	2	2	2	2	2	2	70001~ 65001 (WG)~	
8	61311-4111-0	Cordre complet volant COMP FRAME, HANDLE Träger	1	1	1	1	1	1	1	1	1	1	1	1	1	1	1	1	70001~ 65001 (WG)~	
9	04612-00380	Circlep CIR CLIP, EXTERNAL Klemmring	1	1	1	1	1	1	1	1	1	1	1	1	1	1	1	1	70001~ 65001 (WG)~	
10	61361-4117-0	Cale SHIM Beilagscheibe	1	1	1	1	1	1	1	1	1	1	1	1	1	1	1	1	70001~ 65001 (WG)~	
11	61351-4115-0	Couercle COVER, HANDLE FRONT Abdeckung	1	1	1	1	1	1	1	1	1	1	1	1	1	1	1	1	70001~ 65001 (WG)~	

FR:France WG:Allemagne UK:Augletterre SW:Suisse SP:Espagne FI:Finlande HO:Hong Kong MA:Malaisie  
 FR:France WG:West Germany UK:United Kingdom SW:Switzerland SP:Spain FI:Finland HO:Hong Kong MA:Malaysia  
 FR:Frankreich WG:Westdeutschland UK:Großbritannien SW:Schweiz SP:Spanien FI:Finnland HO:Hong Kong MA:Malaysia

FIG.7

MANCHERON  
HANDLE  
HANDGRIFF-BAUGRUPPE

(NEUF TYPE)  
(NEW TYPE)  
(NEUER TYP)

[70001~  
65001 (WG)~]

[T450-D]  
[T550-D]  
[T650-D]

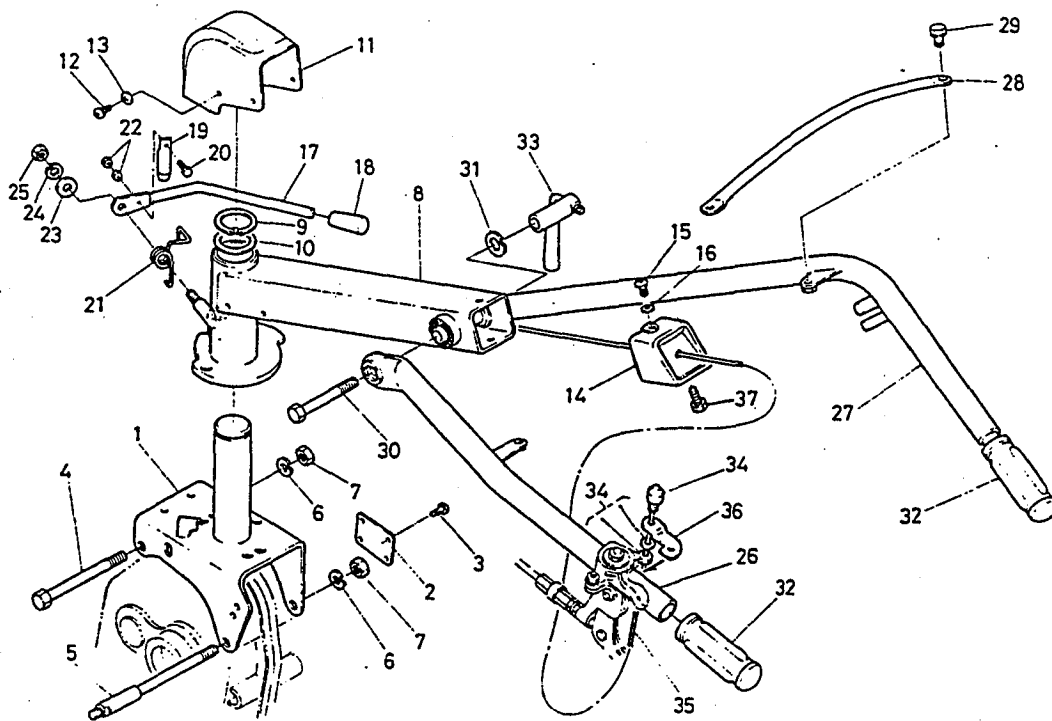


FIG.7

MANCHERON  
HANDLE  
HANDGRIFF-BAUGRUPPE

(NEUF TYPE)  
(NEW TYPE)  
(NEUER TYP)

{ 70001~  
65001 (WG)~ }

[T450-D]  
[T550-D]  
[T650-D]

REF. No. TEIL Nr.	No. DE CODE CODE No. CODE NR.	DESCRIPTION BEZEICHNUNG	UNITÉ.UNIT.GERÄT														INTERCHANGEABILITE INTERCHANGEABILITY AUSTAUSCHBARKEIT		REMARQUES REMARKS BEMERKUNGEN			
			T450-D						T550-D				T650-D				NUMERO DE REVISION REVISION No. REVISION-Nr.	NUMERO DE SERIE SERIAL No. SERIAL-Nr.				
			FR	WG	UK	SW	SP	FI	HO	MA	FR	WG	SP	HO	FR	WG				HO	MA	
12	03004-50612	Vis SCREW Schraube	4	4	4	4	4	4	4	4	4	4	4	4	4	4	4	4	4	4	70001~ 65001 (WG)~	
13	04013-50060	Rondelle WASHER, PLAIN Beilagscheibe	4	4	4	4	4	4	4	4	4	4	4	4	4	4	4	4	4	4	70001~ 65001 (WG)~	
14	61075-4114-0	Couvercle COVER, HANDLE REAR Deckel	1	1	1	1	1	1	1	1	1	1	1	1	1	1	1	1	1	1	70001~ 65001 (WG)~	
15	03004-50612	Vis SCREW Schraube mit, scheinbe	2	2	2	2	2	2	2	2	2	2	2	2	2	2	2	2	2	2	70001~ 65001 (WG)~	
16	04013-50060	Rondelle WASHER, PLAIN Beilagscheibe	2	2	2	2	2	2	2	2	2	2	2	2	2	2	2	2	2	2	70001~ 65001 (WG)~	
17	61321-4131-0	Levier LEVER, HANDLE LOCK Verriegelungschebd	1	1	1	1	1	1	1	1	1	1	1	1	1	1	1	1	1	1	70001~ 65001 (WG)~	
18	54201-2327-0	Poignée 2 GRIP 2 Griff 2	1	1	1	1	1	1	1	1	1	1	1	1	1	1	1	1	1	1	70001~ 65001 (WG)~	
19	61061-4131-0	Goupille PIN, LOCK Stift	1	1	1	1	1	1	1	1	1	1	1	1	1	1	1	1	1	1	70001~ 65001 (WG)~	
20	62081-4136-0	Boulon BOLT Schraube	1	1	1	1	1	1	1	1	1	1	1	1	1	1	1	1	1	1	70001~ 65001 (WG)~	
21	62081-4133-0	Rosort SPRING Feder	1	1	1	1	1	1	1	1	1	1	1	1	1	1	1	1	1	1	70001~ 65001 (WG)~	
22	02014-50060	Ecrou NUT Mutter	2	2	2	2	2	2	2	2	2	2	2	2	2	2	2	2	2	2	70001~ 65001 (WG)~	
23	04013-50080	Rondelle WASHER, PLAIN Beilagscheibe	1	1	1	1	1	1	1	1	1	1	1	1	1	1	1	1	1	1	70001~ 65001 (WG)~	
24	04512-50080	Rondelle WASHER, SPRING Federring	1	1	1	1	1	1	1	1	1	1	1	1	1	1	1	1	1	1	70001~ 65001 (WG)~	

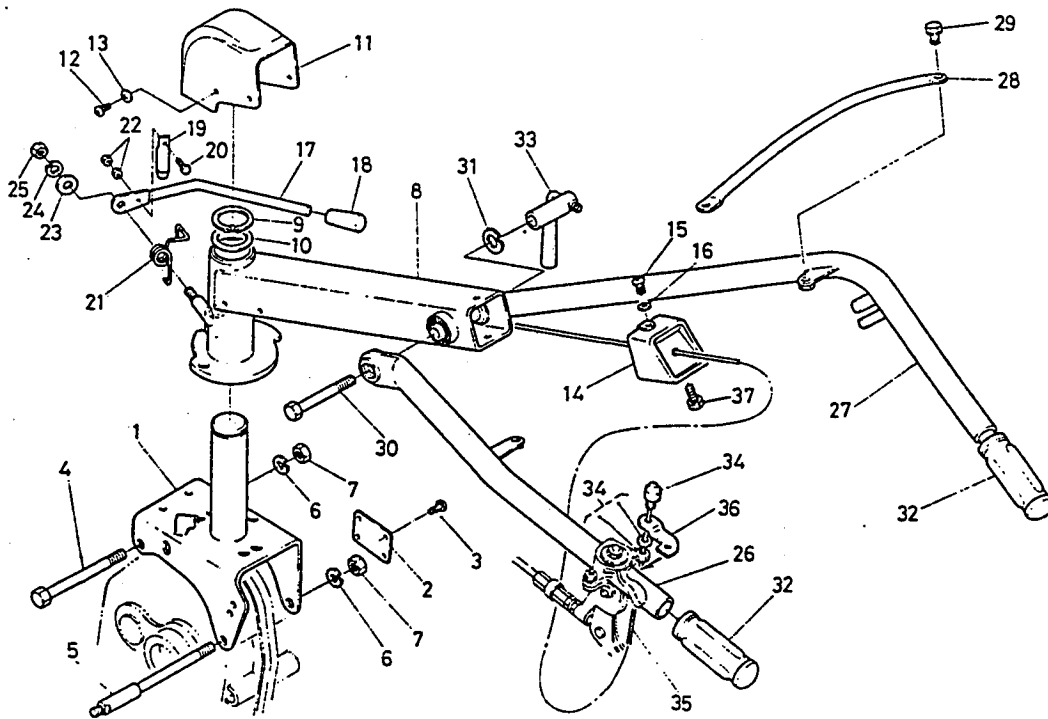
FIG.7

MANCHERON  
HANDLE  
HANDGRIFF-BAUGRUPPE

(NEUF TYPE)  
(NEW TYPE)  
(NEUER TYP)

[70001~  
65001 (WG)~]

[T450-D]  
[T550-D]  
[T650-D]



# FIG.7

## MANCHERON HANDLE HANDGRIFF-BAUGRUPPE

(NEUF TYPE)  
(NEW TYPE)  
(NEUER TYP)

{ 70001~  
65001 (WG)~ }

{ T450-D  
T550-D  
T650-D }

REF. No. TEIL Nr.	No. DE CODE CODE No. CODE NR.	DESCRIPTION BEZEICHNUNG	UNITÉ.UNIT.GERÄT												INTERCHANGEABILITY AUSTAUSCHBARKEIT		REMARKS REMARKS BEMERKUNGEN			
			T450-D						T550-D			T650-D			NUMERO DE REVISION REVISION No. REVISION-Nr.	NUMERO DE SERIE SERIAL No. SERIAL-Nr.				
			FR	WG	UK	SW	SP	FI	HO	MA	FR	WG	SP	HO				FR	WG	HO
25	02114-50080	Ecrou NUT Mutter	1	1	1	1	1	1	1	1	1	1	1	1	1	1	1	1	70001~ 65001 (WG)~	
26	61061-4141-0	Mancheron (G) COMP HANDLE LH Griffs tange links	1		1	1	1	1	1	1		1	1	1		1	1		70001~ 65001 (WG)~	
26	61354-4141-0	Mancheron (D) COMP HOLDER LH Griffstange links		1								1				1			70001~ 65001 (WG)~	
27	61061-4142-0	Mancheron (D) COMP HANDLE RH Griffstange rechts	1				1			1	1		1	1					70001~ 65001 (WG)~	
27	61349-4142-0	Mancheron (D) COMP HANDLE RH Griffstange rechts			1	1		1											70001~ 65001 (WG)~	
27	61361-4142-0	Mancheron (D) COMP HANDLE RH Griffstange rechts												1		1	1		70001~ 65001 (WG)~	
27	61354-4142-0	Mancheron (D) COMP HANDLE RH Griffstange rechts		1								1				1			70001~ 65001 (WG)~	
27	61364-4142-0	Mancheron (D) COMP HANDLE RH Griffstange rechts														1			70001~ 65001 (WG)~	
28	62082-4171-0	Barre STAY, HANDLE Querstrebe	1	1	1	1	1	1	1	1	1	1	1	1	1	1	1	1	70001~ 65001 (WG)~	
29	01121-50820	Vis BOLT Schraube	2	2	2	2	2	2	2	2	2	2	2	2	2	2	2	2	70001~ 65001 (WG)~	
30	01053-51005	Vis BOLT Schraube	1	1	1	1	1	1	1	1	1	1	1	1	1	1	1	1	70001~ 65001 (WG)~	
31	04512-50100	Rondelle WASHER, SPRING Federring	1	1	1	1	1	1	1	1	1	1	1	1	1	1	1	1	70001~ 65001 (WG)~	
32	61011-4113-0	Poignée GRIP, HANDLE Handgriff	2	2	2	2	2	2	2	2	2	2	2	2	2	2	2	2	70001~ 65001 (WG)~	
33	61471-4143-0	Ecrou complet COMP NUT Mutter	1	1	1	1	1	1	1	1	1	1	1	1	1	1	1	1	70001~ 65001 (WG)~	
34	61075-5511-0	Interrupteur complet ASSY SWITCH, STOP Stopschalter-baugruppe	1	1	1	1	1	1	1	1	1	1	1	1	1	1	1	1	70001~ 65001 (WG)~	

FR:France WG:Allemagne UK:Augletterre SW:Suisse SP:Espagne FI:Finlande HO:Hong Kong MA:Malaisie  
 FR:France WG:West Germany UK:United Kingdom SW:Switzerland SP:Spain FI:Finland HO:Hong Kong MA:Malaysia  
 FR:Frankreich WG:Westdeutschland UK:Großbritannien SW:Schweiz SP:Spanien FI:Finnland HO:Hong Kong MA:Malaysia

J08-L

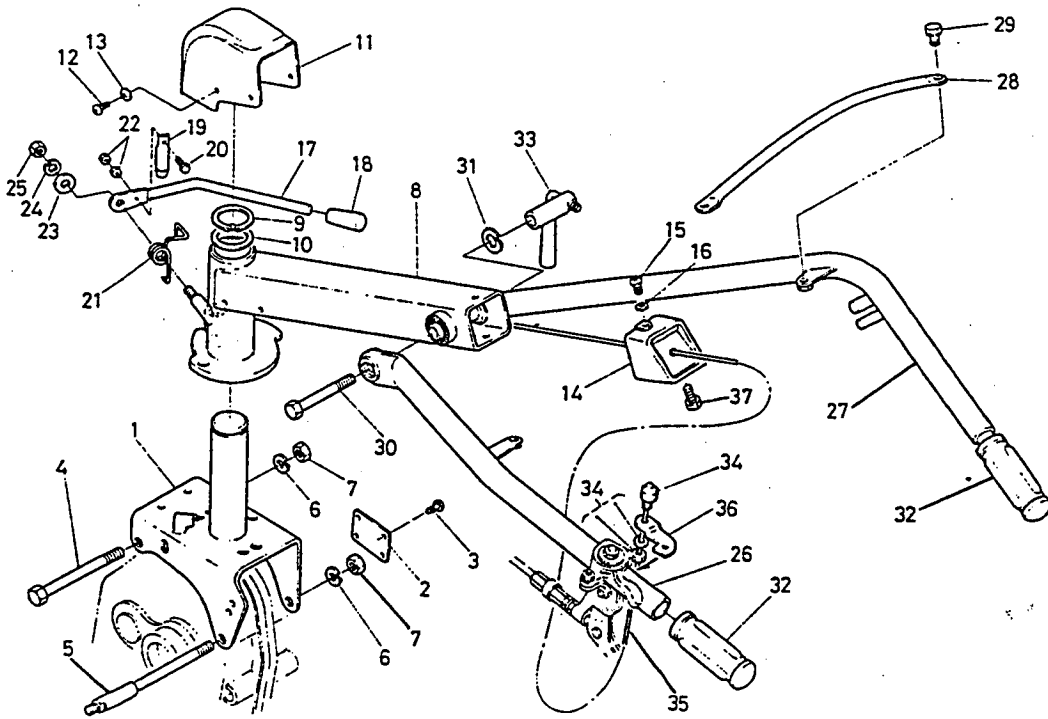
FIG.7

MANCHERON  
HANDLE  
HANDGRIFF-BAUGRUPPE

(NEUF TYPE)  
(NEW TYPE)  
(NEUER TYP)

{70001~  
65001 (WG)~}

{T450-D}  
{T550-D}  
{T650-D}



**FIG.7**

**MANCHERON  
HANDLE  
HANDGRIFF-BAUGRPPE**

(NEUF TYPE)  
(NEW TYPE)  
(NEUER TYP)

{ 70001~  
65001 (WG)~ }

{ T450-D)  
T550-D)  
T650-D)

REF. No. TEIL Nr.	No. DE CODE CODE No. CODE NR.	DESCRIPTION BEZEICHNUNG	UNITÉ.UNIT.GERÄT												INTERCHANGEABILITE INTERCHANGEABILITY AUSTAUSCHBARKEIT		REMARKS REMARKS BEMERKUNGEN					
			T450-D						T550-D				T650-D		NUMERO DE REVISION REVISION No. REVISION-Nr.	NUMERO DE SERIE SERIAL No. SERIAL-Nr.						
			FR	WG	UK	SW	SP	FI	HO	MA	FR	WG	SP	HO				FR	WG	HO	MA	
35	62571-5551-0	Corde CORD, STOP SWITCH Litze	1		1	1	1	1	1	1			1	1	1						70001~ 65001 (WG)~	
35	61354-5551-0	Corde CORD, STOP SWITCH Litze		1									1					1			70001~ 65001 (WG)~	
36	61075-5513-0	Plaque PLATE, EARTH Erdungsplatte	1		1	1	1		1	1	1		1	1	1		1	1			70001~ 65001 (WG)~	
37	01020-50610	Boulon BOLT Schraube		1				1					1				1				70001~ 65001 (WG)~	

FIG.7

MANCHERON  
HANDLE  
HANDGRIFF-BAUGRUPPE

(VIEUX TYPE)  
(OLD TYPE)  
(ALTER TYP)

[~70000  
~65000 (WG)]

[T750]  
[T850]

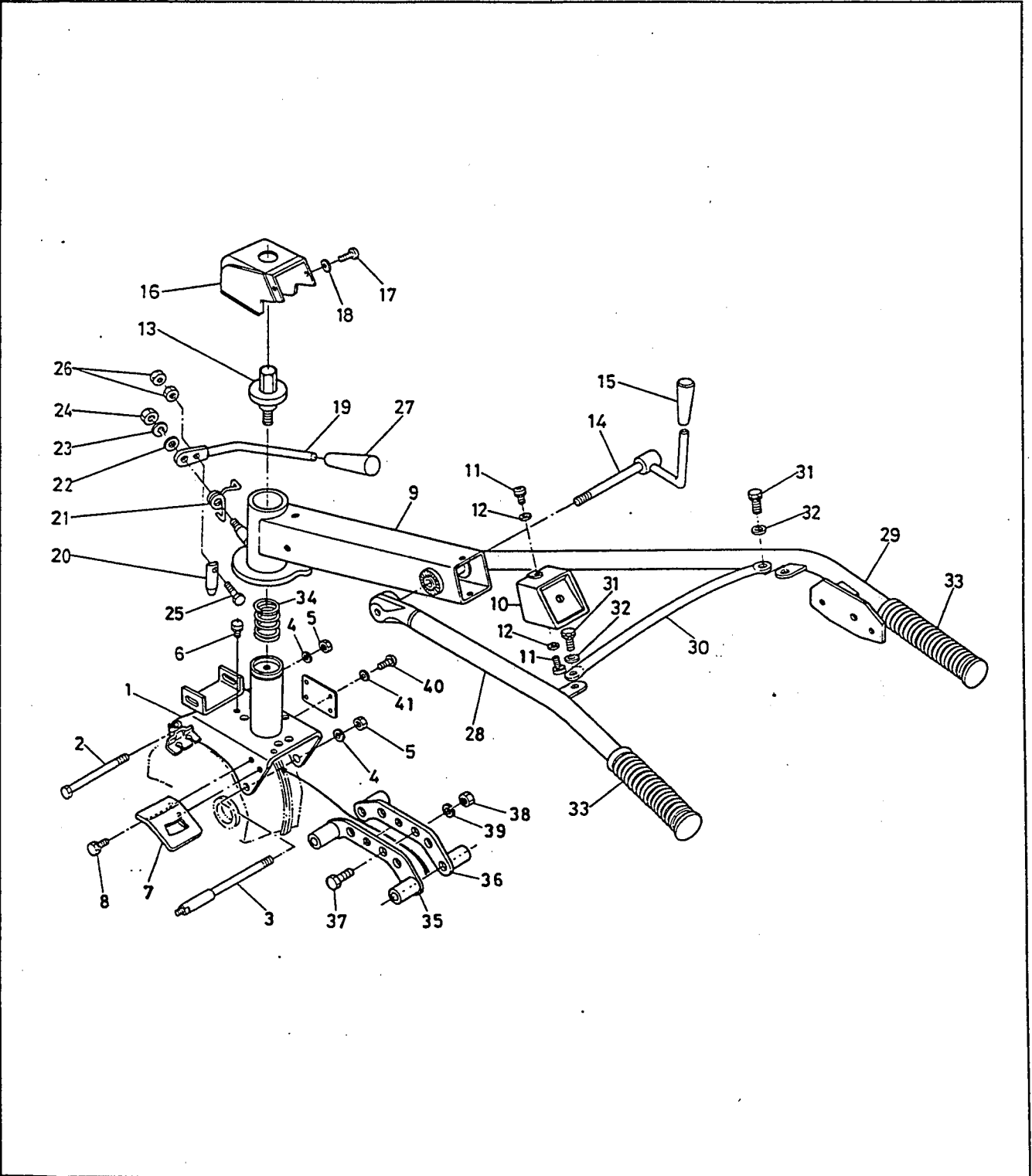




FIG.7

MANCHERON  
HANDLE  
HANDGRIFF-BAUGRUPPE

(VIEUX TYPE)  
(OLD TYPE)  
(ALTER TYP)

{ ~70000  
~65000(WG) }

{ T750  
T850 }

REF. No. TEIL Nr.	No. DE CODE CODE No. CODE NR.	DESCRIPTION BEZEICHNUNG	UNITÉ · UNIT · GERÄT				INTERCHANGEABILITY INTERCHANGEABILITY AUSTAUSCHBARKEIT		REMARKS REMARKS BEMERKUNGEN
			T750		T850		NUMERO DE REVISION REVISION No. REVISION-Nr.	NUMERO DE SERIE SERIAL No. SERIAL-Nr.	
			FR	WG	FR	WG			
1	62581-4111-0	Support complet COMP HOLDER, HANDLE Socket	1					~60003	
1	62581-4111-4	Support complet COMP HOLDER, HANDLE Socket	1				62581-90	50001~	C
1	62583-4111-0	Support complet COMP HOLDER, HANDLE Socket		1				50001 ~65000	
1	62331-4111-0	Support complet COMP HOLDER, HANDLE Socket			1			~51073	
1	62331-4111-2	Support complet COMP HOLDER, HANDLE Socket			1		62331-48	50001~	C
1	62332-4111-0	Support complet COMP HOLDER, HANDLE Socket				1		50001 ~65000	
2	62571-4112-0	Boulon BOLT Schraube	1	1	1	1		50001 ~70000 50001 ~65000 (WG)	
3	62571-4113-0	Boulon BOLT, FULCRUM Drehachse	1	1	1	1		50001 ~70000 50001 ~65000 (WG)	
4	04512-50100	Rondelle grower WASHER, SPRING Federring	2	2	2	2		50001 ~70000 50001 ~65000 (WG)	
5	02176-50100	Ecrou NUT Mutter	2	2	2	2		50001 ~70000 50001 ~65000 (WG)	
6	01123-50814	Vis BOLT Schraube	1	1	1	1		50001 ~70000 50001 ~65000 (WG)	
7	62571-4114-0	Guide GUIDE, S-C-LEVER Führungsplatte S-C Hebel	1	1	1	1		50001 ~70000 50001 ~65000 (WG)	
8	01202-50618	Vis BOLT Schraube	2	2	2	2		50001 ~70000 50001 ~65000 (WG)	
9	62581-4120-0	Cordre complet volant COMP FRAME, HANDLE Träger	1	1				50001 ~70000 50001 ~65000 (WG)	
9	62331-4120-0	Cordre complet volant COMP FRAME, HANDLE Träger			1	1		50001 ~70000 50001 ~65000 (WG)	
10	62571-4122-0	Couvercle COVER, HANDLE 1 Deckel 1	1	1	1	1		50001 ~70000 50001 ~65000 (WG)	

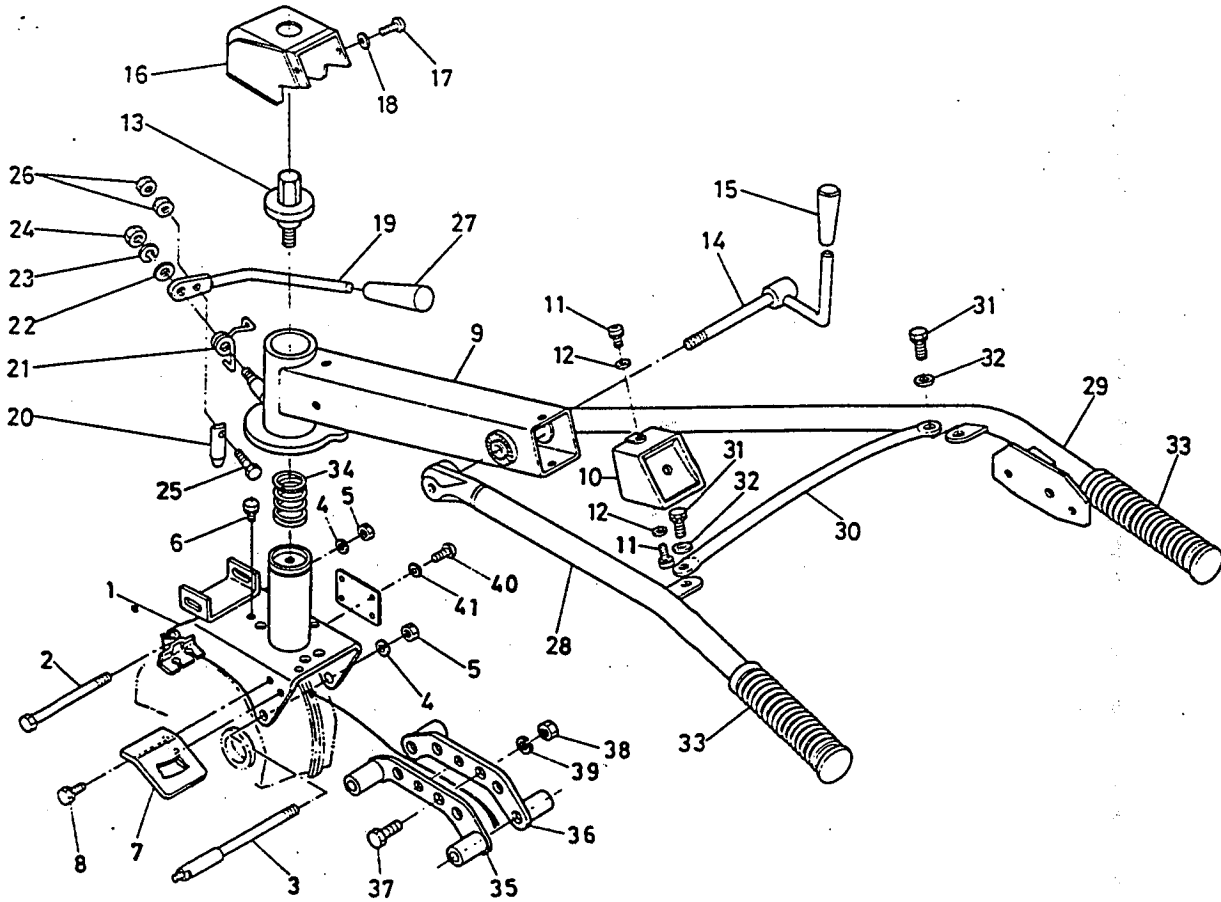
FIG.7

MANCHERON  
HANDLE  
HANDGRIFF-BAUGRUPPE

(VIEUX TYPE)  
(OLD TYPE)  
(ALTER TYP)

[~70000  
~65000 (WG)]

[T750]  
[T850]



**FIG.7** MANCHERON  
HANDLE  
HANDGRIFF-BAUGRUPPE

(VIEUX TYPE)  
(OLD TYPE) [~70000] [T750]  
(ALTER TYP) [~65000 (WG)] [T850]

REF. No. TEIL Nr.	No. DE CODE CODE No. CODE NR.	DESCRIPTION BEZEICHNUNG	UNITÉ · UNIT · GERÄT				INTERCHANGEABILITE INTERCHANGEABILITY AUSTAUSCHBARKEIT		REMARKS REMARKS BEMERKUNGEN
			T750		T850		NUMERO DE REVISION REVISION No. REVISION-Nr.	NUMERO DE SERIE SERIAL No. SERIAL-Nr.	
			FR	WG	FR	WG			
11	03007-50616	Vis ----- SCREW ----- Schraube mit Scheibe	2					50001 ~70000 50001 ~65000 (WG)	
11	03007-50616	Vis ----- SCREW ----- Schraube mit Scheibe			2			50001 ~70000 50001 ~65000 (WG)	
11	03004-50612	Vis ----- SCREW ----- Schraube mit Scheibe	2	2			62571-58	50001 ~70000 50001 ~65000 (WG)	
11	03004-50612	Vis ----- SCREW ----- Schraube mit Scheibe			2	2	62571-58	50001 ~70000 50001 ~65000 (WG)	C
12	04013-50060	Rondelle ----- WASHER, PLAIN ----- Beilagscheibe	2	2	2	2		50001 ~70000 50001 ~65000 (WG)	
13	62581-4123-0	Vis ----- BOLT ----- Schraube	1	1	1	1		50001 ~70000 50001 ~65000 (WG)	
14	62581-4141-0	Vis ----- COMP BOLT, JACK ----- Feststellschraube	1	1	1	1		50001 ~70000 50001 ~65000 (WG)	
15	61023-4163-0	Poignée ----- GRIP ----- Handgriff	1	1	1	1		50001 ~70000 50001 ~65000 (WG)	
16	62271-4142-0	Couvercle ----- COVER, HANDLE 2 ----- Abdeckung 2	1	1	1	1		50001 ~70000 50001 ~65000 (WG)	
17	03004-50616	Vis ----- SCREW ----- Schraube mit Scheibe	3	3				50001 ~70000 50001 ~65000 (WG)	
17	03004-50616	Vis ----- SCREW ----- Schraube mit Scheibe			3	3		50001 ~70000 50001 ~65000 (WG)	
17	03004-50612	Vis ----- SCREW ----- Schraube mit Scheibe	3	3			62571-58	50001 ~70000 50001 ~65000 (WG)	C
17	03004-50612	Vis ----- SCREW ----- Schraube mit Scheibe			3	3	62571-58	50001 ~70000 50001 ~65000 (WG)	C
18	04013-50060	Rondelle ----- WASHER, PLAIN ----- Beilagscheibe	3	3	3	3		50001 ~70000 50001 ~65000 (WG)	
19	62551-4131-0	Levier ----- LEVER, HANDLE LOCK ----- Verriegelungshebel	1	1	1	1		50001 ~70000 50001 ~65000 (WG)	
20	62081-4132-0	Goupille ----- PIN, LOCK ----- Stift	1	1	1	1		50001 ~70000 50001 ~65000 (WG)	

FIG.7

MANCHERON  
HANDLE  
HANDGRIFF-BAUGRUPPE

(VIEUX TYPE)  
(OLD TYPE)  
(ALTER TYP)

{ ~70000  
~65000 (WG) }

[T750]  
[T850]

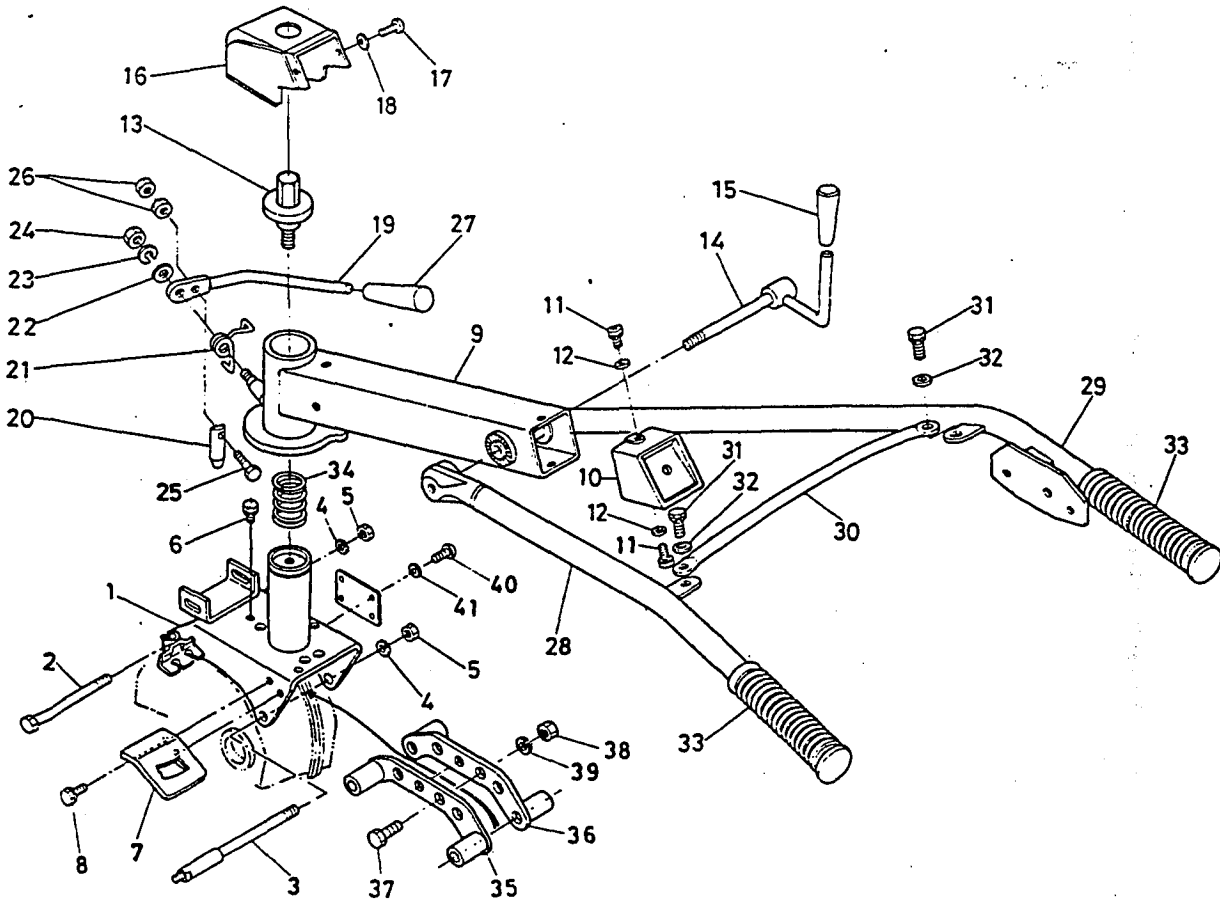


FIG.7

MANCHERON  
HANDLE  
HANDGRIFF-BAUGRUPPE

(VIEUX TYPE)  
(OLD TYPE)  
(ALTER TYP)

{ ~70000  
~65000 (WG) }

{ T750  
T850 }

REF. No. TEIL Nr.	No. DE CODE CODE No. CODE NR.	DESCRIPTION BEZEICHNUNG	UNITÉ · UNIT · GERÄT				INTERCHANGEABILITY AUSTAUSCHBARKEIT		REMARKS REMARKS BEMERKUNGEN
			T750		T850		NUMERO DE REVISION REVISION No. REVISION-Nr.	NUMERO DE SERIE SERIAL No. SERIAL-Nr.	
			FR	WG	FR	WG			
21	62081-4133-0	Ressort					50001		
		SPRING	1	1	1	1	~70000		
		Feder					50001 ~65000 (WG)		
22	04013-50080	Rondelle					50001		
		WASHER, PLAIN	1	1	1	1	~70000		
		Beilagscheibe					50001 ~65000 (WG)		
23	04512-50080	Rondelle					50001		
		WASHER, SPRING	1	1	1	1	~70000		
		Federring					50001 ~65000 (WG)		
24	02114-50080	Ecrou					50001		
		NUT	1	1	1	1	~70000		
		Mutter					50001 ~65000 (WG)		
25	62081-4136-0	Boulon					50001		
		BOLT	1	1	1	1	~70000		
		Schraube					50001 ~65000 (WG)		
26	02014-50060	Ecrou					50001		
		NUT	2	2	2	2	~70000		
		Mutter					50001 ~65000 (WG)		
27	54201-2327-0	Poignée 2					50001		
		GRIP 2	1	1	1	1	~70000		
		Griff 2					50001 ~65000 (WG)		
28	62551-4150-0	Mancheron(G)					50001		
		COMP-HANDLE, LH	1				~70000		
		Griffstange links					50001 ~65000 (WG)		
28	62583-4150-0	Mancheron(G)					50001		
		COMP-HANDLE, LH			1		~70000		
		Griffstange links					50001 ~65000 (WG)		
29	62551-4160-0	Mancheron(D)					50001		
		COMP-HANDLE, RH	1				~70000		
		Griffstange rechts					50001 ~65000 (WG)		
29	62583-4160-0	Mancheron(D)					50001		
		COMP-HANDLE, RH			1		~70000		
		Griffstange rechts					50001 ~65000 (WG)		
30	62082-4171-0	Barre					50001		
		STAY, HANDLE	1				~70000		
		Querstrebe					50001 ~65000 (WG)		
30	62583-4171-0	Barre					50001		
		STAY, HANDLE			1		~70000		
		Querstrebe					50001 ~65000 (WG)		
31	01123-50818	Vis					50001		
		BOLT	2	2	2	2	~70000		
		Schraube					50001 ~65000 (WG)		
32	04013-50080	Rondelle					50001		
		WASHER, PLAIN	2	2	2	2	~70000		
		Beilagscheibe					50001 ~65000 (WG)		
33	63633-4131-0	Poignée					50001		
		GRIP, HANDLE	2	2	2	2	~70000		
		Griff					50001 ~65000 (WG)		

J12-L

FIG.7

MANCHERON  
HANDLE  
HANDGRIFF-BAUGRUPPE

(VIEUX TYPE)  
(OLD TYPE)  
(ALTER TYP)

[~70000  
~65000(WG)]

[T750]  
[T850]

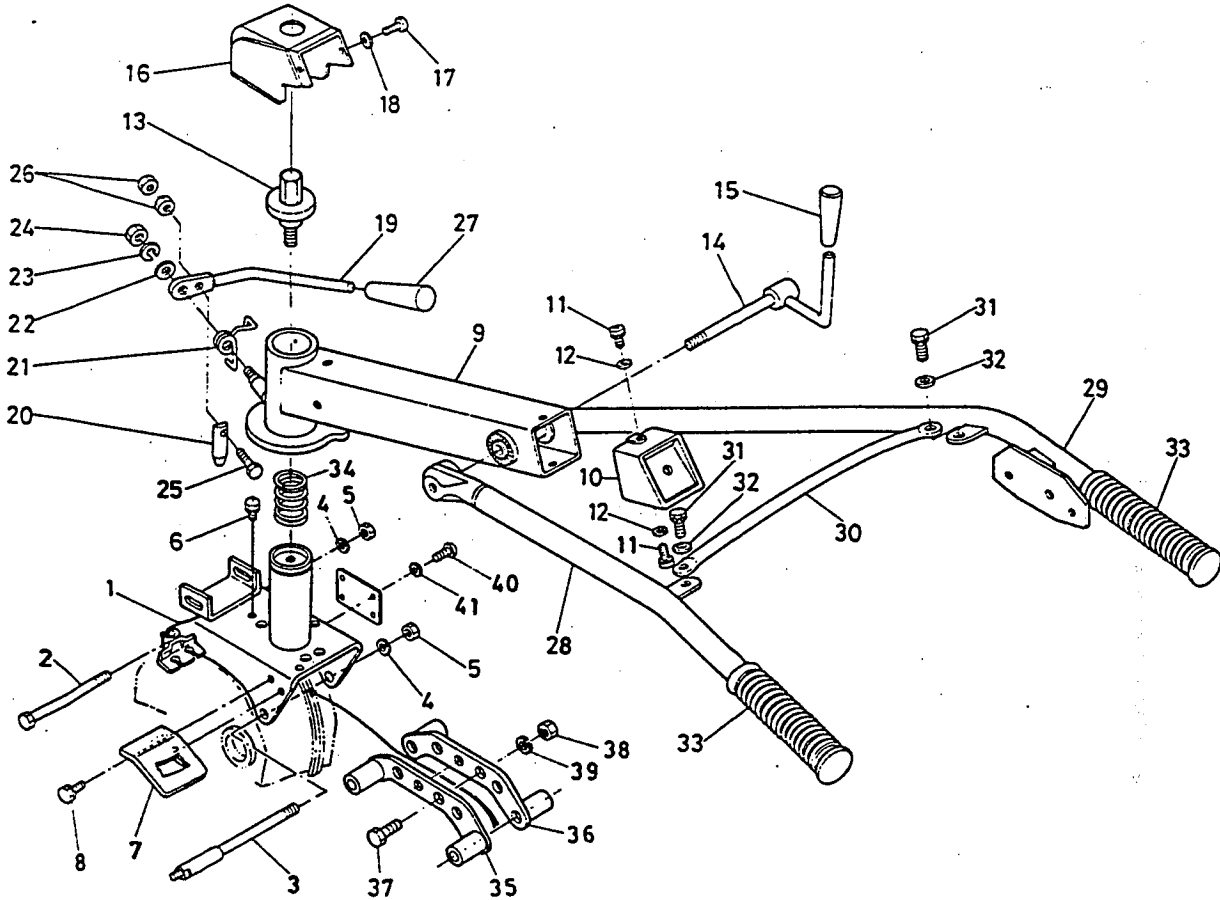


FIG.7

MANCHERON  
HANDLE  
HANDGRIFF-BAUGRUPPE

(VIEUX TYPE)  
(OLD TYPE)  
(ALTER TYP)

{ ~70000  
~65000 (WG) }

{ T750  
T850 }

REF. No. TEIL Nr.	No. DE CODE CODE No. CODE NR.	DESCRIPTION BEZEICHNUNG	UNITÉ · UNIT · GERÄT				INTERCHANGEABILITE INTERCHANGEABILITY AUSTAUSCHBARKEIT		REMARKS REMARKS BEMERKUNGEN
			T750		T850		NUMERO DE REVISION REVISION No. REVISION-Nr.	NUMERO DE SERIE SERIAL No. SERIAL-Nr.	
			FR	WG	FR	WG			
34	62081-4135-0	Ressort ----- SPRING ----- Feder	1	1	1	1	50001 ~70000 50001 ~65000 (WG)		
35	62571-4116-0	Support ----- HOLDER, HANDLE ----- Lagerbock	1				~51342		
35	62571-4116-0	Support ----- HOLDER, HANDLE ----- Lagerbock		1			50001 ~70000 50001 ~65000 (WG)		
35	62571-4116-0	Support ----- HOLDER, HANDLE ----- Lagerbock			1		50001 ~70000 50001 ~65000 (WG)		
35	62571-4116-0	Support ----- HOLDER, HANDLE ----- Lagerbock				1	50001 ~70000 50001 ~65000 (WG)		
35	62581-1151-0	Support ----- HOLDER, HANDLE ----- Lagerbock	1				51343~		
35	62581-1151-0	Support ----- HOLDER, HANDLE ----- Lagerbock		1		62581-49	50001 ~70000 50001 ~65000 (WG)		
35	62581-1151-0	Support ----- HOLDER, HANDLE ----- Lagerbock			1		60001 ~70000 60001 ~65000 (WG)		
35	62581-1151-0	Support ----- HOLDER, HANDLE ----- Lagerbock				1	60001 ~70000 60001 ~65000 (WG)		
36	62581-1152-0	Support ----- HOLDER, HANDLE ----- Lagerbock	1	1	1	1	50001 ~70000 50001 ~65000 (WG)		
37	01173-51028	Boulon ----- BOLT ----- Schraube	3	3	3	3	50001 ~70000 50001 ~65000 (WG)		
38	02118-50100	Ecrou ----- NUT ----- Mutter	3	3	3	3	50001 ~70000 50001 ~65000 (WG)		
39	04512-50100	Rondelle grower ----- WASHER, SPRING ----- Federring	3	3	3	3	50001 ~70000 50001 ~65000 (WG)		
40	41162-4617-0	Rivet ----- RIVET ----- Niet		4		4	50001 ~70000 50001 ~65000 (WG)		
41	04012-50050	Rondelle ----- WASHER, PLAIN ----- Beilagscheibe		4		4	50001 ~70000 50001 ~65000 (WG)		

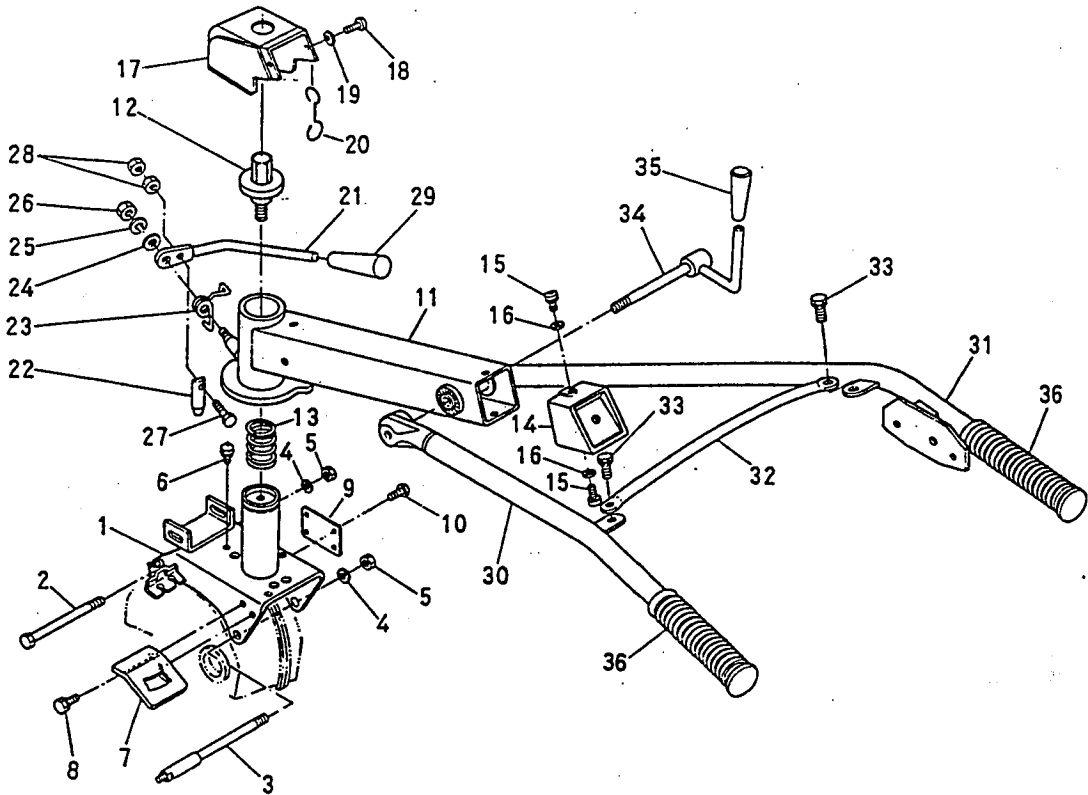
FIG.7

MANCHERON  
HANDLE  
HANDGRIFF-BAUGRUPPE

(NEUF TYPE)  
(NEW TYPE)  
(NEUER TYP)

{ 70001 ~ ~ ~  
65001 (WG) ~ ~ }

{ T750-D  
T850-D }





## FIG.7

**MANCHERON  
HANDLE  
HANDGRIFF-BAUGRUPPE**

**(NEUF TYPE)  
(NEW TYPE)  
(NEUER TYP)**

**{ 70001~  
65001 (WG)~ }**

**{ T750-D  
T850-D }**

REF. No. TEIL Nr.	No. DE CODE CODE No. CODE NR.	DESCRIPTION BEZEICHNUNG	UNITÉ.UNIT.GERÄT						INTERCHANGEABILITY AUSTAUSCHBARKEIT		REMARQUES REMARKS BEMERKUNGEN
			T750-D			T850-D			NUMERO DE REVISION REVISION No. REVISION-Nr.	NUMERO DE SERIE SERIAL No. SERIAL-Nr.	
			FR	WG	HO	FR	WG				
1	62681-4111-0	Support complet							70001~ 65001 (WG)~		
		COMP HOLDER, HANDLE	1		1	1					
		Sockel									
1	62686-4111-0	Support complet							70001~ 65001 (WG)~		
		COMP HOLDER, HANDLE		1			1				
		Sockel									
2	62571-4112-0	Vis							70001~ 65001 (WG)~		
		BOLT	1	1	1	1	1				
		Schraube									
3	62671-4113-0	Boulon							70001~ 65001 (WG)~		
		BOLT, FULCRUM	1	1	1	1	1				
		Drehachse									
4	04512-50100	Rondelle grower							70001~ 65001 (WG)~		
		WASHER, SPRING	2	2	2	2	2				
		Federring									
5	02118-50100	Ecrou							70001~ 65001 (WG)~		
		NUT	2	2	2	2	2				
		Mutter									
6	01123-50814	Vis							70001~ 65001 (WG)~		
		BOLT	1	1	1	1	1				
		Schraube									
7	62571-4114-0	Guide							70001~ 65001 (WG)~		
		GUIDE, S-C-LEVER	1	1	1	1	1				
		Führungsplatte S-C- Hebel									
8	01202-50618	Vis							70001~ 65001 (WG)~		
		BOLT	2	2	2	2	2				
		Schraube									
9	62331-4812-0	Marque							70001~ 65001 (WG)~		
		LABEL	1	1	1	1					
		Schild									
10	54102-2441-0	Rivet							70001~ 65001 (WG)~		
		RIVET	2	4	2	2					
		Niet									
11	62681-4120-0	Cordre complet volant							70001~ 65001 (WG)~		
		COMP FRAME, HANDLE	1	1	1	1	1				
		Träger									
12	62581-4123-0	Vis							70001~ 65001 (WG)~		
		BOLT	1	1	1	1	1				
		Schraube									
13	62081-4135-0	Ressort							70001~ 65001 (WG)~		
		SPRING	1	1	1	1	1				
		Feder									
14	62571-4122-0	Couvercle							70001~ 65001 (WG)~		
		COVER, HANDLE 1	1	1	1	1	1				
		Deckel 1									
15	03004-50612	Vis							70001~ 65001 (WG)~		
		SCREW	2	2	2	2	2				
		Schraube mit Scheibe									

J14-L

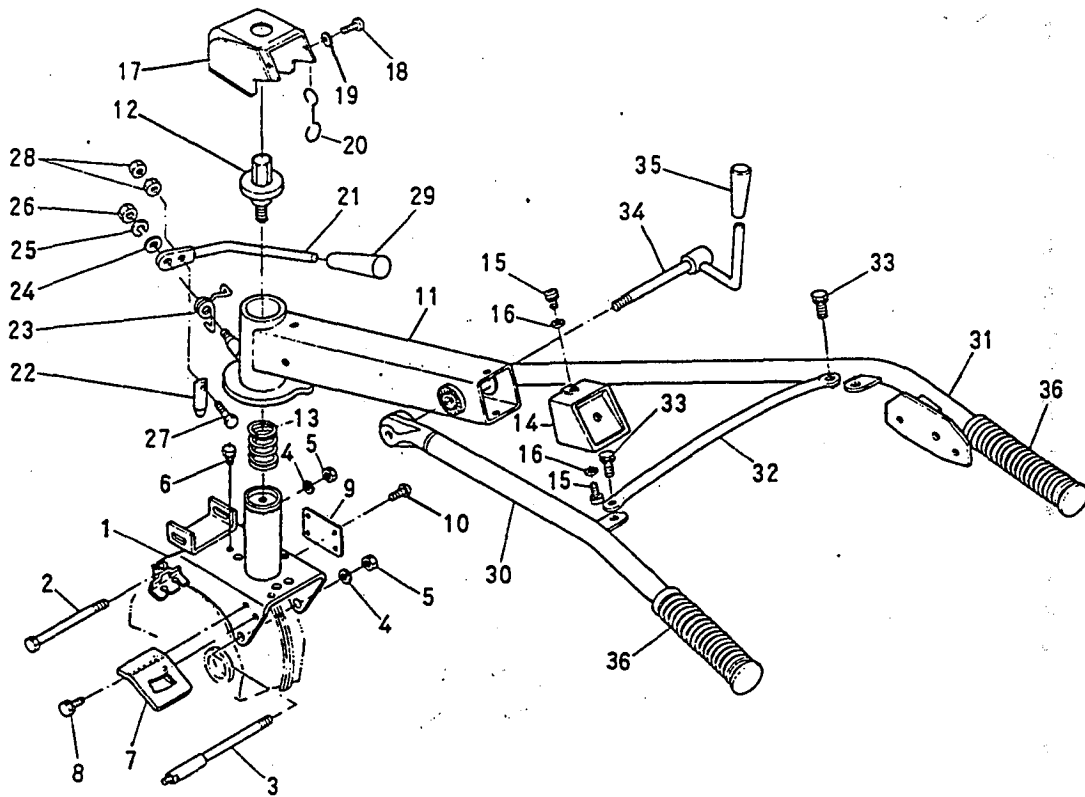
FIG.7

MANCHERON  
HANDLE  
HANDGRIFF-BAUGRUPPE

(NEUF TYPE)  
(NEW TYPE)  
(NEUER TYP)

[70001~  
65001 (WG)~]

[T750-D]  
[T850-D]



# J14-R

## FIG.7

**MANCHERON  
HANDLE  
HANDGRIFF-BAUGRUPPE**

(NEUF TYPE)  
(NEW TYPE)  
(NEUER TYP)

[70001~  
65001 (WG)~]

[T750-D]  
[T850-D]

REF. No. TEIL Nr.	No. DE CODE CODE No. CODE NR.	DESCRIPTION BEZEICHNUNG	UNITÉ.UNIT.GERÄT					INTERCHANGEABILITY INTERCHANGEABILITY AUSTAUSCHBARKEIT		REMARQUES REMARKS BEMERKUNGEN
			T750-D			T850-D		NUMERO DE REVISION REVISION No. REVISION-Nr.	NUMERO DE SERIE SERIAL No. SERIAL-Nr.	
			FR	WG	HO	FR	WG			
16	04013-50060	Rondelle WASHER, PLAIN Beilagscheibe	2	2	2	2	2	70001~ 65001 (WG)~		
17	62271-4142-2	Couvercle COVER, HANDLE 2 Abdeckung 2	1	1	1	1	1	70001~ 65001 (WG)~		
18	03004-50612	Vis SCREW Schraube mit Scheibe	3	3	3	3	3	70001~ 65001 (WG)~		
19	04013-50060	Rondelle WASHER, PLAIN Beilagscheibe	3	3	3	3	3	70001~ 65001 (WG)~		
20	61063-4115-0	Ressort SPRING Feder	1	1	1	1	1	70001~ 65001 (WG)~		
21	62551-4131-0	Levier LEVER, HANDLE LOCK Verriegelungshebel	1	1	1	1	1	70001~ 65001 (WG)~		
22	62081-4132-0	Goupille PIN, LOCK Stift	1	1	1	1	1	70001~ 65001 (WG)~		
23	62081-4133-0	Ressort SPRING Feder	1	1	1	1	1	70001~ 65001 (WG)~		
24	04013-50080	Rondelle WASHER, PLAIN Beilagscheibe	1	1	1	1	1	70001~ 65001 (WG)~		
25	04512-50080	Rondelle grower WASHER, SPRING Federring	1	1	1	1	1	70001~ 65001 (WG)~		
26	02114-50080	Ecrou NUT Mutter	1	1	1	1	1	70001~ 65001 (WG)~		
27	62081-4136-0	Vis BOLT Schraube	1	1	1	1	1	70001~ 65001 (WG)~		
28	02014-50060	Ecrou NUT Mutter	2	2	2	2	2	70001~ 65001 (WG)~		
29	54201-2327-0	Poignée 2 GRIP 2 Griff 2	1	1	1	1	1	70001~ 65001 (WG)~		
30	62671-4150-0	Mancheron(G) COMP HANDLE, LH Griffstange links	1		1	1		70001~ 65001 (WG)~		
30	62686-4150-0	Mancheron(G) COMP HANDLE, LH Griffstange links		1			1	70001~ 65001 (WG)~		

FR:France    WG:Allemagne    HO:Hong Kong

FR:France    WG:West Germany    HO:Hong Kong

FR:Frankreich    WG:Westdeutschland    HO:Hong Kong

FIG.7

MANCHERON  
HANDLE  
HANDGRIFF-BAUGRUPPE

(NEUF TYPE)  
(NEW TYPE)  
(NEUER TYP)

[70001~  
65001 (WG)~]

[T750-D]  
[T850-D]

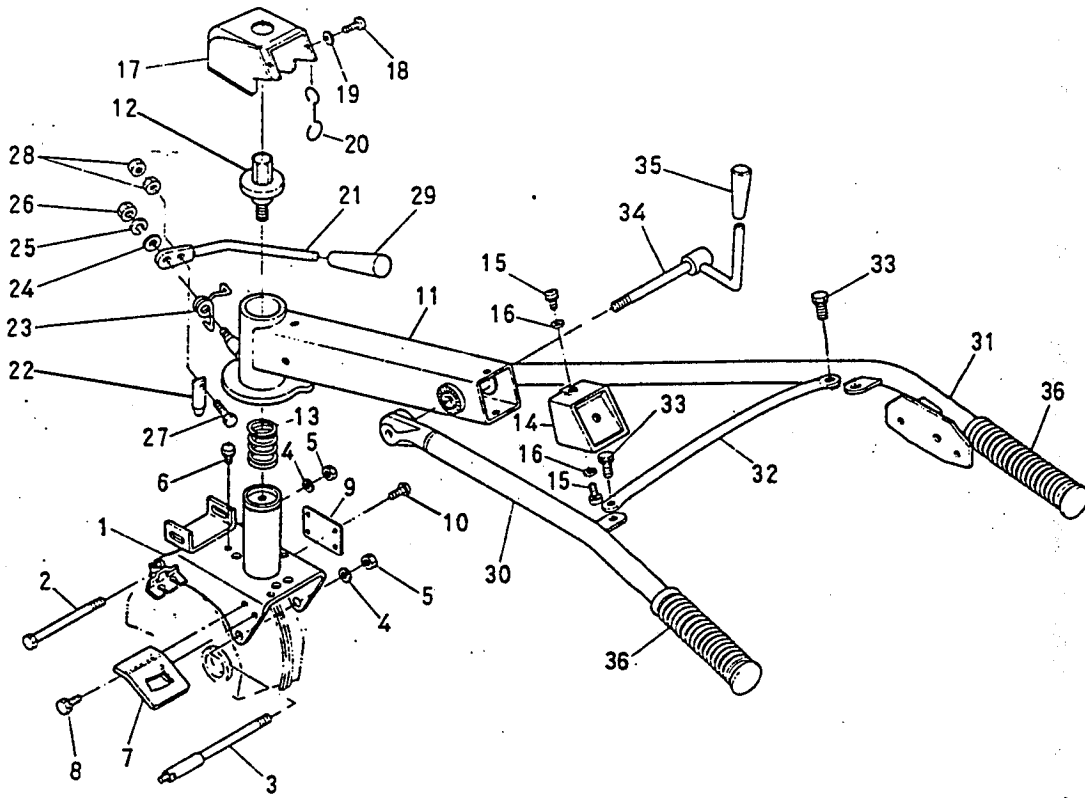


FIG.7

MANCHERON  
HANDLE  
HANDGRIFF-BAUGRUPPE

(NEUF TYPE)  
(NEW TYPE)  
(NEUER TYP)

{ 70001~  
65001 (WG)~ }

{ T750-D  
T850-D }

REF. No. TEL Nr.	No. DE CODE CODE No. CODE NR.	DESCRIPTION BEZEICHNUNG	UNITÉ.UNIT.GERÄT					INTERCHANGEABILITY AUSTAUSCHBARKEIT		REMARQUES REMARKS BEMERKUNGEN
			T750-D			T850-D		NUMERO DE REVISION REVISION No. REVISION-Nr.	NUMERO DE SERIE SERIAL No. SERIAL-Nr.	
			FR	WG	HO	FR	WG			
31	62671-4160-0	Mancheron(D) COMP HANDLE, RH Griffstange rechts	1		1	1		70001~ 65001 (WG)~		
31	62686-4160-0	Mancheron(D) COMP HANDLE, RH Griffstange rechts		1			1	70001~ 65001 (WG)~		
32	62082-4171-0	Barre STAY, HANDLE Querstrebe	1		1	1		70001~ 65001 (WG)~		
32	62583-4171-0	Barre STAY, HANDLE Querstrebe		1			1	70001~ 65001 (WG)~		
33	01121-50820	Vis BOLT Schraube	2	2	2	2	2	70001~ 65001 (WG)~		
34	62581-4141-0	Vis COMP BOLT, JACK Feststellschraube	1	1	1	1	1	70001~ 65001 (WG)~		
35	61023-4163-0	Poignée GRIP Handgriff	1	1	1	1	1	70001~ 65001 (WG)~		
36	63633-4131-0	Poignée GRIP, HANDLE Griff	2	2	2	2	2	70001~ 65001 (WG)~		

J16-L

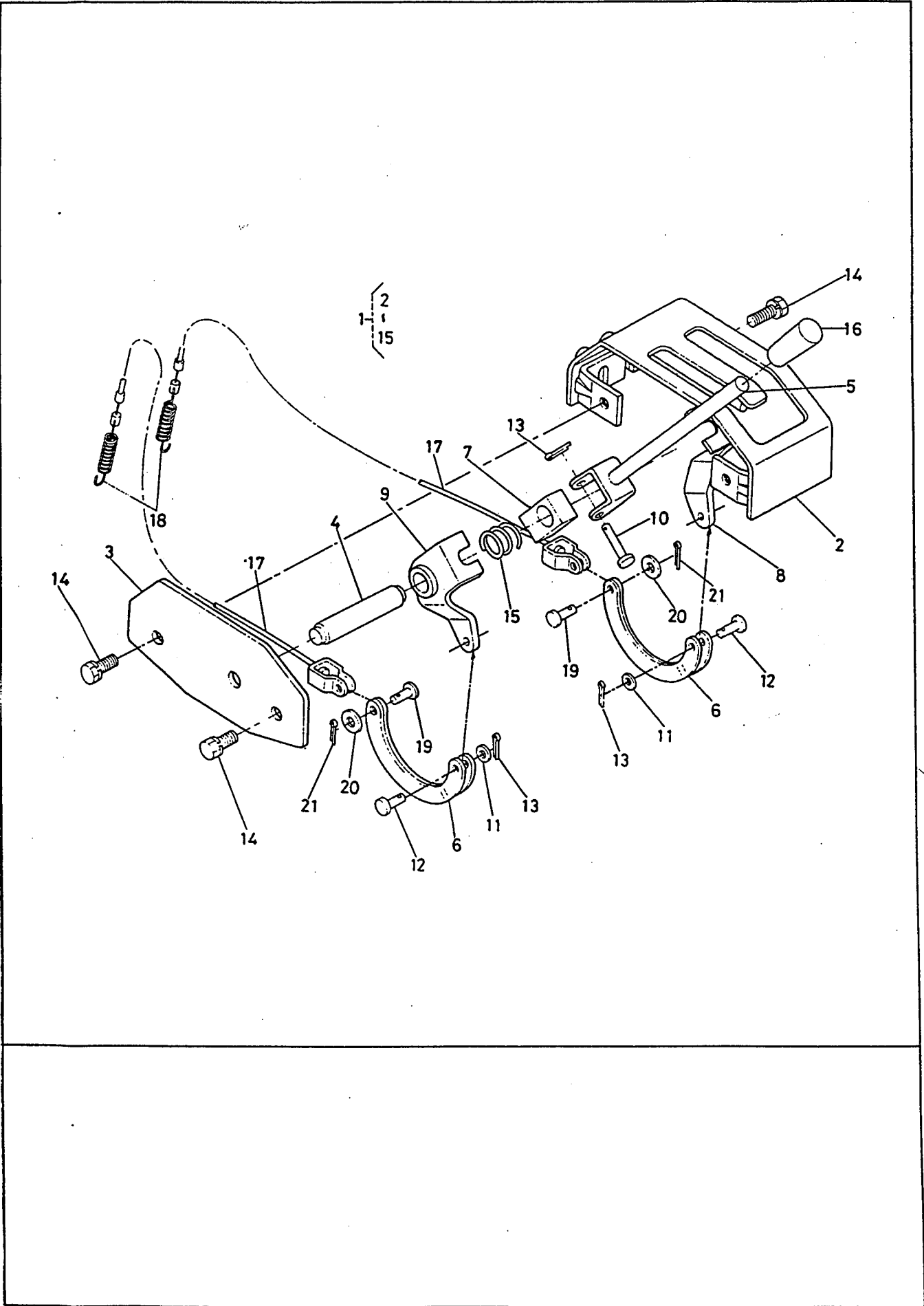
FIG.8

COMMANDE D'EMBRAYAGE  
OPERATING CLUTCH  
KUPPLUNGSBETÄTIGUNG

(VIEUX TYPE)  
(OLD TYPE)  
(ALTER TYP)

{ ~70000  
~65000 (WG) }

[ T750 ]  
[ T850 ]



## FIG.8

### COMMANDE D'EMBRAYAGE OPERATING CLUTCH KUPPLUNGSBETÄTIGUNG

(VIEUX TYPE)  
(OLD TYPE)  
(ALTER TYP)

{ ~70000  
~65000 (WG) }

{ T750  
T850 }

REF. No. TEIL Nr.	No. DE CODE CODE No. CODE NR.	DESCRIPTION BEZEICHNUNG	UNITÉ · UNIT · GERÄT				INTERCHANGEABILITY INTERCHANGEABILITY AUSTAUSCHBARKEIT		REMARQUES REMARKS BEMERKUNGEN
			T750		T850		NUMERO DE REVISION REVISION No. REVISION-Nr.	NUMERO DE SERIE SERIAL No. SERIAL-Nr.	
			FR	WG	FR	WG			
1	62081-4210-0	Engagement complet ASSY CLUTCH, TENSION Betätigungs-Baugruppe	1	1	1	1	50001 ~70000 50001 ~65000 (WG)		
2	62081-4211-0	Carter CASE, TENSION Gehäuse	1	1	1	1	50001 ~70000 50001 ~65000 (WG)		
3	62081-4212-0	Couvercle COVER, TENSION CASE Deckel	1	1	1	1	50001 ~70000 50001 ~65000 (WG)		
4	62081-4213-0	Arbre SHAFT, TENSION CASE Achse	1	1	1	1	50001 ~70000 50001 ~65000 (WG)		
5	62081-4214-0	Levier LEVER, CLUTCH Kupplungshebel	1	1	1	1	50001 ~70000 50001 ~65000 (WG)		
6	62081-4215-0	Jointure JOINT, MAIN CLUTCH WIRE Anschlußstück	2	2	2	2	50001 ~70000 50001 ~65000 (WG)		
7	62081-4216-0	Sabot SHOE, TENSION Gleitstein	1	1	1	1	50001 ~70000 50001 ~65000 (WG)		
8	62081-4217-0	Jointure JOINT, TENSION LEVER RH Verbindungshebel rechts	1	1	1	1	50001 ~70000 50001 ~65000 (WG)		
9	62081-4218-0	Jointure JOINT, TENSION LEVER LH Verbindungshebel links	1	1	1	1	50001 ~70000 50001 ~65000 (WG)		
10	05122-50614	Goupille PIN, JOINT Verbindungsstift	1	1	1	1	50001 ~70000 50001 ~65000 (WG)		
11	04012-50060	Rondelle WASHER, PLAIN Beilagscheibe	2	2	2	2	50001 ~70000 50001 ~65000 (WG)		
12	05122-50614	Goupille PIN, JOINT Verbindungsstift	2	2	2	2	50001 ~70000 50001 ~65000 (WG)		
13	05511-51612	Goupille PIN, SPLIT Splint	3	3	3	3	50001 ~70000 50001 ~65000 (WG)		
14	01123-50816	Boulon BOLT Schraube	4	4	4	4	50001 ~70000 50001 ~65000 (WG)		
15	62081-4221-0	Ressort SPRING Feder	1	1	1	1	50001 ~70000 50001 ~65000 (WG)		
16	06914-00100	Poignée GRIP, LEVER Griff	1	1	1	1	50001 ~70000 50001 ~65000 (WG)		

K01-L

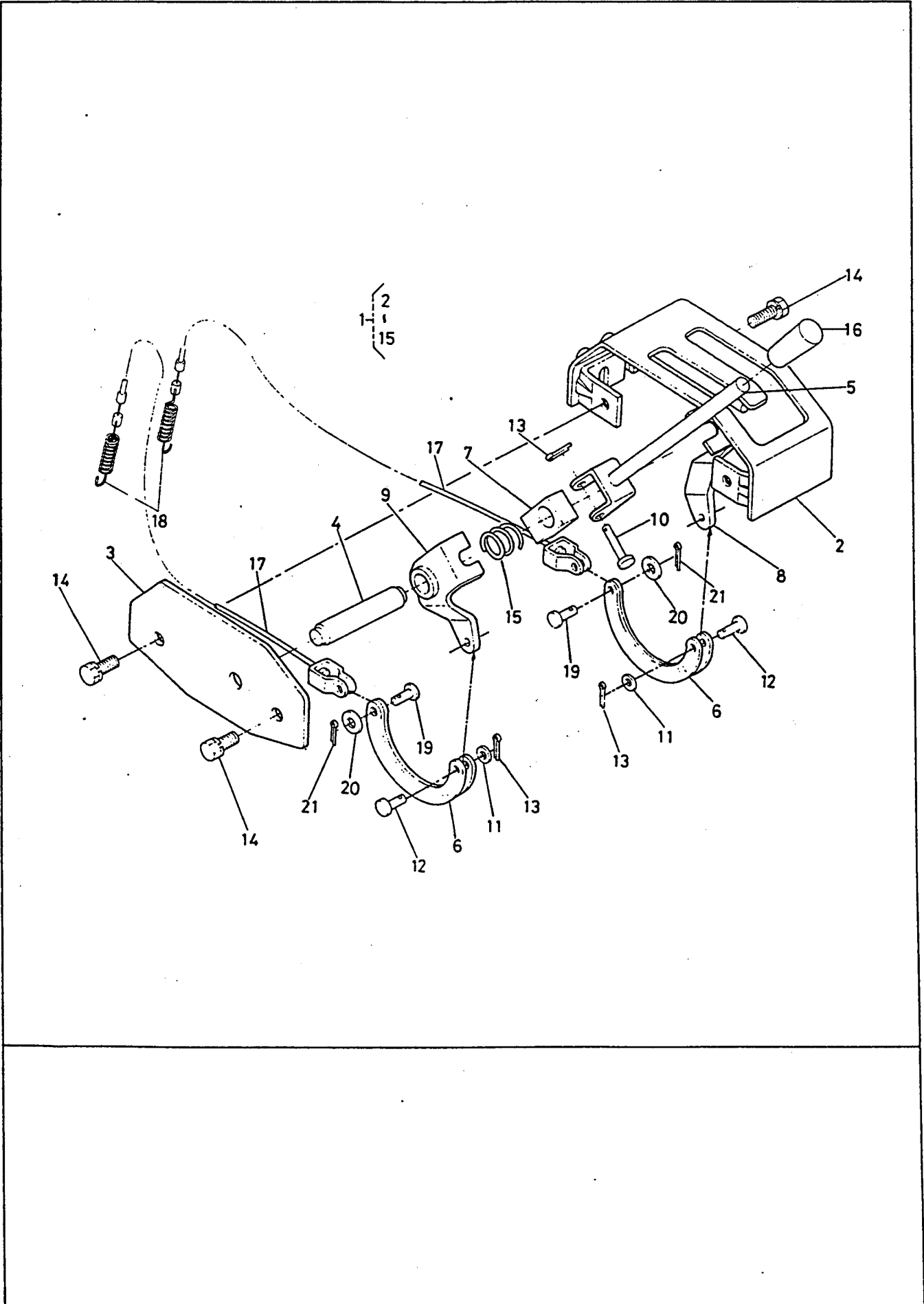
FIG.8

COMMANDE D'EMBRAYAGE  
OPERATING CLUTCH  
KUPPLUNGSBETÄTIGUNG

(VIEUX TYPE)  
(OLD TYPE)  
(ALTER TYP)

[~70000  
~65000 (WG)]

[T750  
T850]





K01-R

FIG.8

COMMANDE D'EMBRAYAGE  
OPERATING CLUTCH  
KUPPLUNGSBETÄTIGUNG

(VIEUX TYPE)  
(OLD TYPE)  
(ALTER TYP)

{ ~70000  
~65000 (WG) }

{ T750  
T850 }

REF. No. TEIL Nr.	No. DE CODE CODE No. CODE NR.	DESCRIPTION BEZEICHNUNG	UNITÉ · UNIT · GERÄT				INTERCHANGEABILITY INTERCHANGEABILITY AUSTAUSCHBARKEIT		REMARKS REMARKS BEMERKUNGEN
			T750		T850		NUMERO DE REVISION REVISION No. REVISION-Nr.	NUMERO DE SERIE SERIAL No. SERIAL-Nr.	
			FR	WG	FR	WG			
17	62571-4221-0	Cable embrayage WIRE, MAIN CLUTCH Hauptkupplungsseilzug	1					50001 ~70000 50001 ~65000 (WG)	
17	62581-4221-0	Cable embrayage WIRE, MAIN CLUTCH Hauptkupplungsseilzug	1	1			62581-101	60001 ~70000 60001 ~65000 (WG)	
17	62331-4241-0	Cable embrayage WIRE, MAIN CLUTCH Hauptkupplungsseilzug				2		~51073	
17	62331-4241-2	Cable embrayage WIRE, MAIN CLUTCH Hauptkupplungsseilzug				2	62331-42	60001 ~70000 60001 ~65000 (WG)	
17	62331-4241-3	Cable embrayage WIRE, MAIN CLUTCH Hauptkupplungsseilzug				2	62331-55	60001 ~70000 60001 ~65000 (WG)	
18	62551-4213-0	Ressort SPRING, MAIN CLUTCH Feder	2	2	2	2		50001 ~70000 50001 ~65000 (WG)	
19	05112-50614	Goupille PIN, JOINT Verbindungsstift	2	2	2	2		50001 ~70000 50001 ~65000 (WG)	
20	04012-50060	Rondelle WASHER, PLAIN Beilagscheibe	2	2	2	2		50001 ~70000 50001 ~65000 (WG)	
21	05511-51612	Goupille PIN, SPLIT Splint	2	2	2	2		50001 ~70000 50001 ~65000 (WG)	

FR:France WG:Allemagne  
FR:France WG:West Germany  
FR:Frankreich WG:Westdeutschland

K02-L

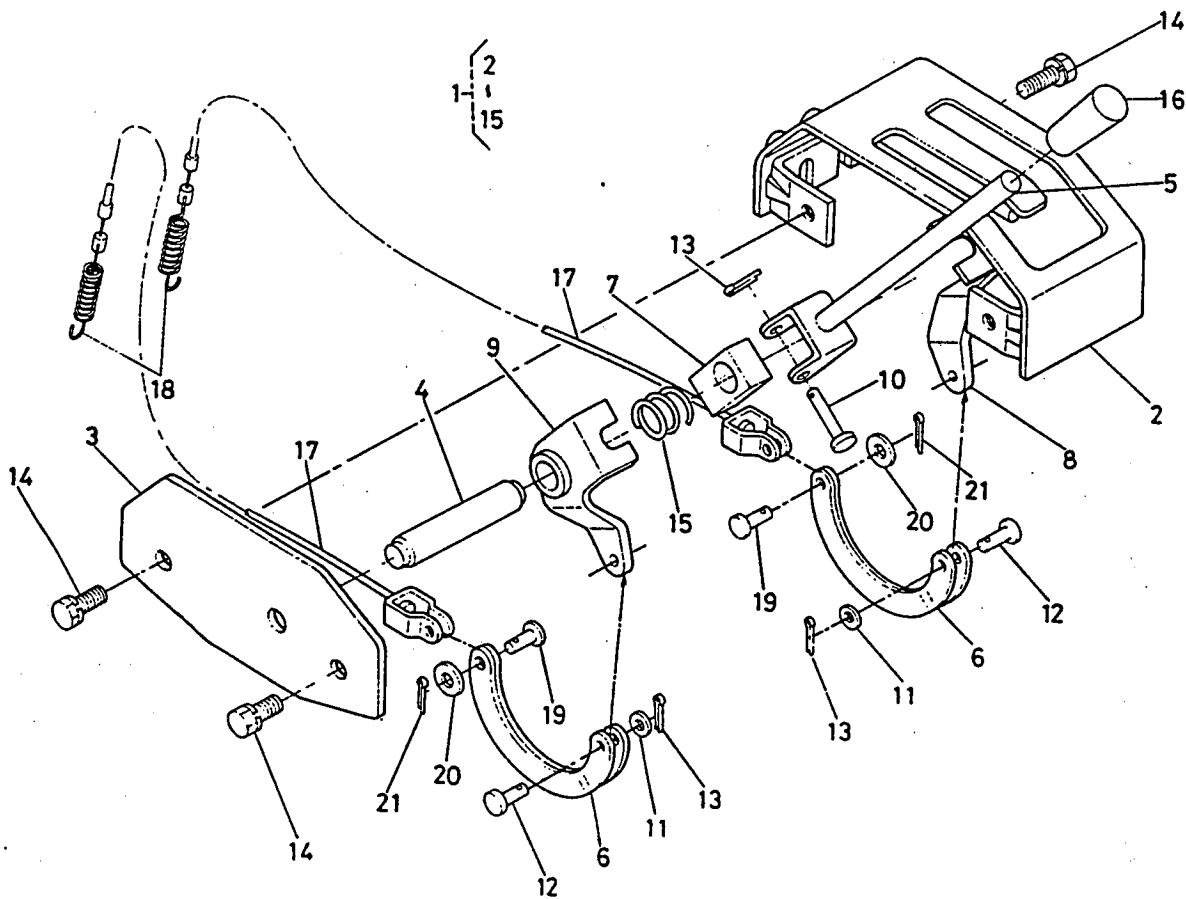
FIG.8

COMMANDE D'EMBAYAGE  
OPERATING CLUTCH  
KUPPLUNGSBETÄTIGUNG

(NEUF TYPE)  
(NEW TYPE)  
(NEUER TYP)

[70001~  
65001 (WG)~]

[T750-D]  
[T850-D]



K02-R

FIG.8

COMMANDE D'EMBRAYAGE  
OPERATING CLUTCH  
KUPPLUNGSBETÄTIGUNG

(NEUF TYPE)  
(NEW TYPE)  
(NEUER TYP)

{ 70001~  
65001 (WG)~ }

{ T750-D  
T850-D }

REF. No. TEIL Nr.	No. DE CODE CODE No. CODE NR.	DESCRIPTION BEZEICHNUNG	UNITÉ.UNIT.GERÄT						INTERCHANGEABILITY INTERCHANGEABILITY AUSTAUSCHBARKEIT NUMERO DE REVISION REVISION No. REVISION-Nr.	REMARKS REMARKS BEMERKUNGEN
			T750-D			T850-D				
			FR	WG	HO	FR	WG			
1	62081-4210-0	Engagement complet ASSY CLUTCH, TENSION Betätigungs-Baugruppe	1	1	1	1	1	70001~ 65001 (WG)~	②~⑮	
2	62081-4211-0	Carter CASE, TENSION Gehäuse	1	1	1	1	1	70001~ 65001 (WG)~		
3	62081-4212-0	Couvercle COVER, TENSION CASE Deckel	1	1	1	1	1	70001~ 65001 (WG)~		
4	62081-4213-0	Arbre SHAFT, TENSION CASE Achse	1	1	1	1	1	70001~ 65001 (WG)~		
5	62081-4214-0	Levier LEVER, CLUTCH Kupplungshebel	1	1	1	1	1	70001~ 65001 (WG)~		
6	62081-4215-0	Jointure JOINT, MAIN CLUTCH WIRE Anschlußstück	2	2	2	2	2	70001~ 65001 (WG)~		
7	62081-4216-0	Sabot SHOE, TENSION Gleitstein	1	1	1	1	1	70001~ 65001 (WG)~		
8	62081-4217-0	Jointure JOINT, TENSION LEVER RH Verbindungshebel rechts	1	1	1	1	1	70001~ 65001 (WG)~		
9	62081-4218-0	Jointure JOINT, TENSION LEVER LH Verbindungshebel links	1	1	1	1	1	70001~ 65001 (WG)~		
10	05122-50630	Goupille PIN, JOINT Verbindungsstift	1	1	1	1	1	70001~ 65001 (WG)~		
11	04012-50060	Rondelle WASHER, PLAIN Beilagscheibe	2	2	2	2	2	70001~ 65001 (WG)~		
12	05122-50614	Goupille PIN, JOINT Verbindungsstift	2	2	2	2	2	70001~ 65001 (WG)~		
13	05511-51612	Goupille PIN, SPLIT Splint	3	3	3	3	3	70001~ 65001 (WG)~		
14	01123-50816	Boulon BOLT Schraube	4	4	4	4	4	70001~ 65001 (WG)~		

FIG.8

COMMANDE D'EMBRAYAGE  
OPERATING CLUTCH  
KUPPLUNGSBETÄTIGUNG

(NEUF TYPE)  
(NEW TYPE)  
(NEUER TYP)

[70001~  
65001 (WG)~]

[T750-D]  
[T850-D]

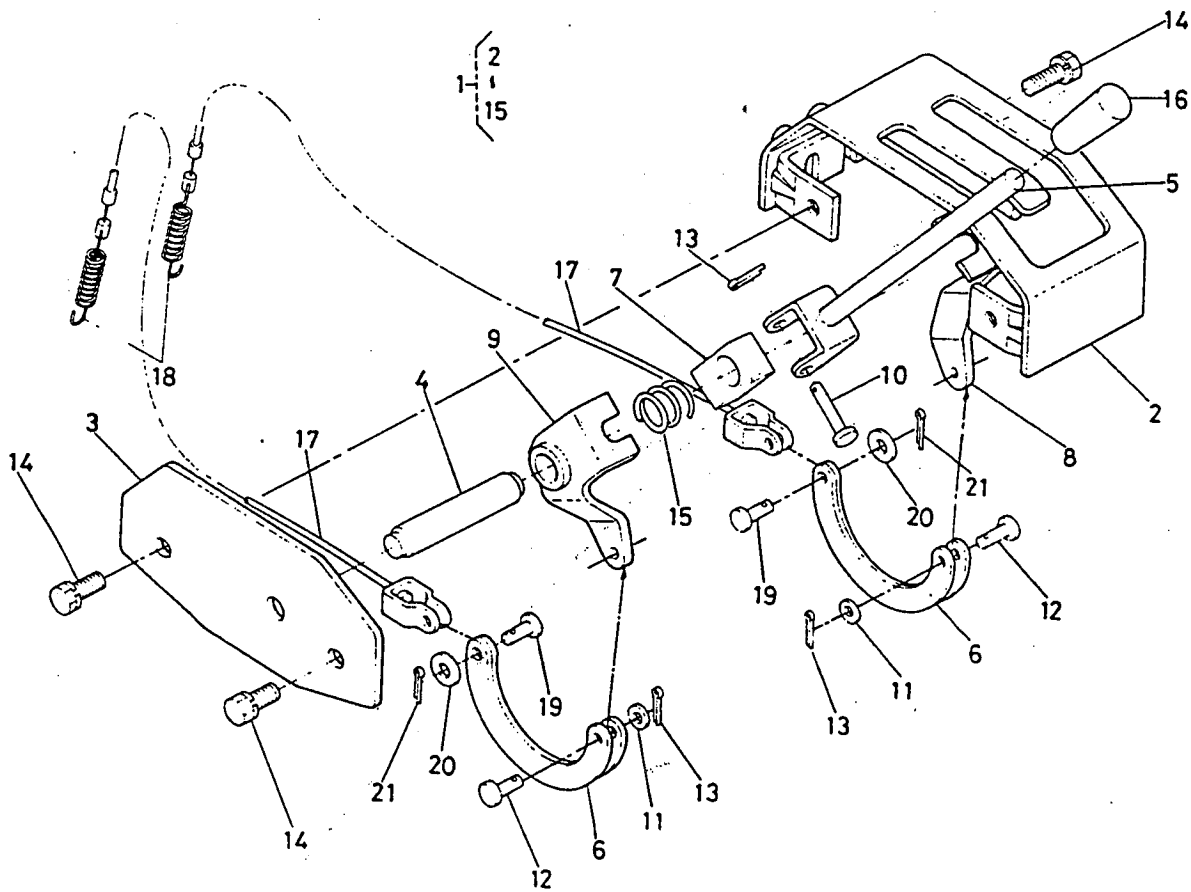


FIG.8

COMMANDE D'EMBRAYAGE  
OPERATING CLUTCH  
KUPPLUNGSBETÄTIGUNG

(NEUF TYPE)  
(NEW TYPE)  
(NEUER TYP)

[70001~  
65001 (WG)~]

[T750-D]  
[T850-D]

REF. No. TEIL Nr.	No. DE CODE CODE No. CODE NR.	DESCRIPTION BEZEICHNUNG	UNITÉ.UNIT.GERÄT						INTERCHANGEABILITE AUSTAUSSCHBARKEIT		REMARQUES REMARKS BEMERKUNGEN
			T750-D			T850-D			NUMERO DE REVISION REVISION-Nr.	NUMERO DE SERIE SERIAL-Nr.	
			FR	WG	HO	FR	WG				
15	62081-4221-0	Ressort	1	1	1	1	1		70001~ 65001 (WG)~		
		SPRING									
		Feder									
16	06914-00100	Poignee	1	1	1	1	1		70001~ 65001 (WG)~		
		GRIP, LEVER									
		Griff									
17	62681-4221-0	Cable embrayage	2	2	2	2	2		70001~ 65001 (WG)~		
		WIRE, MAIN CLUTCH									
		Hauptkupplungsseilzug									
18	62551-4213-0	Ressort	2	2	2	2	2		70001~ 65001 (WG)~		
		SPRING, MAIN CLUTCH									
		Feder									
19	05112-50614	Goupille	2	2	2	2	2		70001~ 65001 (WG)~		
		PIN, JOINT									
		Verbindungsstift									
20	04013-50060	Rondelle	2	2	2	2	2		70001~ 65001 (WG)~		
		WASHER, PLAIN									
		Beilagscheibe									
21	05511-51612	Goupille	2	2	2	2	2		70001~ 65001 (WG)~		
		PIN, SPLIT									
		Splint									

FR:France WG:Allemagne HO:Hong Kong  
FR:France WG:West Germany HO:Hong Kong  
FR:Frankreich WG:Westdeutschland HO:Hong Kong

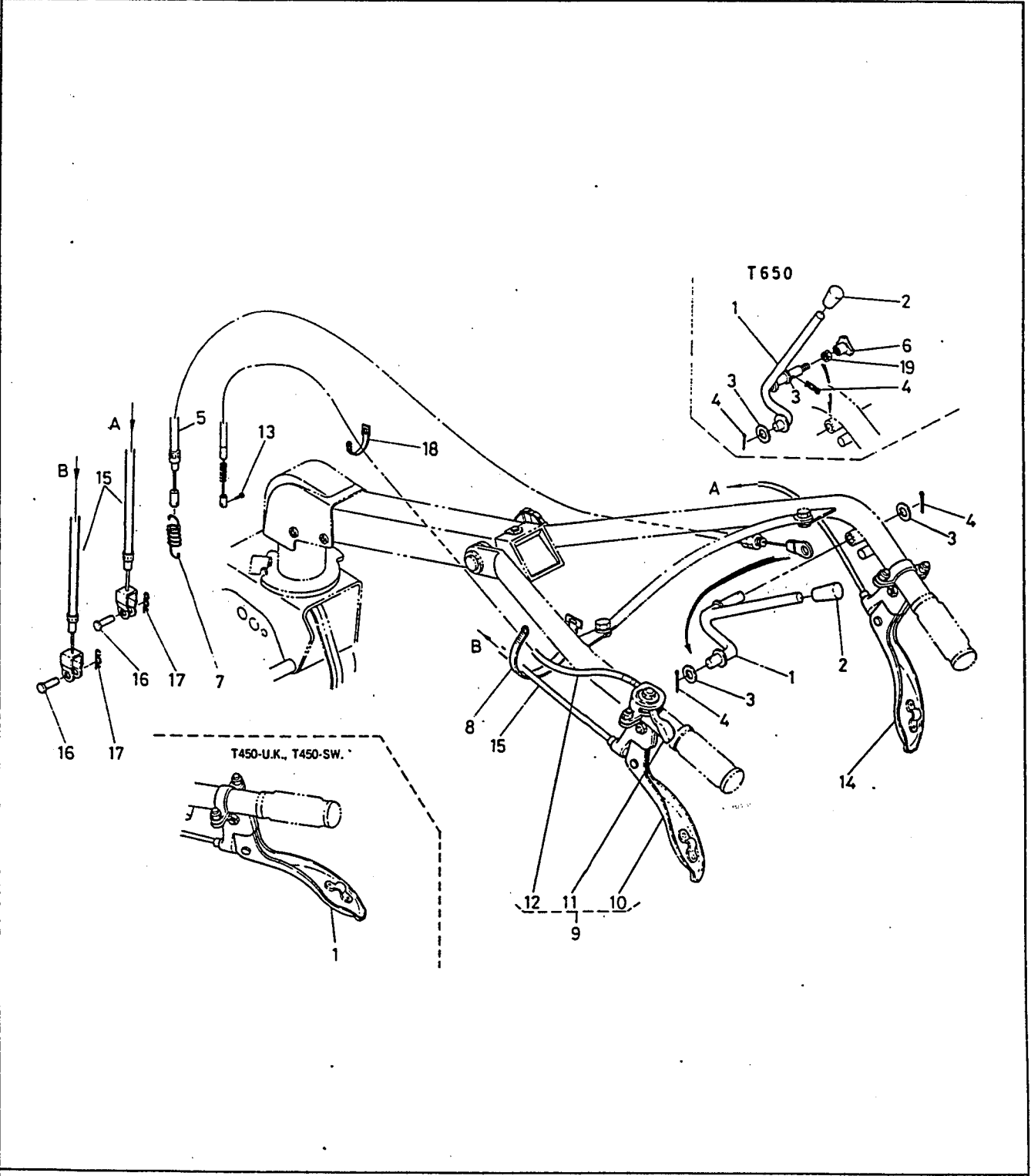
FIG.9

CHANGEMENT DE VITESSES (1)  
CHANGE LEVER (1)  
SCHALTHEBEL-BAUGRUPPE (1)

(VIEUX TYPE)  
(OLD TYPE)  
(ALTER TYP)

[~70000  
~65000 (WG)]

[T450  
T550  
T650]



## FIG.9

CHANGEMENT DE VITESSES (1)  
CHANGE LEVER (1)  
SCHALTHEBEL-BAUGRUPPE (1)

(VIEUX TYPE)  
(OLD TYPE)  
(ALTER TYP)

{ ~70000  
~65000 (WG) }

{ T450  
T550  
T650 }

REF. No. TEIL Nr.	No. DE CODE CODE No. CODE NR.	DESCRIPTION BEZEICHNUNG	UNITÉ · UNIT · GERÄT										INTERCHANGEABILITY AUSTAUSCHBARKEIT		REMARKS REMARKS BEMERKUNGEN	
			T450					T550			T650		NUMERO DE REVISION REVISION No. REVISION-Nr.	SERIE SERIAL No. SERIAL-Nr.		
			FR	WG	UK	SW	SP	FR	WG	SP	FR	WG				
1	61061-4211-0	Levier LEVER, MAIN CLUTCH Hauptkupplungs-hebel	1	1			1	1	1	1					50001 ~70000 50001 ~65000 (WG)	
1	61361-4211-0	Levier LEVER, MAIN CLUTCH Hauptkupplungs-hebel										1	1		50001 ~70000 50001 ~65000 (WG)	
1	61237-4211-0	Levier LEVER Hebel			1										50001 ~70000 50001 ~65000 (WG)	
1	61232-9921-0	Levier LEVER Hebel				1									50001 ~70000 50001 ~65000 (WG)	
2	06914-00100	Poignée GRIP, LEVER Griff	1	1			1	1	1	1	1	1	1		50001 ~70000 50001 ~65000 (WG)	
3	04013-50100	Rondelle WASHER, PLAIN Beilagscheibe	2	2			2	2	2	2	2	2	2		50001 ~70000 50001 ~65000 (WG)	
4	05511-50318	Goupille PIN, SPLIT Splint	2	2			2	2	2	2	2	2	2		50001 ~70000 50001 ~65000 (WG)	
4	05516-51000	Goupille PIN, SNAP Sicherungsstift										1	1		50001 ~70000 50001 ~65000 (WG)	
5	61321-4211-2	Cable embrage WIRE, MAIN CLUTCH Haupt Kupplungs-seilzug	1	1			1	1	1	1					50001 ~70000 50001 ~65000 (WG)	
5	61361-4212-0	Cable embrage WIRE, MAIN CLUTCH Haupt Kupplungs-seilzug										1	1		50001 ~70000 50001 ~65000 (WG)	
5	61341-9922-0	Cable embrage WIRE, MAIN CLUTCH Haupt Kupplungs-seilzug			1										50001 ~70000 50001 ~65000 (WG)	
5	61343-4211-0	Cable embrage WIRE, MAIN CLUTCH Haupt Kupplungs-seilzug				1									50001 ~70000 50001 ~65000 (WG)	
6	02820-00060	Ecrou NUT, KNOB Griffmutter						1	1	1					50001 ~70000 50001 ~65000 (WG)	
7	62551-4213-0	Ressort SPRRING. MAIN CLUTCH Feder	1	1	1	1	1	1	1	1	1	1	1		50001 ~70000 50001 ~65000 (WG)	
8	63763-4137-0	Bande BAND, WIRE CLIP Kabelbinder	2	2	2	2	2	2	2	2	2	2	2		50001 ~70000 50001 ~65000 (WG)	
9	61311-4290-0	Poignée complet ASSY LEVER, THROTTLE Gashebel-Baugruppe	1	1	1	1	1								50001 ~70000 50001 ~65000 (WG)	⑪, ⑫

FIG.9

CHANGEMENT DE VITESSES (1)  
CHANGE LEVER (1)  
SCHALTHEBEL-BAUGRUPPE (1)

(VIEUX TYPE)  
(OLD TYPE)  
(ALTER TYP)

[~70000  
~65000 (WG)]

[T450]  
[T550]  
[T650]

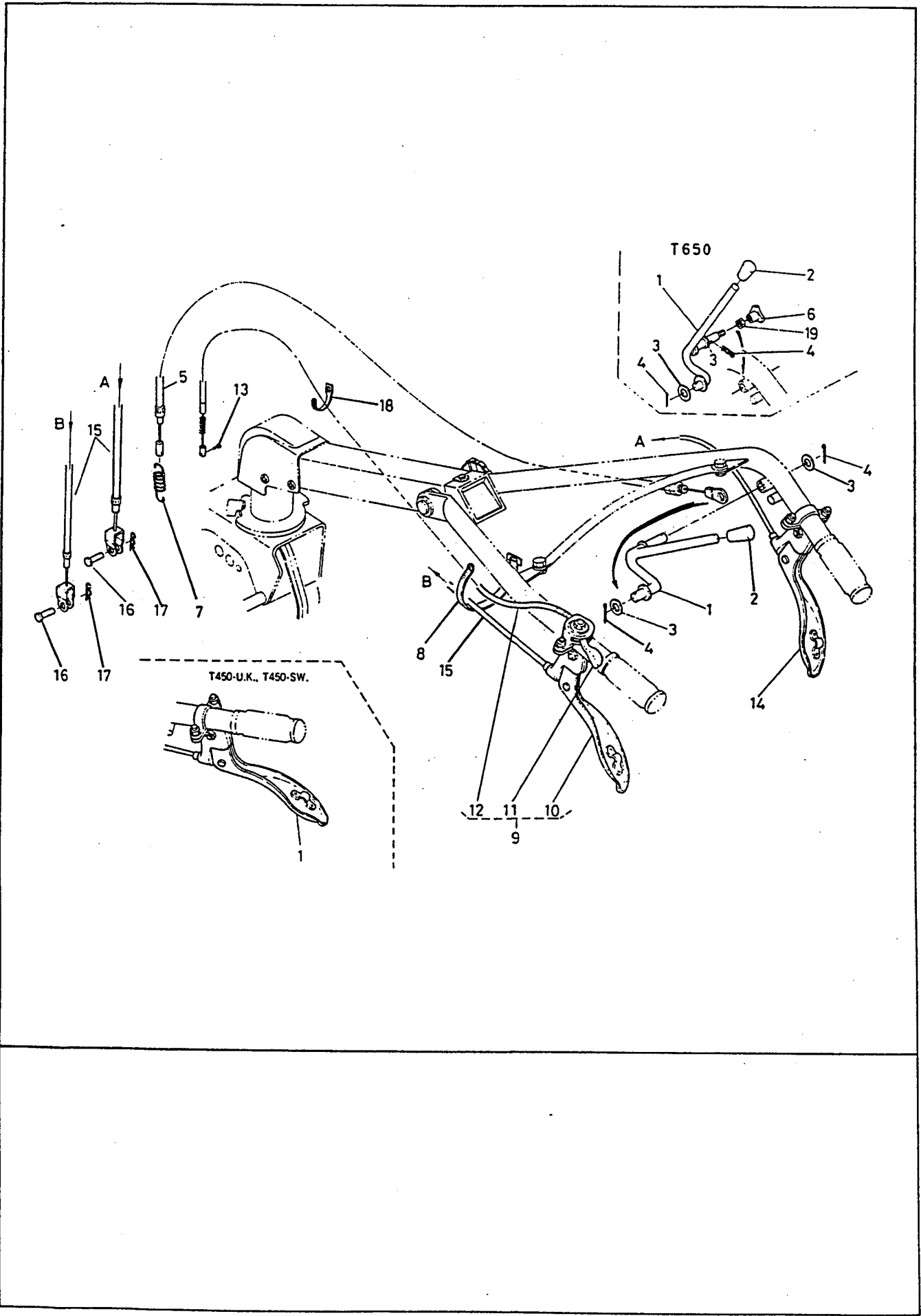




FIG.9

CHANGEMENT DE VITESSES (1)  
CHANGE LEVER (1)  
SCHALTHEBEL-BAUGRUPPE (1)

(VIEUX TYPE)  
(OLD TYPE)  
(ALTER TYP)

{ ~70000  
~65000 (WG) }

[T450]  
[T550]  
[T650]

REF. No. TEIL Nr.	No. DE CODE CODE No. CODE NR.	DESCRIPTION BEZEICHNUNG	UNITÉ · UNIT · GERÄT										INTERCHANGEABILITY AUSTAUSCHBARKEIT		REMARQUES REMARKS BEMERKUNGEN
			T450					T550			T650		NUMERO DE REVISION REVISION No. REVISION-Nr.	NUMERO DE SERIE SERIAL No. SERIAL-Nr.	
			FR	WG	UK	SW	SP	FR	WG	SP	FR	WG			
9	61321-4290-0	Poignée complet ASSY LEVER, THROTTLE Gashebel-Baugruppe						1	1	1	1	1		50001 ~70000 50001 ~65000 (WG)	⑩~⑫
10	61321-4291-0	Levier (G) LEVER, LH Handhebel						1	1	1	1	1		50001 ~70000 50001 ~65000 (WG)	
11	61311-4291-0	Levir LEVER, THROTTLE Gashebel	1	1	1	1	1							50001 ~70000 50001 ~65000 (WG)	
11	61321-4292-0	Levir LEVER, THROTTLE Gashebel						1	1	1	1	1		50001 ~70000 50001 ~65000 (WG)	
12	61321-4293-0	Cable WIRE, THROTTLE Gasseilzug	1	1	1	1	1	1	1	1	1	1		50001 ~70000 50001 ~65000 (WG)	
13	03054-50510	Vis SCREW Schraube	1	1	1	1	1	1	1	1	1	1		50001 ~70000 50001 ~65000 (WG)	
14	61321-4294-0	Levier LEVER, RH Handhebel rechts						1	1	1	1	1		50001 ~70000 50001 ~65000 (WG)	
15	61351-4295-0	Cable de clabot WIRE, STEERING CLUTCH Seilzug für Lenkungs Kupplung						2	2	2				~52542 ~50110 (WG)	
15	61351-4295-0	Cable de clabot WIRE, STEERING CLUTCH Seilzug für Lenkungs Kupplung									2	2		~52542 ~50050 (WG)	
15	61361-4295-0	Cable de clabot WIRE, STEERING CLUTCH Seilzug für Lenkungs Kupplung						2	2	2			61361-113	60001 ~70000 60001 ~65000 (WG)	C
15	61361-4295-0	Cable de clabot WIRE, STEERING CLUTCH Seilzug für Lenkungs Kupplung									2	2	61361-113	60001 ~70000 60001 ~65000 (WG)	C
16	05112-50614	Goupille PIN, JOINT Verbindungsstift						2	2	2	2	2		50001 ~70000 50001 ~65000 (WG)	
17	62101-4229-0	Goupille PIN, SET Sicherungsstift						2	2	2	2	2		50001 ~70000 50001 ~65000 (WG)	
18	53581-6415-0	Bande BAND, CIRD Kabelbinder	1	1	1	1	1	1	1	1	1	1		50001 ~70000 50001 ~65000 (WG)	
19	02012-50060	Ecrou NUT Mutter									1	1		50001 ~70000 50001 ~65000 (WG)	
19	02014-50060	Ecrou NUT Mutter									1	1	61351-26	50001 ~70000 50001 ~65000 (WG)	C

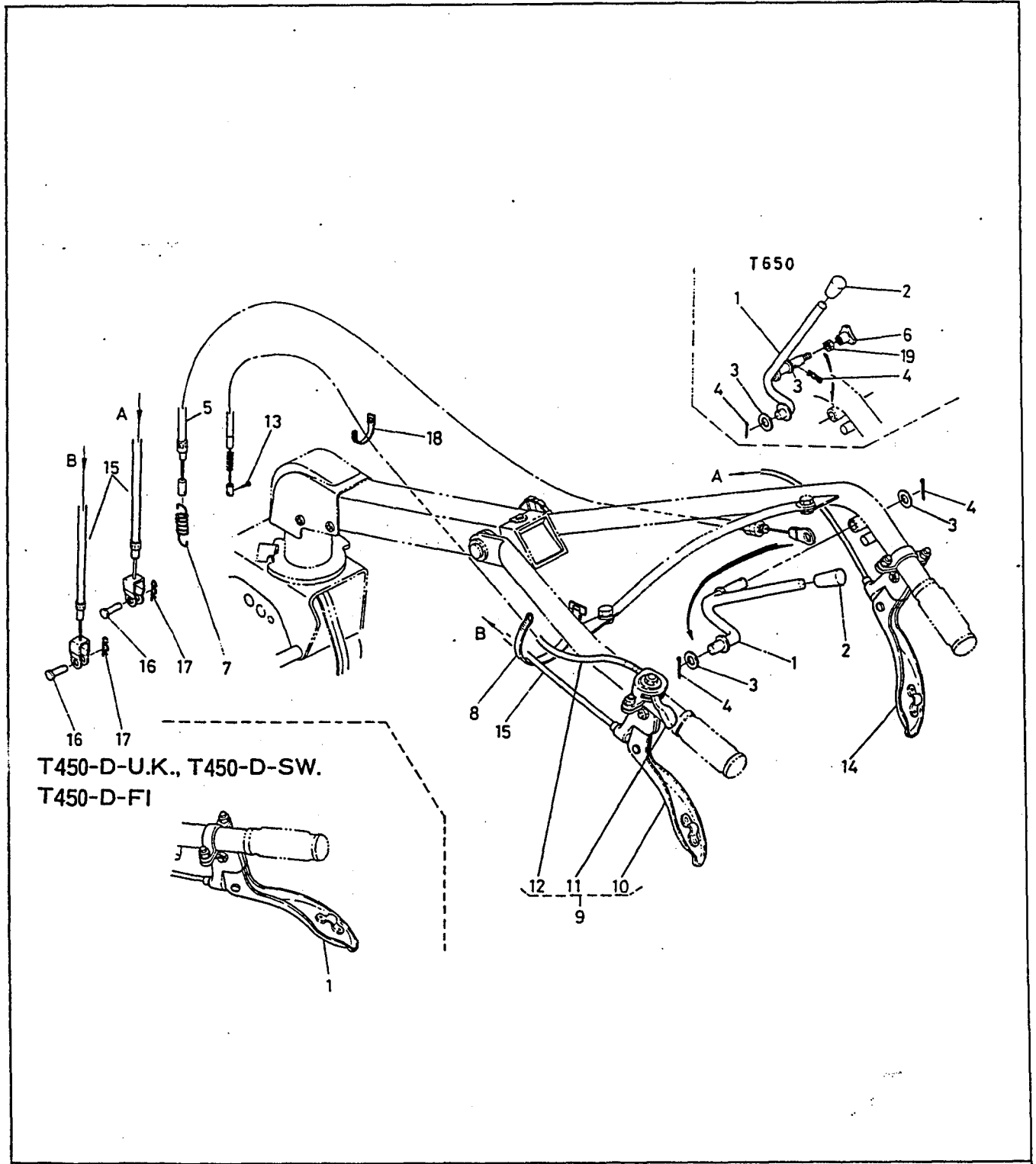
FIG.9

CHANGEMENT DE VITESSES (1)  
CHANGE LEVER (1)  
SCHALTHEBEL-BAUGRUPPE (1)

(NEUF TYPE)  
(NEW TYPE)  
(NEUER TYP)

[70001~  
65001 (WG)~]

[T450-D]  
[T550-D]  
[T650-D]



T450-D-U.K., T450-D-SW.  
T450-D-FI

## FIG.9

CHANGEMENT DE VITESSES(1)  
 CHANGE LEVER(1)  
 SCHALTHEBEL-BAUGRUPPE(1)

(NEUF TYPE)  
 (NEW TYPE)  
 (NEUER TYP)

{ 70001~  
 65001 (WG)~ }

[T450-D]  
 [T550-D]  
 [T650-D]

REF. No. TEIL Nr.	No. DE CODE CODE No. CODE NR.	DESCRIPTION BEZEICHNUNG	UNITÉ.UNIT.GERÄT														INTERCHANGEABILITE INTERCHANGEABILITY AUSTAUSCHBARKEIT		REMARQUES REMARKS BEMERKUNGEN				
			T450-D				T550-D				T650-D						NUMERO DE REVISION REVISION No. REVISION-Nr.	NUMERO DE SERIE SERIAL No. SERIAL-Nr.					
			FR	WG	UK	SW	SP	FI	HO	MA	FR	WG	SP	HO	FR	WG				HO	MA		
1	61061-4211-0	Levier LEVER, MAIN CLUTCH Hauptkupplungs-hebel	1	1			1		1	1	1	1	1	1					70001~ 65001 (WG)~				
1	61232-9921-0	Levier LEVER Hebel				1		1											70001~ 65001 (WG)~				
1	61237-4211-0	Levier LEVER Hebel			1														70001~ 65001 (WG)~				
2	06914-00100	Poignee GRIP, LEVER Griff	1	1		1			1	1	1	1	1	1					70001~ 65001 (WG)~				
3	04013-50100	Rondelle WASHER, PLAIN Beilagscheibe	2	2		2			2	2	2	2	2	2					70001~ 65001 (WG)~				
4	05511-50318	Goupille PIN, SPLIT Splint	2	2		2			2	2	2	2	2	2					70001~ 65001 (WG)~				
4	05511-51612	Goupille PIN, SPLIT Splint													2	2	2	2	70001~ 65001 (WG)~				
5	61461-4213-0	Cable embrayage WIRE, MAIN CLUTCH Hauptkupplung-seilzug	1	1		1			1	1	1	1	1	1					70001~ 65001 (WG)~				
5	61471-4213-0	Cable embrayage WIRE, MAIN CLUTCH Hauptkupplung-seilzug													2	2	2		70001~ 65001 (WG)~				
5	61453-4213-0	Cable embrayage WIRE, MAIN CLUTCH Hauptkupplung-seilzug			1	1		1											70001~ 65001 (WG)~				
6																							
7	62551-4213-0	Ressort SPRING, MAIN CLUTCH Feder	1	1	1	1	1	1	1	1	1	1	1	1	1	1	1	2	2	2	2	70001~ 65001 (WG)~	
8	63763-4137-0	Bande BAND, WIRE SET Kabelbinder	2	2	2	2	2	2	2	2	2	2	2	2	2	2	2	2	2	2	2	70001~ 65001 (WG)~	
9	61311-4290-0	Poignee complet ASSY LEVER, STEERING THROTTLE Hebel-baugruppe, lenkung gas	1			1	1	1	1	1	1											70001~ 65001 (WG)~	
9	61344-4290-0	Poignee complet ASSY LEVER, STEERING THROTTLE Hebel-baugruppe, lenkung gas		1																		70001~ 65001 (WG)~	
9	61471-4290-0	Poignee complet ASSY LEVER, STEERING THROTTLE Hebel-baugruppe, lenkung gas										1	1	1	1	1	1	1	1	1	1	70001~ 65001 (WG)~	⑩~⑫

K07-L

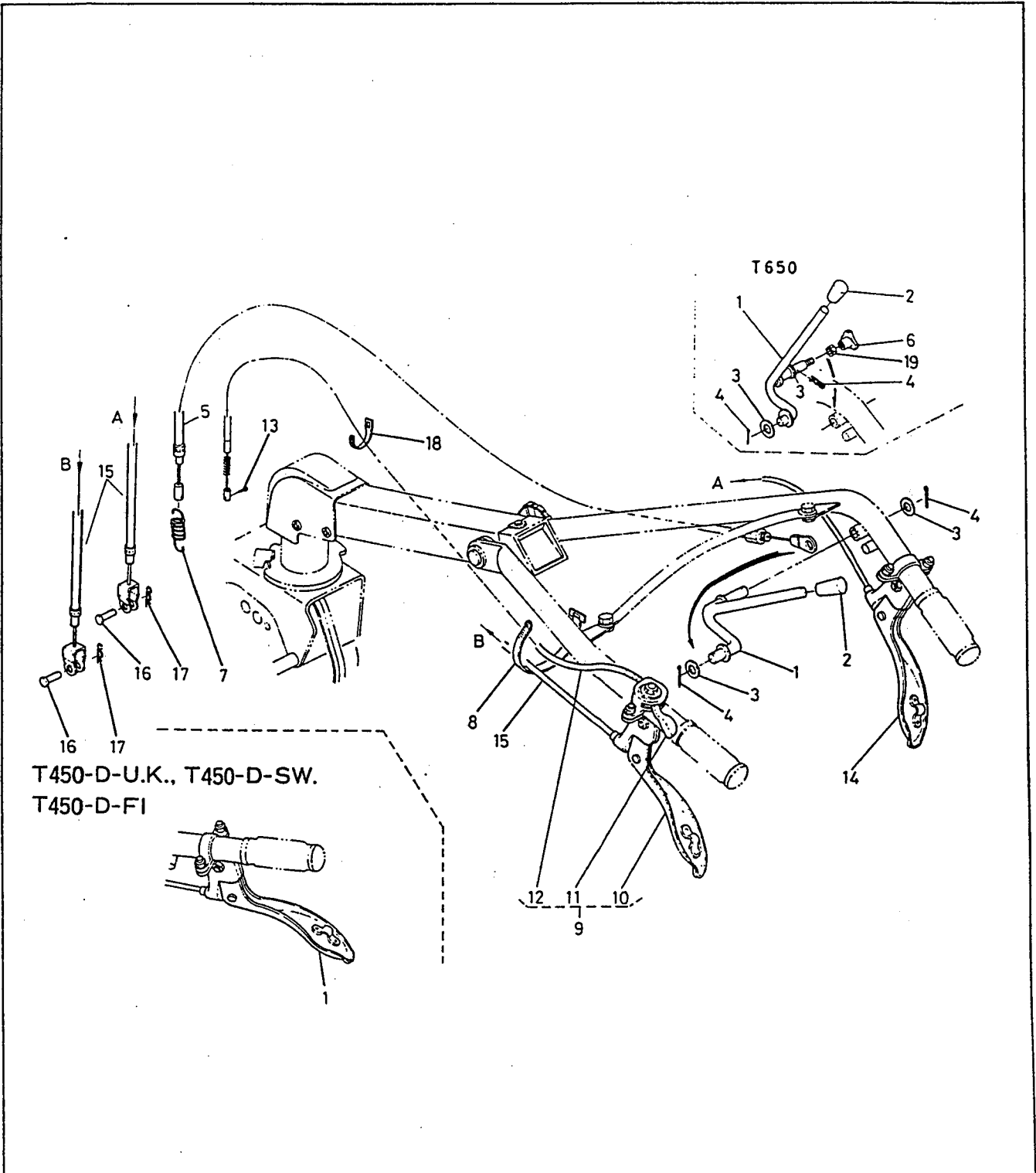
FIG.9

CHANGEMENT DE VITESSES (1)  
CHANGE LEVER (1)  
SCHALTHEBEL-BAUGRUPPE (1)

(NEUF TYPE)  
(NEW TYPE)  
(NEUER TYP)

[70001~  
65001 (WG)~]

[T450-D]  
[T550-D]  
[T650-D]



T450-D-U.K., T450-D-SW.  
T450-D-FI



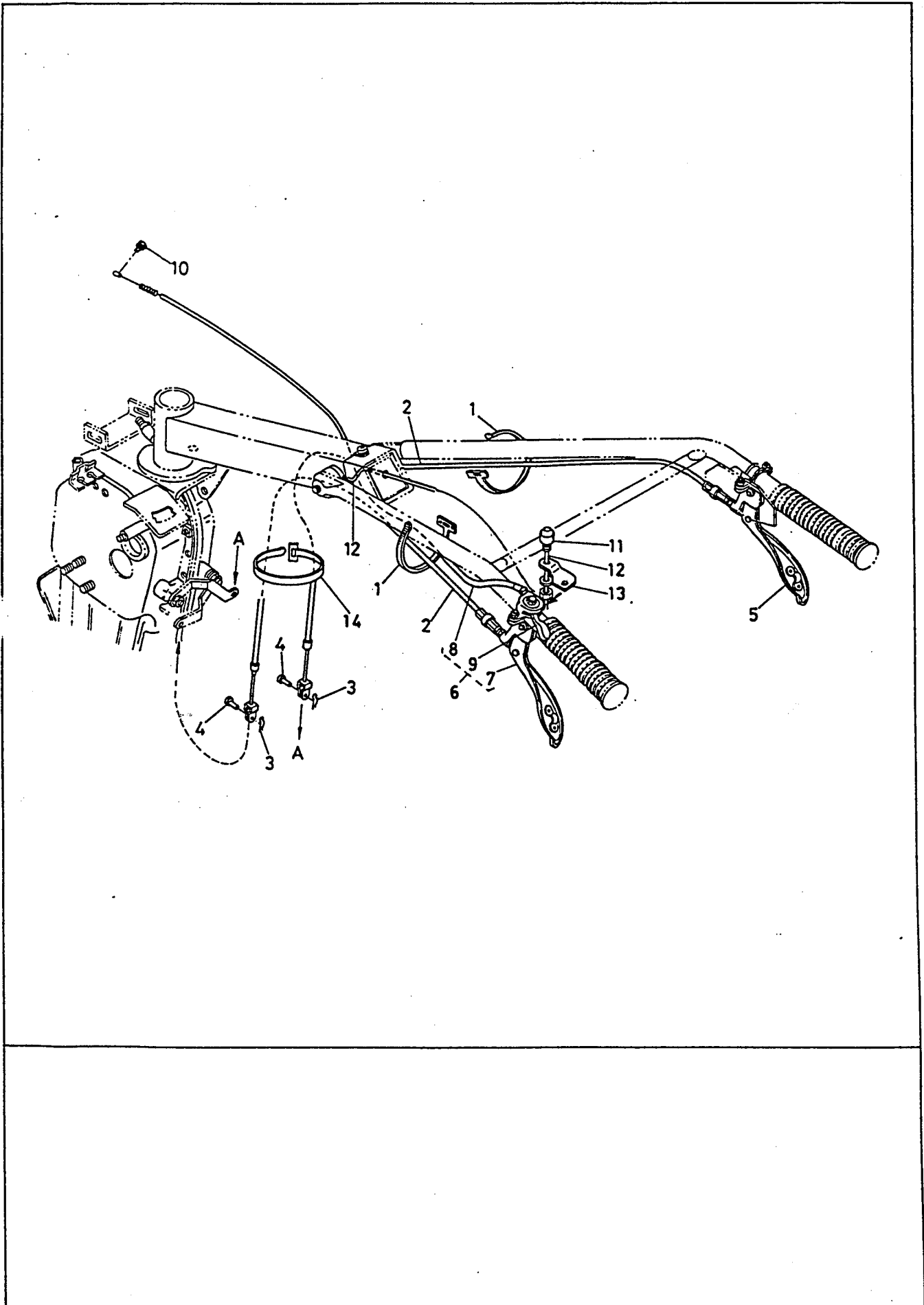
FIG.9

CHANGEMENT DE VITESSES(1)  
CHANGE LEVER(1).  
SCHALTHEBEL-BAUGRUPPE(1).

(VIEUX TYPE)  
(OLD TYPE)  
(ALTER TYP)

[~70000  
~65000(WG)]

[T750]  
[T850]



K08-R

FIG.9

CHANGEMENT DE VITESSES(1)  
CHANGE LEVER(1)  
SCHALTHEBEL-BAUGRUPPE(1)

(VIEUX TYPE)  
(OLD TYPE)  
(ALTER TYP)

{ ~70000  
~65000 (WG) }

{ T750  
T850 }

REF. No. TEIL Nr.	No. DE CODE CODE No. CODE NR.	DESCRIPTION BEZEICHNUNG	UNITÉ · UNIT · GERÄT				INTERCHANGEABILITE INTERCHANGEABILITY AUSTAUSCHBARKEIT		REMARQUES REMARKS BEMERKUNGEN
			T750		T850		NUMERO DE REVISION REVISION No. REVISION-Nr.	NUMERO DE SERIE SERIAL No. SERIAL-Nr.	
			FR	WG	FR	WG			
1	63763-4137-0	Bande BAND, WIRE SET Kabelbinder	2	2	2	2	50001 ~70000 50001 ~65000 (WG)		
2	62581-4281-0	Cable de clabot WIRE, STEERING CLUTCH Seilzug, Lenkungskupplung	2				~60003		
2	62581-4281-0	Cable de clabot WIRE, STEERING CLUTCH Seilzug, Lenkungskupplung			2		~51073		
2	62581-4281-6	Cable de clabot WIRE, STEERING CLUTCH Seilzug, Lenkungskupplung	2	2			62581-86 60004 ~70000 60001 ~65000 (WG)	C	
2	62581-4281-6	Cable de clabot WIRE, STEERING CLUTCH Seilzug, Lenkungskupplung			2	2	62581-86 60001 ~70000 60001 ~65000 (WG)	C	
3	62101-4229-0	Goupille PIN, SET Sicherungsstift	2	2	2	2	50001 ~70000 50001 ~65000 (WG)		
4	05112-50616	Goupille PIN, JOINT Verbindungsstift	2	2	2	2	50001 ~70000 50001 ~65000 (WG)		
5	61321-4294-0	Levier LEVER, STEERING CLUTCH RH Handhebel, Steurkupplung rechts	1	1	1	1	50001 ~70000 50001 ~65000 (WG)		
6	62571-4290-0	Poignée complet ASSY LEVER, STEERING THROTTLE Hedel-Baugruppe, Lenkung, Gas	1	1			50001 ~70000 50001 ~65000 (WG)	⑦~⑨	
6	62331-4290-0	Poignée complet ASSY LEVER, STEERING THROTTLE Hedel-Baugruppe, Lenkung, Gas			1	1	50001 ~70000 50001 ~65000 (WG)	⑦~⑨	
7	61321-4291-0	Levier LEVER, STEERING CLUTCH LH Handhebel, Steurkupplung links	1	1	1	1	50001 ~70000 50001 ~65000 (WG)		
8	62571-4293-0	Cable WIRE, THROTTLE Gasseilzug	1	1			50001 ~70000 50001 ~65000 (WG)		
8	62331-4293-0	Cable WIRE, THROTTLE Gasseilzug			1	1	50001 ~70000 50001 ~65000 (WG)		
9	61321-4292-0	Levier LEVER, THROTTLE Gashebel	1	1	1	1	50001 ~70000 50001 ~65000 (WG)		
10	03054-50510	Vis SCREW Schraube	1	1			50001 ~70000 50001 ~65000 (WG)		
10	01050-50612	Vis BOLT Schraube			1	1	50001 ~70000 50001 ~65000 (WG)		

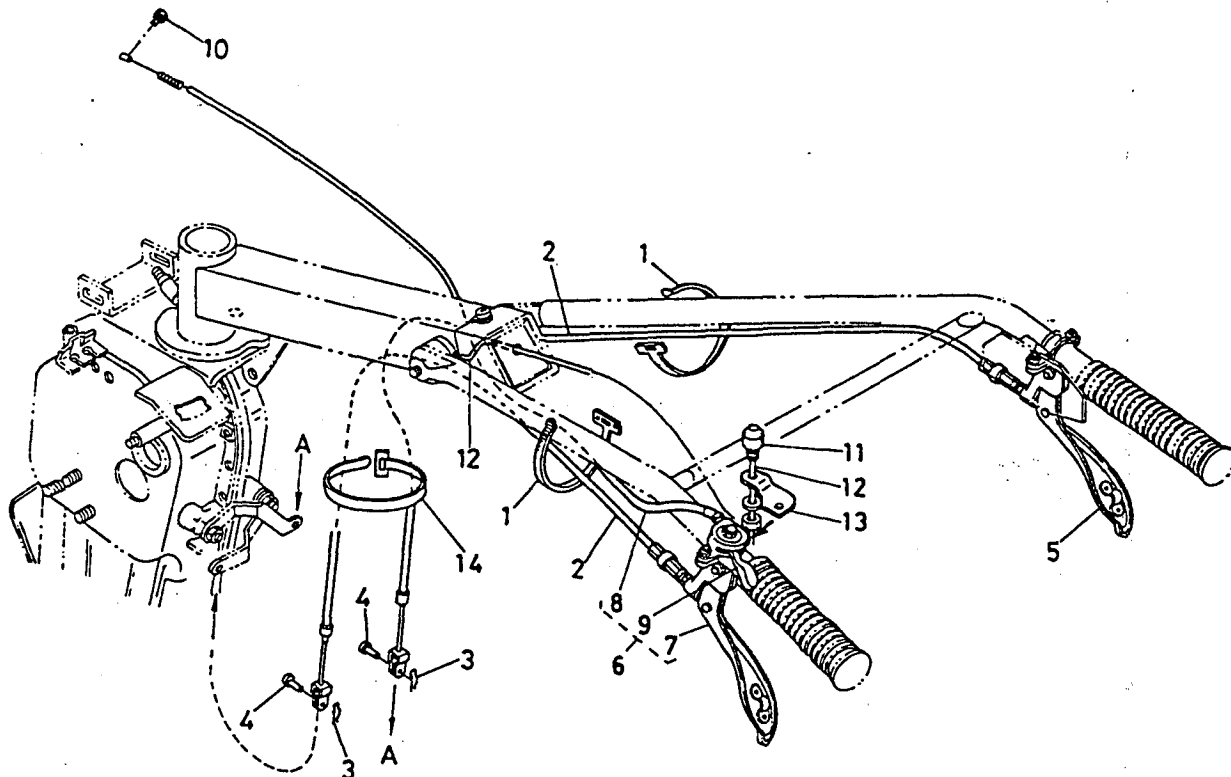
FIG.9

CHANGEMENT DE VITESSES(1)  
 CHANGE LEVER(1)  
 SCHALTHEBEL-BAUGRUPPE(1)

(VIEUX TYPE)  
 (OLD TYPE)  
 (ALTER TYP)

[~70000  
 ~65000(WG)]

[T750  
 T850]





## FIG.9

CHANGEMENT DE VITESSES(1)  
 CHANGE LEVER(1)  
 SCHALTHEBEL-BAUGRUPPE(1)

(VIEUX TYPE)  
 (OLD TYPE)  
 (ALTER TYP)

{ ~70000  
 ~65000(WG) }

[T750]  
 [T850]

REF. No. TEIL Nr.	No. DE CODE CODE No. CODE NR.	DESCRIPTION BEZEICHNUNG	UNITÉ · UNIT · GERÄT				INTERCHANGEABILITE INTERCHANGEABILITY AUSTAUSCHBARKEIT		REMARQUES REMARKS BEMERKUNGEN
			T750		T850		NUMERO DE REVISION REVISION No. REVISION-Nr.	NUMERO DE SERIE SERIAL No. SERIAL-Nr.	
			FR	WG	FR	WG			
11	61075-5511-0	Interrupteur complet ASSY SWITCH, STOP Stopschalter-Baugruppe	1	1	1	1	50001 ~70000 50001 ~65000 (WG)		
12	62571-5551-0	Cable CORD, STOP SWITCH Litze	1		1		50001 ~70000 50001 ~65000 (WG)		
12	62583-5551-0	Cable CORD, STOP SWITCH Litze		1		1	50001 ~70000 50001 ~65000 (WG)		
13	62571-5552-0	Plaque PLATE, FARTH Stütze	1		1		50001 ~70000 50001 ~65000 (WG)		
14	53581-6415-0	Bande BAND, CORD Kabelbinder	1	1	1	1	50001 ~70000 50001 ~65000 (WG)		

FR:France      WG:Allemagne  
 FR:France      WG:West Germany  
 FR:Frankreich      WG:Westdeutschland

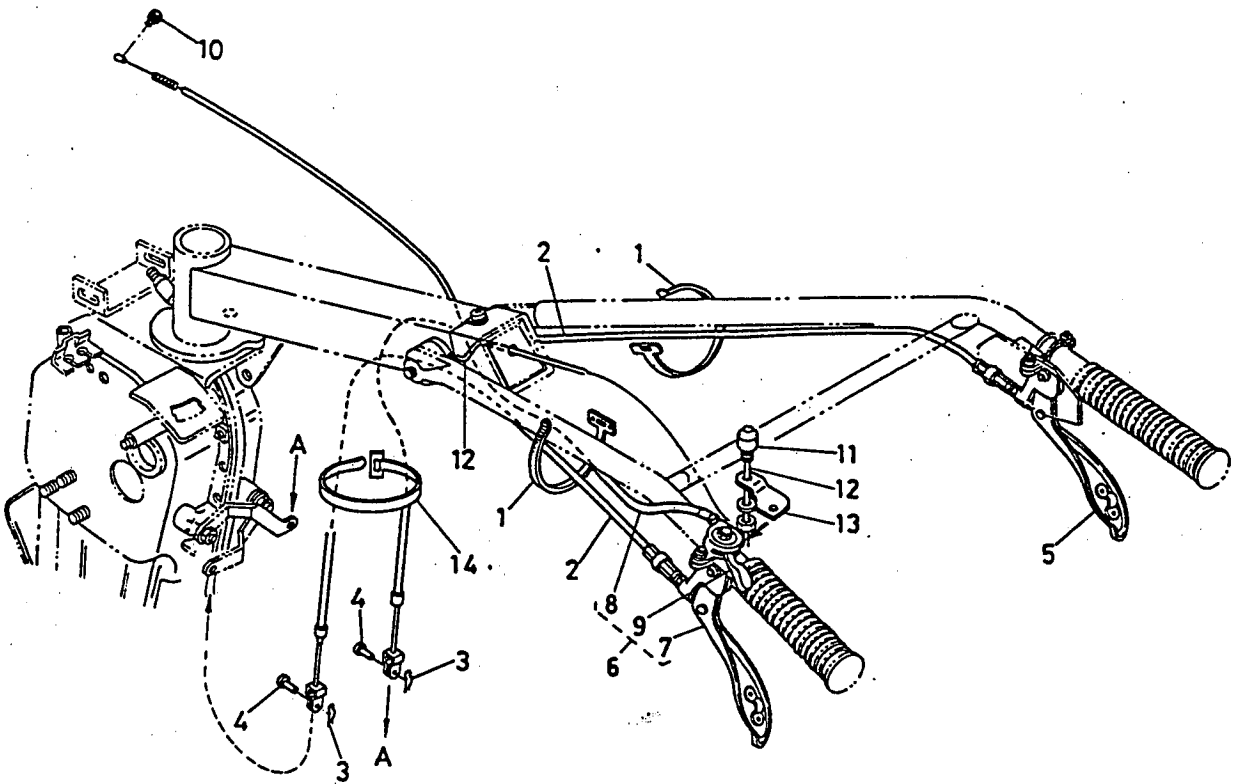
FIG.9

CHANGEMENT DE VITESSES(1)  
CHANGE LEVER(1)  
SCHALTHEBEL-BAUGRUPPE(1)

(NEUF TYPE)  
(NEW TYPE)  
(NEUER TYP)

[70001~  
65001 (WG)~]

[T750-D]  
[T850-D]



# K10-R

## FIG.9

CHANGEMENT DE VITESSES (1)  
CHANGE LEVER (1)  
SCHALTHEBEL-BAUGRUPPE (1)

(NEUF TYPE)  
(NEW TYPE)  
(NEUER TYP)

{ 70001~  
65001 (WG)~ }

{ T750-D  
T850-D }

REF. No. TEIL Nr.	No. DE CODE CODE No. CODE NR.	DESCRIPTION BEZEICHNUNG	UNITÉ. UNIT. GERÄT					INTERCHANGEABILITE INTERCHANGEABILITY AUSTAUSCHBARKEIT		REMARQUES REMARKS BEMERKUNGEN
			T750-D			T850-D		NUMERO DE REVISION REVISION No. REVISION-Nr.	NUMERO DE SERIE SERIAL No. SERIAL-Nr.	
			FR	WG	HO	FR	WG			
1	63763-4137-0	Bande BAND, WIRE CLIP Kabelbinder	2	2	2	2	2	70001~ 65001 (WG)~		
2	62681-4281-0	Cable de clabot WIRE, STEERING CLUTCH Seilzug, lenkungskupplung	2	2	2	2	2	70001~ 65001 (WG)~		
3	62101-4229-0	Goupille PIN, SET Sicherungsstift	2	2	2	2	2	70001~ 65001 (WG)~		
4	05112-50614	Goupille PIN, JOINT Verbindungsstift	2	2	2	2	2	70001~ 65001 (WG)~		
5	62671-4294-0	Levier LEVER, STEERING CLUTCH RH Handhebel, steverkupplung, rechts	1	1	1	1	1	70001~ 65001 (WG)~		
6	62671-4290-0	Levier complet ASSY LEVER THROTTLE Gashebel	1	1	1	1	1	70001~ 65001 (WG)~	⑦~⑨	
7	62671-4291-0	Levier LEVER, STEERING CLUTCH LH Handhebel, steverkupplung links	1	1	1	1	1	70001~ 65001 (WG)~		
8	62671-4293-0	Cable WIRE, THROTTLE Gassellzug	1	1	1	1	1	70001~ 65001 (WG)~		
9	61321-4292-0	Levier LEVER, THROTTLE Gashebel	1	1	1	1	1	70001~ 65001 (WG)~		
10	01050-50612	Vis BOLT Schraube					1	1	70001~ 65001 (WG)~	
10	03054-50510	Vis BOLT Schraube	1	1	1				70001~ 65001 (WG)~	
11	61075-5511-0	Interrupteur complet ASSY SWITCH, STOP Stopschalter-Baugruppe	1	1	1	1	1		70001~ 65001 (WG)~	
12	62671-5551-0	Corde CORD, STOP SWITCH Litze	1	1	1	1			70001~ 65001 (WG)~	
12	62583-5551-0	Corde CORD, STOP SWITCH Litze					1		70001~ 65001 (WG)~	
13	62571-5552-0	Plaque PLATE Erdungsplatte	1		1	1			70001~ 65001 (WG)~	
14	53581-6415-0	Bande BAND, CORD Kabelbinder	1	1	1	1	1		70001~ 65001 (WG)~	

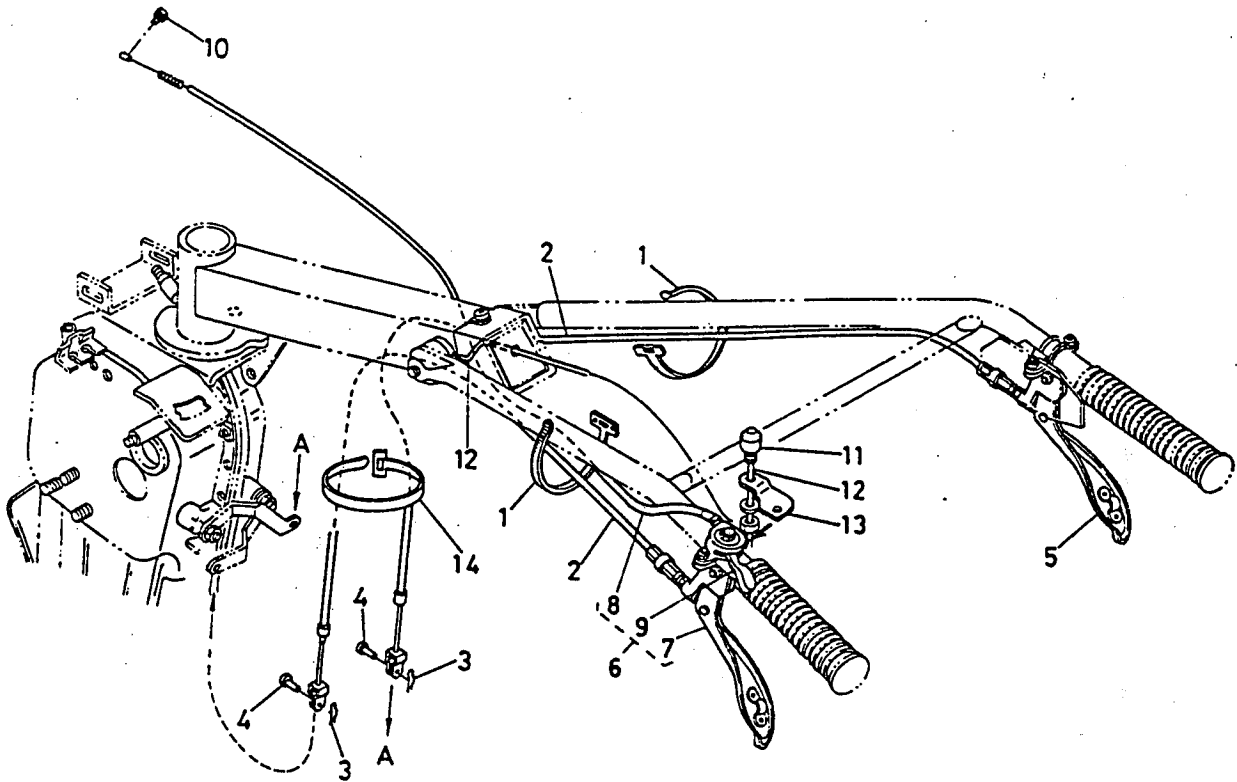
FIG.9

CHANGEMENT DE VITESSES(1)  
CHANGE LEVER(1)  
SCHALTHEBEL-BAUGRUPPE(1)

(NEUF TYPE)  
(NEW TYPE)  
(NEUER TYP)

[70001~  
65001 (WG)~]

[T750-D]  
[T850-D]





K12-L

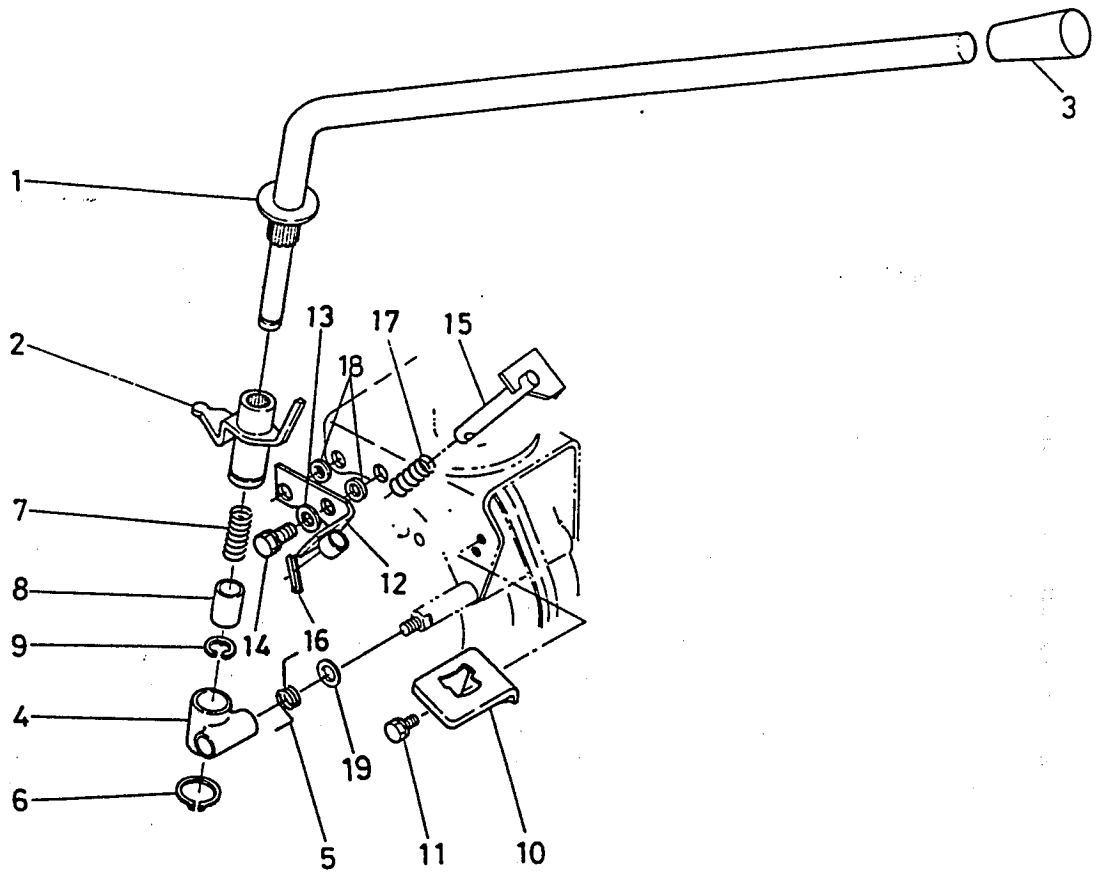
FIG.10

CHANGEMENT DE VITESSES (2)  
CHANGE LEVER (2)  
SCHALTHEBEL-BAUGRUPPE (2)

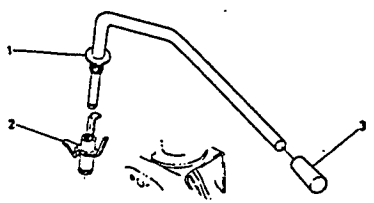
(VIEUX TYPE)  
(OLD TYPE)  
(ALTER TYP)

{ ~70000  
~65000 (WG) }

[T450]  
[T550]  
[T650]



REF. No., TEIL No.  
① 61061-4231-0  
② 61321-4232-0



## FIG.10 CHANGEMENT DE VITESSES (2) CHANGE LEVER (2) SCHALTHEBEL-BAUGRUPPE (2)

(VIEUX TYPE) (OLD TYPE) (ALTER TYP) [ ~70000  
~65000 (WG) ] [T450]  
[T550]  
[T650]

REF. No. TEIL Nr.	No. DE CODE CODE No. CODE NR.	DESCRIPTION BEZEICHNUNG	UNITÉ · UNIT · GERÄT										INTERCHANGEABILITY AUSTAUSCHBARKEIT		REMARKS REMARKS BEMERKUNGEN	
			T450					T550			T650		NUMERO DE REVISION REVISION-Nr.	NUMERO DE SERIE SERIAL No. SERIAL-Nr.		
			FR	WG	UK	SW	SP	FR	WG	SP	FR	WG				
1	61061-4231-0	Levier LEVER, CHANGE Schalthebel 1	1	1	1	1									~51622 ~50050 (WG)	
1	61061-4231-0	Levier LEVER, CHANGE Schalthebel 1							1	1					~52542 ~50110 (WG)	
1	61061-4231-0	Levier LEVER, CHANGE Schalthebel 1										1	1		~52542 ~50050 (WG)	
1	61361-4231-0	Levier LEVER, CHANGE Schalthebel 1	1	1	1	1	1							61361-130 60001 ~70000 60001 ~65000 (WG)	C	
1	61361-4231-0	Levier LEVER, CHANGE Schalthebel 1							1	1	1			61361-130 60001 ~70000 60001 ~65000 (WG)	C	
1	61361-4231-0	Levier LEVER, CHANGE Schalthebel 1										1	1	61361-130 60001 ~70000 60001 ~65000 (WG)	C	
2	61361-4232-0	Levier ARM, CHANGE Schalthebel 2	1			1	1							~50272		
2	61361-4232-0	Levier ARM, CHANGE Schalthebel 2							1					~50817		
2	61361-4232-0	Levier ARM, CHANGE Schalthebel 2										1		~50542		
2	61321-4232-5	Levier ARM, CHANGE Schalthebel 2	1			1	1							61321-112 50001 ~50882	C	
2	61321-4232-5	Levier ARM, CHANGE Schalthebel 2							1					61321-112 50001 ~51442	C	
2	61321-4232-5	Levier ARM, CHANGE Schalthebel 2										1		61321-112 50001 ~51542	C	
2	61323-4232-0	Levier ARM, CHANGE Schalthebel 2	1	1	1	1	1							61351-49 50883 ~51622 50001 ~50050 (WG)	C	
2	61323-4232-0	Levier ARM, CHANGE Schalthebel 2							1	1				61351-49 51443 ~52542 50001 ~50610 (WG)	C	
2	61323-4232-0	Levier ARM, CHANGE Schalthebel 2										1	1	61351-49 51543 ~52542 50001 ~50050 (WG)	C	
2	61361-4232-0	Levier ARM, CHANGE Schalthebel 2	1	1	1	1	1							61361-110 60001 ~70000 60001 ~65000 (WG)	C	

FR:France WG:Allemagne UK:Angleterre SW:Suisse SP:Espagne  
FR:France WG:West Germany UK:United Kingdom SW:Switzerland SP:Spain  
FR:Frankreich WG:Westdeutschland UK:Großbritannien SW:Schweiz SP:Spanien

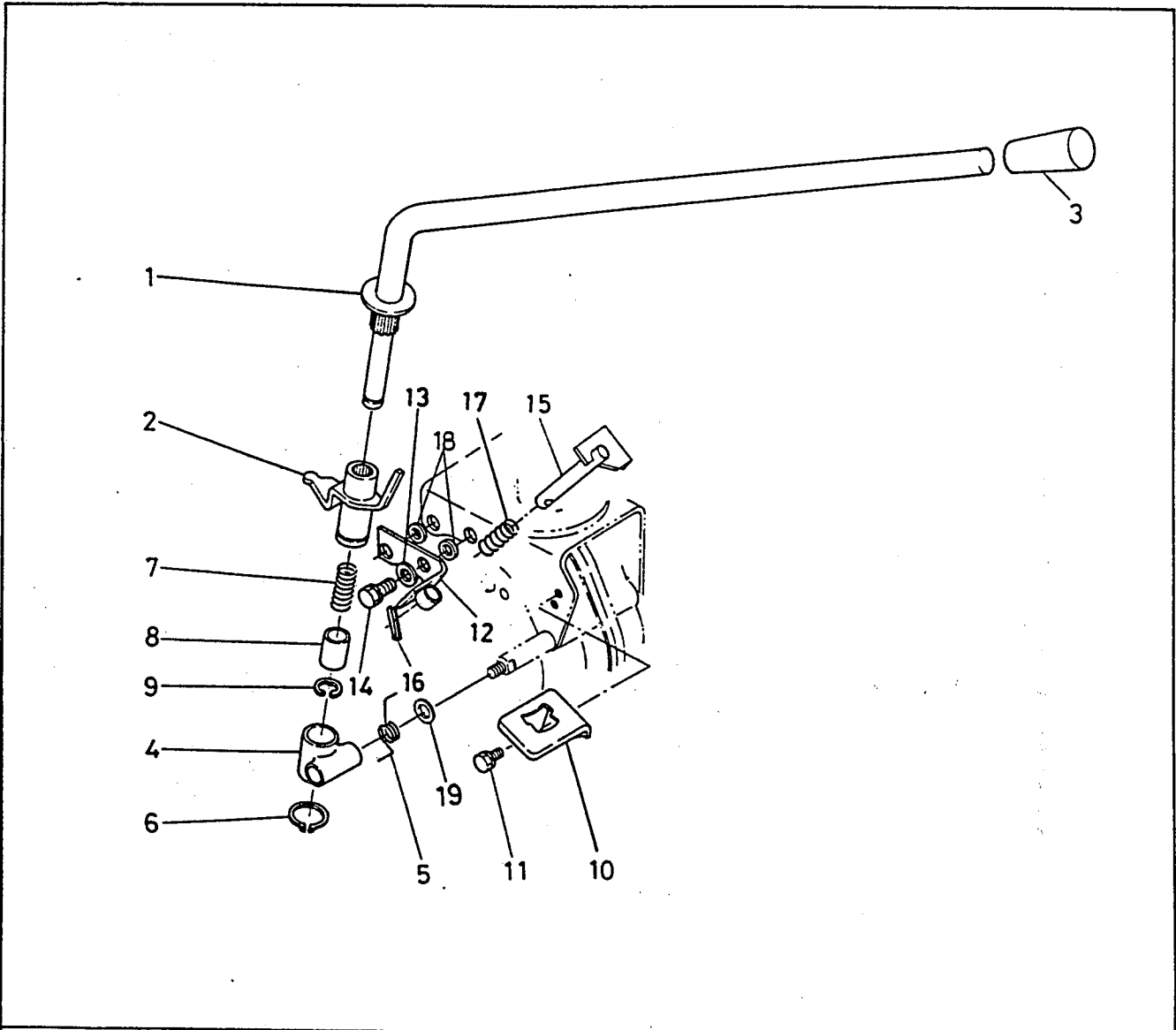
FIG.10

CHANGEMENT DE VITESSES (2)  
CHANGE LEVER (2)  
SCHALTHEBEL-BAUGRUPPE (2)

(VIEUX TYPE)  
(OLD TYPE)  
(ALTER TYP)

[~70000  
~65000 (WG)]

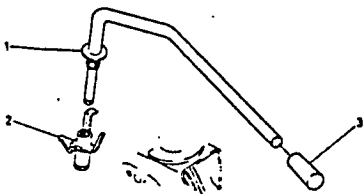
[T450]  
[T550]  
[T650]



REF. No., TEIL No.

① 61061-4231-0

② 61321-4232-0





## FIG.10

CHANGEMENT DE VITESSES (2)  
CHANGE LEVER (2)  
SCHALTHEBEL-BAUGRUPPE (2)

(VIEUX TYPE)  
(OLD TYPE)  
(ALTER TYP)

{ ~70000  
~65000 (WG) }

(T450)  
(T550)  
(T650)

REF. No. TEIL Nr.	No. DE CODE CODE No. CODE NR.	DESCRIPTION BEZEICHNUNG	UNITÉ · UNIT · GERÄT									INTERCHANGEABILITY AUSTAUSCHBARKEIT		REMARKS REMARKS BEMERKUNGEN	
			T450			T550			T650			NUMERO DE REVISION REVISION No. REVISION-Nr.	NUMERO DE SERIE SERIAL No. SERIAL-Nr.		
			FR	WG	UK	SW	SP	FR	WG	SP	FR				WG
2	61361-4232-0	Levier											61361-110	60001	C
		ARM, CHANGE						1	1	1				~70000	
		Schalthebel 2												60001 ~65000 (WG)	
2	61361-4232-0	Levier											61361-110	60001	C
		ARM, CHANGE								1	1			~70000	
		Schalthebel 2												60001 ~65000 (WG)	
3	06914-00120	Poignée												50001	
		GLIP, LEVER	1	1	1	1	1	1	1	1	1	1		~70000	
		Griff													
4	62571-4232-0	Appui coude												~50882	C
		FULCRUM, LEVER	1		1	1									
		Drehlager													
4	62571-4232-0	Appui coude												~51602	C
		FULCRUM, LEVER						1							
		Drehlager													
4	62571-4232-0	Appui coude												~51542	C
		FULCRUM, LEVER								1					
		Drehlager													
4	61321-4237-0	Appui coude											61321-175	50083	C
		FULCRUM, LEVER	1	1	1	1								~51622	
		Drehlager													
4	61321-4237-0	Appui coude											61321-175	51603	C
		FULCRUM, LEVER						1	1					~52542	
		Drehlager													
4	61321-4237-0	Appui coude											61321-175	51543	C
		FULCRUM, LEVER								1	1			~52542	
		Drehlager													
4	61361-4237-0	Appui coude											61361-124	60001	C
		FULCRUM, LEVER	1	1	1	1	1							~70000	
		Drehlager													
4	61361-4237-0	Appui coude											61361-124	60001	C
		FULCRUM, LEVER						1	1	1				~70000	
		Drehlager													
4	61361-4237-0	Appui coude											61361-124	60001	C
		FULCRUM, LEVER								1	1			~70000	
		Drehlager													
5	62571-4233-0	Ressrot												50001	
		SPRING, CHECK	1	1	1	1	1	1	1	1	1	1		~70000	
		Feder													
6	04612-00210	Circlip												50001	
		CIR-CLIP	1	1	1	1	1	1	1	1	1	1		~70000	
		Klemmring													
7	62131-1853-0	Ressrot												50001	
		SPRING	1	1	1	1	1	1	1	1	1	1		~70000	
		Feder													
8	61041-4245-0	Entretoise												50001	
		COLLAR	1	1	1	1	1	1	1	1	1	1		~70000	
		Buchse													

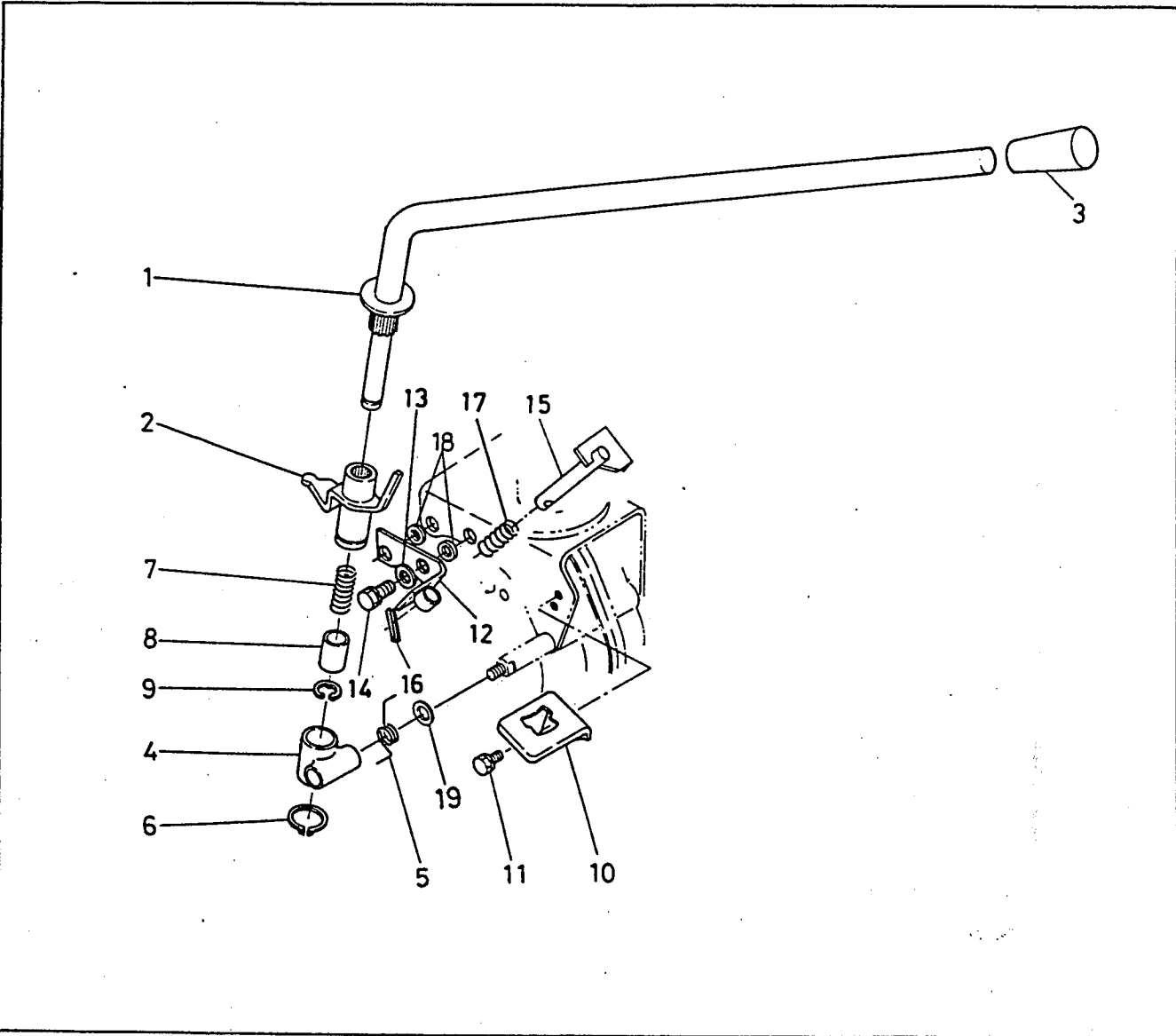
FIG.10

CHANGEMENT DE VITESSES (2)  
CHANGE LEVER (2)  
SCHALTHEBEL-BAUGRUPPE (2)

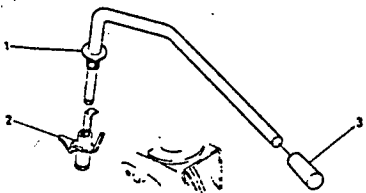
(VIEUX TYPE)  
(OLD TYPE)  
(ALTER TYP)

[~70000  
~65000 (WG)]

[T450]  
[T550]  
[T650]



REF. No., TEIL No.  
① 61061-4231-0  
② 61321-4232-0



# K14-R

## FIG.10

CHANGEMENT DE VITESSES (2)  
 CHANGE LEVER (2)  
 SCHALTHEBEL-BAUGRUPPE (2)

(VIEUX TYPE)  
 (OLD TYPE)  
 (ALTER TYP)

{ ~70000  
 ~65000 (WG) }

[T450]  
 [T550]  
 [T650]

REF. No. TEIL Nr.	No. DE CODE CODE No. CODE NR.	DESCRIPTION BEZEICHNUNG	UNITÉ · UNIT · GERÄT										INTERCHANGEABILITY AUSTAUSCHBARKEIT		REMARQUES REMARKS BEMERKUNGEN	
			T450					T550			T650		NUMERO DE REVISION REVISION No. REVISION-Nr.	NUMERO DE SERIE SERIAL No. SERIAL-Nr.		
			FR	WG	UK	SW	SP	FR	WG	SP	FR	WG				
9	04613-00070	Circlip CIR-CLIP Klemmring	1	1	1	1	1	1	1	1	1	1			50001 ~70000 50001 ~65000 (WG)	
10	61321-4233-0	Guide GUIDE, CHANGE LEVER Führungsplatte	1	1	1	1	1	1	1	1	1	1			50001 ~70000 50001 ~65000 (WG)	
11	01202-50618	Vis BOLT Schraube	2	2	2	2	2	2	2	2	2	2			50001 ~70000 50001 ~65000 (WG)	
12	61323-4234-0	Barre STAY Ankel	1	1	1	1							61351-47	50883 ~51622 50001 ~50050 (WG)	A	
12	61323-4234-0	Barre STAY Ankel						1	1				61351-47	51453 ~52542 50001 ~50110 (WG)	A	
12	61323-4234-0	Barre STAY Ankel									1	1	61351-47	51453 ~52542 50001 ~50050 (WG)	A	
12	61361-4234-0	Barre STAY Ankel	1	1	1	1	1						61361-111	60001 ~70000 60001 ~65000 (WG)	C	
12	61361-4234-0	Barre STAY Ankel						1	1	1			61361-111	60001 ~70000 60001 ~65000 (WG)	C	
12	61361-4234-0	Barre STAY Ankel									1	1	61361-111	60001 ~70000 60001 ~65000 (WG)	C	
13	04013-50100	Rondelle WASHER, PLAIN Blankschelbe	1	1	1	1	1						61351-47	50883~ 50001~ (WG)	A	
13	04013-50100	Rondelle WASHER, PLAIN Blankschelbe						1	1	1			61351-47	51453~ 50001~ (WG)	A	
13	04013-50100	Rondelle WASHER, PLAIN Blankschelbe									1	1	61351-47	51453~ 50001~ (WG)	A	
14	01133-51025	Vis BOLT Bolzen	1	1	1	1	1						61351-47	50883~ 50001~ (WG)	A	
14	01133-51025	Vis BOLT Bolzen						1	1	1			61351-47	51453~ 50001~ (WG)	A	
14	01133-51025	Vis BOLT Bolzen									1	1	61351-47	51453~ 50001~ (WG)	A	
15	61323-4235-0	Tige ROD Stange	1	1	1	1	1						61351-46	50883 ~51622 50001 ~50050 (WG)	A	

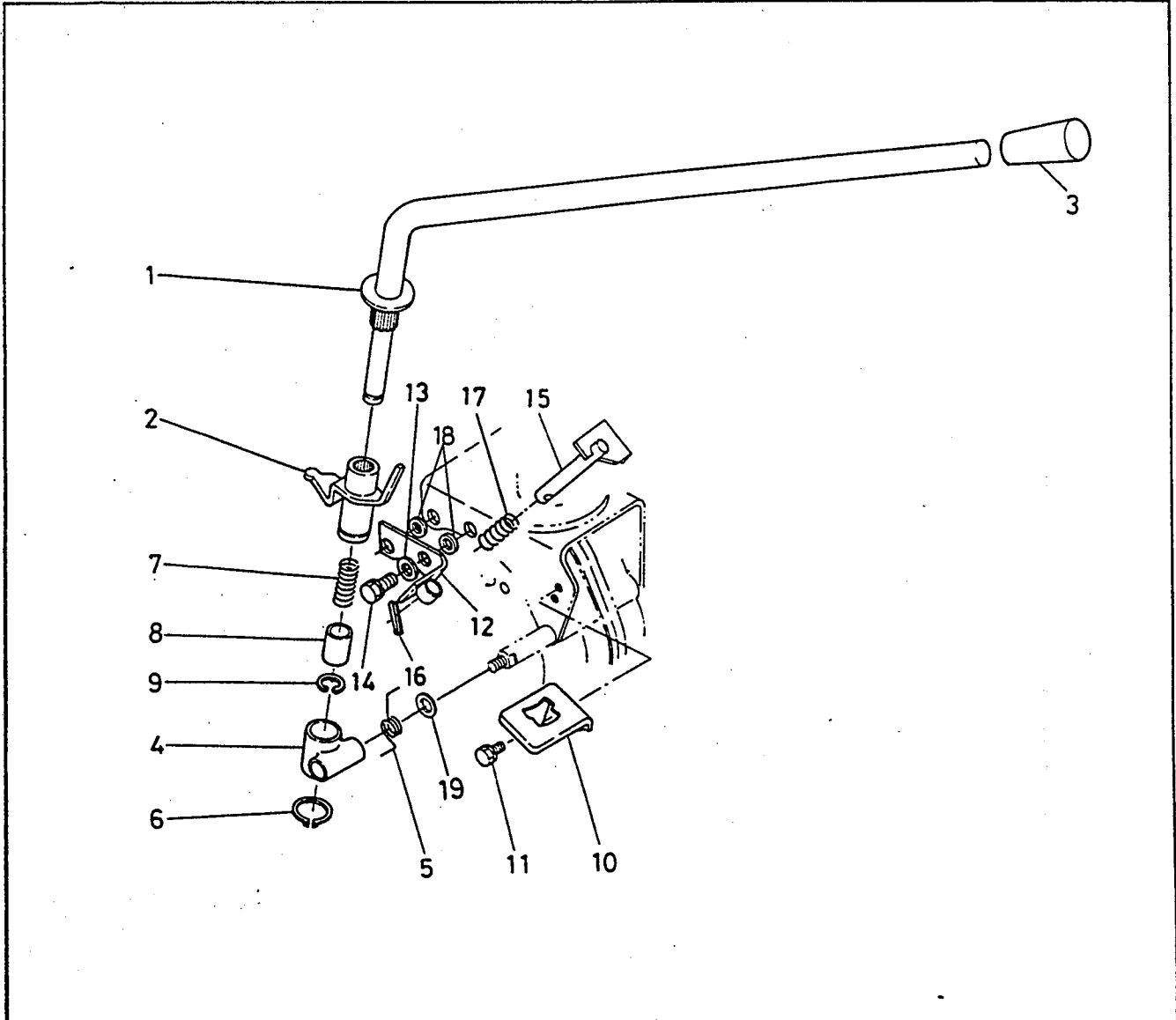
FIG.10

CHANGEMENT DE VITESSES(2)  
CHANGE LEVER(2)  
SCHALTHEBEL-BAUGRUPPE(2)

(VIEUX TYPE)  
(OLD TYPE)  
(ALTER TYP)

[~70000  
~65000(WG)]

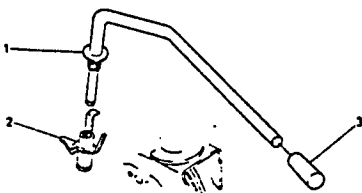
[T450]  
[T550]  
[T650]



REF. No., TEIL No.

① 61061-4231-0

② 61321-4232-0



K15-R

FIG.10

CHANGEMENT DE VITESSES (2)  
CHANGE LEVER (2)  
SCHALTHEBEL-BAUGRUPPE (2)

(VIEUX TYPE)  
(OLD TYPE)  
(ALTER TYP)

{ ~70000  
~65000 (WG) }

(T450)  
(T550)  
(T650)

REF. No. TEIL Nr.	No. DE CODE CODE No. CODE NR.	DESCRIPTION BEZEICHNUNG	UNITÉ · UNIT · GERÄT										INTERCHANGEABILITY INTERCHANGEABILITY AUSTAUSCHBARKEIT		REMARQUES REMARKS BEMERKUNGEN		
			T450					T550			T650		NUMERO DE REVISION REVISION-Nr.	NUMERO DE SERIE SERIAL-Nr.			
			FR	WG	UK	SW	SP	FR	WG	SP	FR	WG					
15	61323-4235-0	Tige ROD Stange						1	1	1					61351-46	51453 ~52542 50001 ~50110 (WG)	A
15	61323-4235-0	Tige ROD Stange											1	1	61351-46	51543 ~52542 50001 ~50050 (WG)	A
15	61361-4235-4	Tige ROD Stange	1	1	1	1									61361-112	60001 ~70000 60001 ~65000 (WG)	C
15	61361-4235-4	Tige ROD Stange						1	1						61361-112	60001 ~70000 60001 ~65000 (WG)	C
15	61361-4235-4	Tige ROD Stange										1	1		61361-112	60001 ~70000 60001 ~65000 (WG)	C
16	05411-00320	Goupille PIN, SPRING Federstift	1	1	1	1	1								61351-46	50883 ~70000 50001 ~65000 (WG)	A
16	05411-00320	Goupille PIN, SPRING Federstift						1	1	1					61351-46	51453 ~70000 50001 ~65000 (WG)	A
16	05411-00320	Goupille PIN, SPRING Federstift										1	1		61351-46	51453 ~70000 50001 ~65000 (WG)	A
17	61323-4236-0	Ressort SPRING Feder	1	1	1	1	1								61351-48	50883 ~70000 50001 ~65000 (WG)	A
17	61323-4236-0	Ressort SPRING Feder						1	1	1					61351-48	51453 ~70000 50001 ~65000 (WG)	A
17	61323-4236-0	Ressort SPRING Feder										1	1		61351-48	51543 ~70000 50001 ~65000 (WG)	A
18	04013-50100	Rondelle WASHER, PLAIN Blanke schelbe	2	2	2	2	2								61351-46	50883 ~70000 50001 ~65000 (WG)	A
18	04013-50100	Rondelle WASHER, PLAIN Blanke schelbe						2	2	2					61351-46	51453 ~70000 50001 ~65000 (WG)	A
18	04013-50100	Rondelle WASHER, PLAIN Blanke schelbe										2	2		61351-46	51543 ~70000 50001 ~65000 (WG)	A
19	61361-4238-0	Cale SHIM Beilegescheibe	1	1	1	1	1								61361-131	60001 ~70000 60001 ~65000 (WG)	A
19	61361-4238-0	Cale SHIM Beilegescheibe						1	1	1					61361-131	60001 ~70000 60001 ~65000 (WG)	A



## FIG.10

CHANGEMENT DE VITESSES (2)  
 CHANGE LEVER (2)  
 SCHALTHEBEL-BAUGRUPPE (2)

(VIEUX TYPE)  
 (OLD TYPE)  
 (ALTER TYP)

{ ~70000  
 ~65000 (WG) }

{ T450  
 T550  
 T650 }

REF. No. TEIL Nr.	No. DE CODE CODE No. CODE NR.	DESCRIPTION BEZEICHNUNG	UNITÉ · UNIT · GERÄT									INTERCHANGEABILITE INTERCHANGEABILITY AUSTAUSCHBARKEIT		REMARQUES REMARKS BEMERKUNGEN			
			T450					T550			T650		NUMERO DE REVISION REVISION No. REVISION-Nr.		NUMERO DE SERIE SERIE No. SERIAL-Nr.		
			FR	WG	UK	SW	SP	FR	WG	SP	FR	WG					
19	61361-4238-0	Cale ----- SHIM ----- Beilegescheibe														60001 ~70000 60001 ~65000 (WG)	A

FR:France    WG:Allemagne    UK:Augleterre    SW:Suisse    SP:Espagne  
 FR:France    WG:West Germany    UK:United Kingdom    SW:Switzerland    SP:Spain  
 FR:Frankreich    WG:Westdeutschland    UK:Großbritannien    SW:Schweiz    SP:Soanien

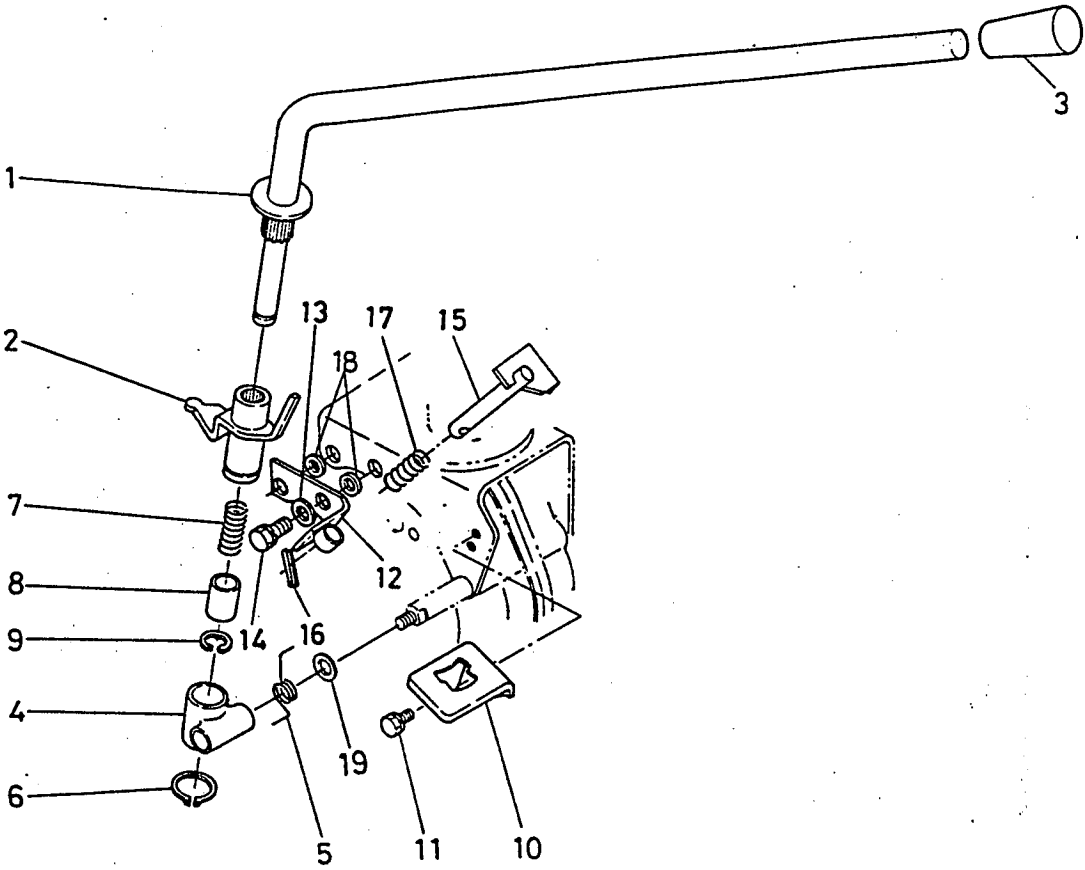
FIG.10

CHANGEMENT DE VITESSES (2)  
CHANGE LEVER (2)  
SCHALTHEBEL-BAUGRUPPE (2).

(NEUF TYPE)  
(NEW TYPE)  
(NEUER TYP)

[70001~  
65001 (WG)~]

[T450-D]  
[T550-D]  
[T650-D]





**FIG.10** CHANGEMENT DE VITESSES (2)  
CHANGE LEVER (2)  
SCHALTHEBEL-BAUGRUPPE (2)

(NEUF TYPE)  
(NEW TYPE)  
(NEUER TYP)

[70001~  
65001 (WG)~]

[T450-D]  
[T550-D]  
[T650-D]

REF. No. TEIL Nr.	No. DE CODE CODE No. CODE NR.	DESCRIPTION BEZEICHNUNG	UNITÉ.UNIT.GERÄT														INTERCHANGEABILITY AUSTAUSCHBARKEIT		REMARKS REMARKS BEMERKUNGEN
			T450-D						T550-D				T650-D				NUMERO DE REVISION REVISION-Nr.	NUMERO DE SERIE SERIAL-Nr.	
			FR	WG	UK	SW	SP	FI	HO	MA	FR	WG	SP	HO	FR	WG			
1	61361-4231-0	Levier LEVER, CHANGE Schalthebel	1	1	1	1	1	1	1	1	1	1	1	1	1			70001~ 65001 (WG)~	
2	61361-4232-0	Levier ARM, CHANGE Schalthebel	1	1	1	1	1	1	1	1	1	1	1	1	1			70001~ 65001 (WG)~	
3	06914-00120	Poignée GRIP, LEVER Feststellgriff	1	1	1	1	1	1	1	1	1	1	1	1	1			70001~ 65001 (WG)~	
4	61441-4237-0	Appui coude FULCRUM, LEVER Drehlager	1	1	1	1	1	1	1	1	1	1	1	1	1			70001~ 65001 (WG)~	
5	61471-4231-0	Ressort SPRING Federring	1	1	1	1	1	1	1	1	1	1	1	1	1			70001~ 65001 (WG)~	
6	04612-50210	Circlip CIR-CLIP Klemmring	2	2	2	2	2	2	2	1	1	1	1	1	1			70001~ 65001 (WG)~	
7	62131-1853-0	Ressort SPRING Feder	1	1	1	1	1	1	1	1	1	1	1	1	1			70001~ 65001 (WG)~	
8	61041-4245-0	Entretoise COLLAR Buchse	1	1	1	1	1	1	1	1	1	1	1	1	1			70001~ 65001 (WG)~	
9	04613-50070	Circlip CIR CLIP Klemmring	1	1	1	1	1	1	1	1	1	1	1	1	1			70001~ 65001 (WG)~	
10	61321-4233-0	Guide GUIDE, S-C-LEVER Führungsplatte s-c hebe	1	1	1	1	1	1	1	1	1	1	1	1	1			70001~ 65001 (WG)~	
11	01202-50618	Boulon BOLT Schraube	2	2	2	2	2	2	2	2	2	2	2	2	2			70001~ 65001 (WG)~	
12	61361-4234-0	Barre STAY Querstrebe	1		1	1	1		1	1	1		1	1				70001~ 65001 (WG)~	
12	61364-4234-0	Barre STAY Querstrebe		1				1			1			1				70001~ 65001 (WG)~	
13	04013-50100	Rondelle WASHER, PLAIN Beilagscheibe	1	1	1	1	1	1	1	1	1	1	1	1	1			70001~ 65001 (WG)~	

FR:France WG:Allemagne UK:Augletterre SW:Suisse SP:Espagne FI:Finlande HO:Hong Kong MA:Malaisie  
FR:France WG:West Germany UK:United Kingdom SW:Switzerland SP:Spain FI:Finland HO:Hong Kong MA:Malaysia  
FR:Frankreich WG:Westdeutschland UK:Großbritannien SW:Schweiz SP:Soanien FI:Finnland HO:Hong Kong MA:Malaysia

FIG.10

CHANGEMENT DE VITESSES (2)  
CHANGE LEVER (2)  
SCHALTHEBEL-BAUGRUPPE (2)

(NEUF TYPE)  
(NEW TYPE)  
(NEUER TYP)

[70001~  
65001 (WG)~]

[T450-D]  
[T550-D]  
[T650-D]

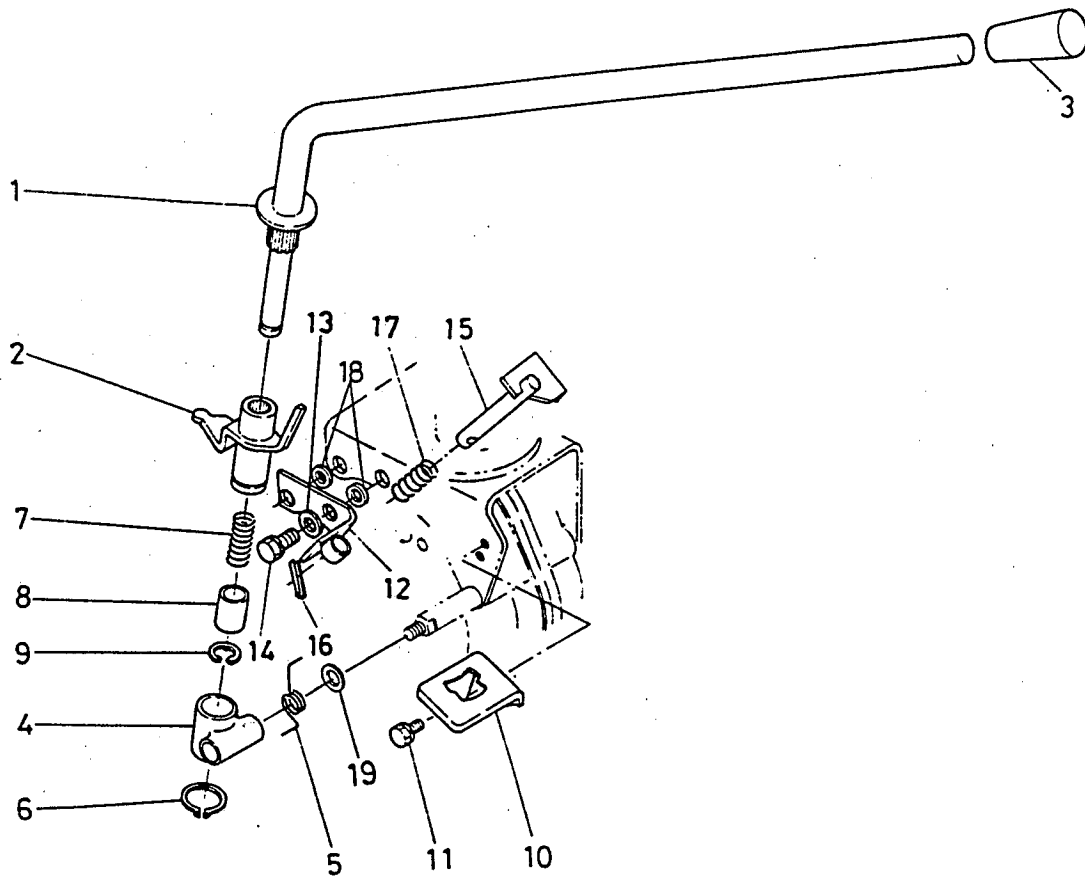


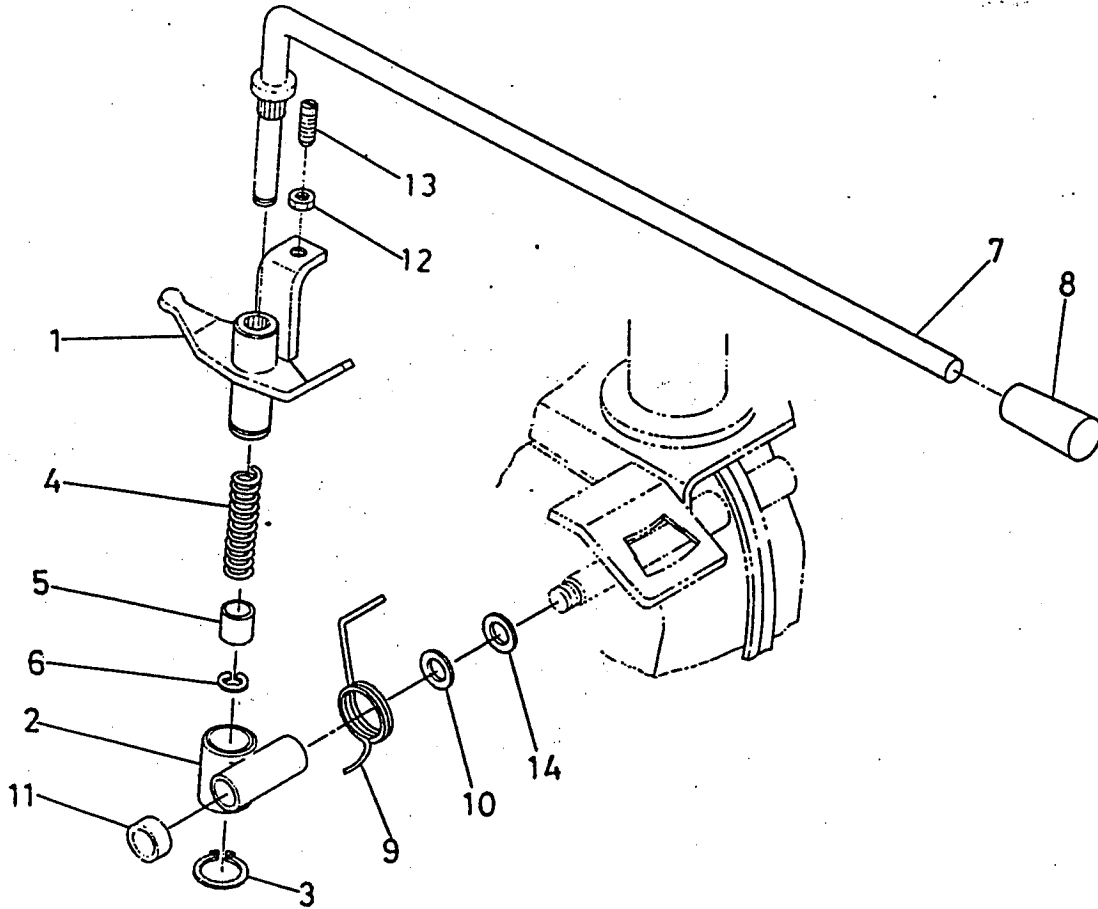


FIG.10 CHANGEMENT DE VITESSES(2)  
CHANGE LEVER(2)  
SCHALTHEBEL-BAUGRUPPE(2)

(VIEUX TYPE)  
(OLD TYPE)  
(ALTER TYP)

[~70000  
~65000 (WG)]

[T750]  
[T850]



# FIG.10

CHANGEMENT DE VITESSES(2)  
CHANGE LEVER(2)  
SCHALTHEBEL-BAUGRUPPE(2)

(VIEUX TYPE)  
(OLD TYPE)  
(ALTER TYP)

{~70000  
~65000(WG)}

{T750  
T850}

REF. No. TEIL Nr.	No. DE CODE CODE No. CODE NR.	DESCRIPTION BEZEICHNUNG	UNITÉ · UNIT · GERÄT				INTERCHANGEABILITY AUSTAUSCHBARKEIT		REMARKS REMARKS BEMERKUNGEN
			T750		T850		NUMERO DE REVISION REVISION-Nr.	NUMERO DE SERIE SERIAL-Nr.	
			FR	WG	FR	WG			
1	62571-4231-0	Levier ARM, CHANGE Schalthebel 2	1					~50242	
1	62571-4231-6	Levier ARM, CHANGE Schalthebel 2	1				62571-84	50001~ 50462	C
1	62571-4237-0	Levier ARM, CHANGE Schalthebel 2	1				62571-104	50473~ 70000	C
1	62581-4237-0	Levier ARM, CHANGE Schalthebel 2	1	1			62581-110	50473 ~70000 60001 ~65000 (WG)	C
1	62331-4231-0	Levier ARM, CHANGE Schalthebel 2			1			~50223	
1	62571-4237-0	Levier ARM, CHANGE Schalthebel 2			1		62331-17	50001~ 51073	C
1	62581-4237-0	Levier ARM, CHANGE Schalthebel 2			1	1	62581-110	60001 ~70000 60001 ~65000 (WG)	C
2	62571-4232-0	Appui coude FULCRUM, LEVER Drehlager	1	1	1	1		50001 ~70000 50001 ~65000 (WG)	
3	04612-00210	Circlip CIR-CLIP, EXTERNAL Klemmring	1	1	1	1		50001 ~70000 50001 ~65000 (WG)	
4	62131-1853-0	Ressort SPRING, FULCRUM Feder	1	1	1	1		50001 ~70000 50001 ~65000 (WG)	
5	61041-4245-0	Entretoise COLLAR Buchse	1	1	1	1		50001 ~70000 50001 ~65000 (WG)	
6	04613-00070	Circlip CIR-CLIP, EXTERNAL Klemmring	1	1	1	1		50001 ~70000 50001 ~65000 (WG)	
7	62081-1837-0	Levier LEVER, S-CHANGE Schalthebel	1	1	1	1		50001 ~70000 50001 ~65000 (WG)	
8	54201-2327-0	Poignée 2 GRIP 2 Griff 2	1	1	1	1		50001 ~70000 50001 ~65000 (WG)	
9	62571-4233-0	Ressort SPRING, INTERLOCK Feder	1	1	1	1		50001 ~70000 50001 ~65000 (WG)	
10	62571-4234-0	Entretoise 1 COLLAR 1 Scheibe 1	1	1	1	1		50001 ~70000 50001 ~65000 (WG)	

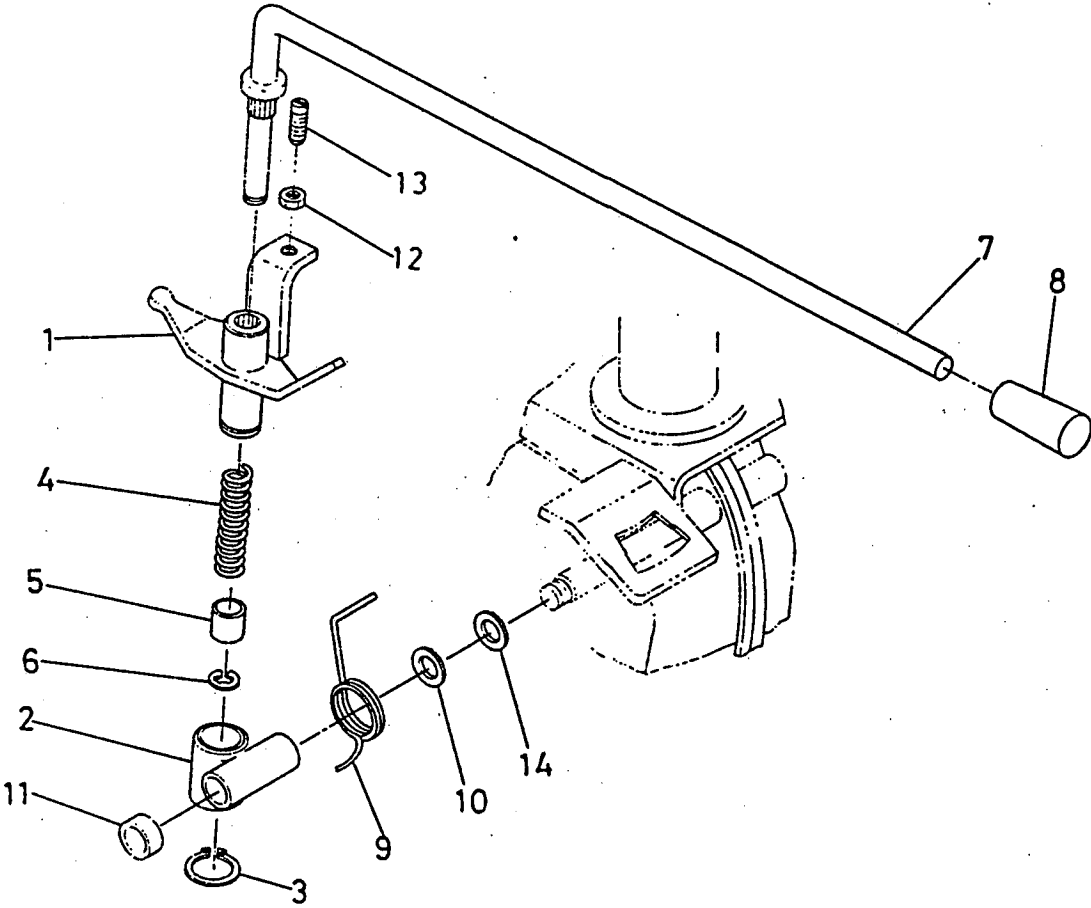
FIG.10

CHANGEMENT DE VITESSES(2)  
CHANGE LEVER(2)  
SCHALTHEBEL-BAUGRUPPE(2)

(VIEUX TYPE)  
(OLD TYPE)  
(ALTER TYP)

[~70000  
~65000(WG)]

[T750  
T850]



**FIG.10** CHANGEMENT DE VITESSES(2)  
 CHANGE LEVER(2)  
 SCHALTHEBEL-BAUGRUPPE(2)

(VIEUX TYPE)  
 (OLD TYPE)  
 (ALTER TYP)

{ ~70000  
 ~65000(WG) }

[T750]  
 [T850]

REF. No. TEIL Nr.	No. DE CODE CODE No. CODE NR.	DESCRIPTION BEZEICHNUNG	UNITÉ · UNIT · GERÄT				INTERCHANGEABILITE INTERCHANGEABILITY AUSTAUSCHBARKEIT		REMARQUES REMARKS BEMERKUNGEN
			T750		T850		NUMERO DE REVISION REVISION No. REVISION-Nr.	NUMERO DE SERIE SERIAL No. SERIAL-Nr.	
			FR	WG	FR	WG			
11	62571-4235-0	Entretoise 2 COLLAR 2 Buchse 2	1	1	1	1		50001 ~70000 50001 ~65000 (WG)	
12	02116-50100	Ecrou NUT Mutter	1	1			62571-104	50473 ~70000 50001 ~65000 (WG)	A
12	02116-50100	Ecrou NUT Mutter			1	1	62331-17	50224 ~70000 50001 ~65000 (WG)	A
13	03670-51020	Vis SCREW Schraube	1	1			62571-104	50473 ~70000 50001 ~65000 (WG)	A
13	03670-51020	Vis SCREW Schraube			1	1	62331-17	50224 ~70000 50001 ~65000 (WG)	A
14	61361-4238-0	Cale SHIM Beilegescheibe	1	1			62581-82	60004 ~70000 60001 ~65000 (WG)	A
14	61361-4238-0	Cale SHIM Beilegescheibe			1	1	62581-82	60001 ~70000 60001 ~65000 (WG)	A

FR:France      WG:Allemagne  
 FR:France      WG:West Germany  
 FR:Frankreich      WG:Westdeutschland

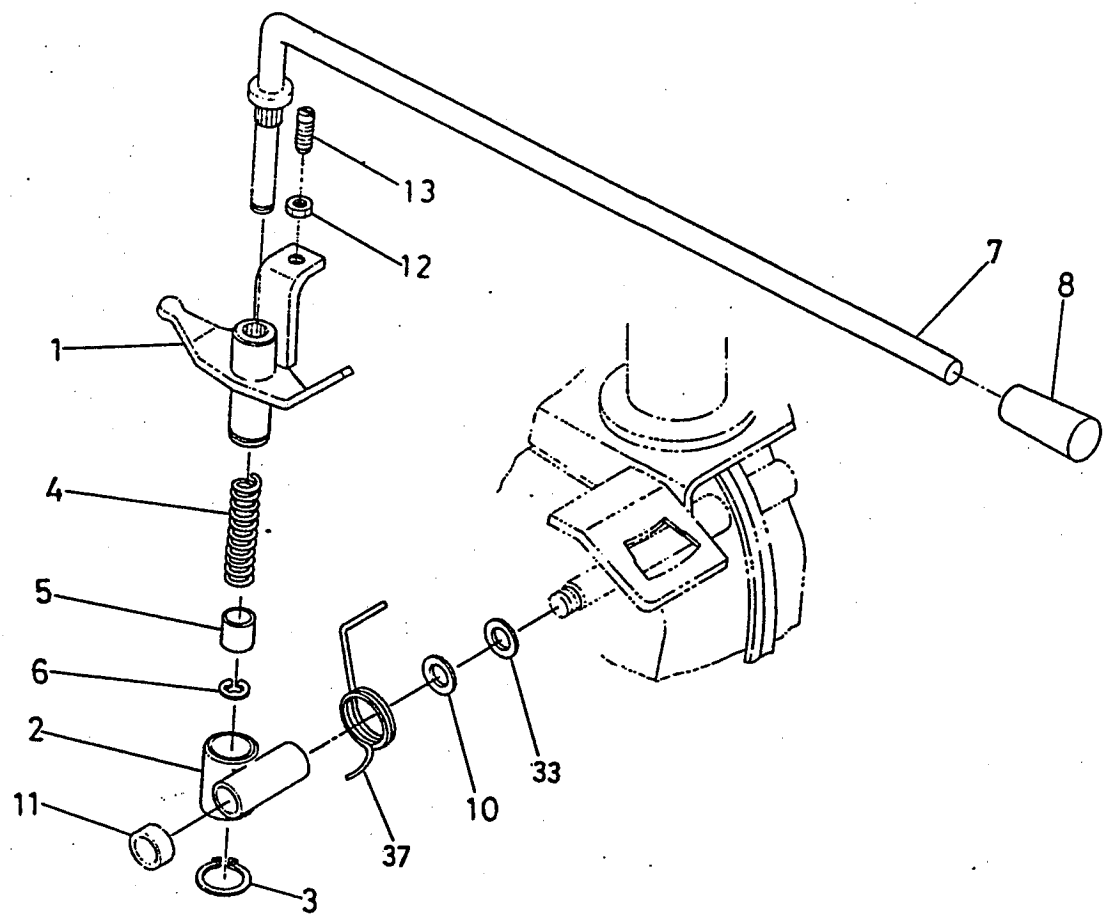
FIG.10

CHANGEMENT DE VITESSES (2)  
CHANGE LEVER (2)  
SCHALTHEBEL-BAUGRUPPE (2)

(NEUF TYPE)  
(NEW TYPE)  
(NEUER TYP)

[70001~  
65001 (WG)~]

[T750-D]  
[T850-D]





**FIG.10** CHANGEMENT DE VITESSES (2)  
 CHANGE LEVER (2)  
 SCHALTHEBEL-BAUGRUPPE (2)

(VIEUX TYPE)  
 (OLD TYPE) [70001~ [T750-D]  
 (ALTER TYP) 65001 (WG)~] [T850-D]

REF. No. TEIL Nr.	No. DE CODE CODE No. CODE NR.	DESCRIPTION BEZEICHNUNG	UNITÉ · UNIT · GERÄT				INTERCHANGEABILITY INTERCHANGEABILITY AUSTAUSCHBARKEIT		REMARKS REMARKS BEMERKUNGEN
			T750		T850		NUMERO DE REVISION REVISION No. REVISION-Nr.	NUMERO DE SERIE SERIAL No. SERIAL-Nr.	
			FR	WG	FR	WG			
1	62536-4231-0	Levier ARM, CHANGE Schalthebel	1	1	1	1	70001~ 65001 (WG)~		
2	62671-4232-0	Appui coude FULCRUM, LEVER Drehlager	1	1	1	1	70001~ 65001 (WG)~		
3	04612-50210	Circlip CIR-CLIP Klemmring	1	1	1	1	70001~ 65001 (WG)~		
4	62131-1853-0	Ressort SPRING Feder	1	1	1	1	70001~ 65001 (WG)~		
5	61041-4245-0	Entretoise COLLAR Buchse	1	1	1	1	70001~ 65001 (WG)~		
6	04613-50070	Circlip CIR-CLIP Klemmring	1	1	1	1	70001~ 65001 (WG)~		
7	62081-1837-0	Levier LEVER, S-CHANGE Schalthebel	1	1	1	1	70001~ 65001 (WG)~		
8	54201-2327-3	Poignée 2 GRIP 2 Griff 2	1	1	1	1	70001~ 65001 (WG)~		
9	62571-4233-0	Ressort SPRING, INTERLOCK Feder	1	1	1	1	70001~ 65001 (WG)~		
10	03670-51020	Vis SCREW Schraube	1	1	1	1	70001~ 65001 (WG)~		
11	02116-50100	Ecrou NUT Mutter	1	1	1	1	70001~ 65001 (WG)~		
12	62671-4233-0	Entretoise COLLAR Buchse	1	1	1	1	70001~ 65001 (WG)~		

FIG.11

COMMANDE D'EMBAYAGE  
OPERATING CLUTCH  
KUPPLUNGSBETÄTIGUNG

(NEUF TYPE)  
(NEW TYPE)  
(NEUER TYP)

[70001~  
65001 (WG)~]

[T650-D]

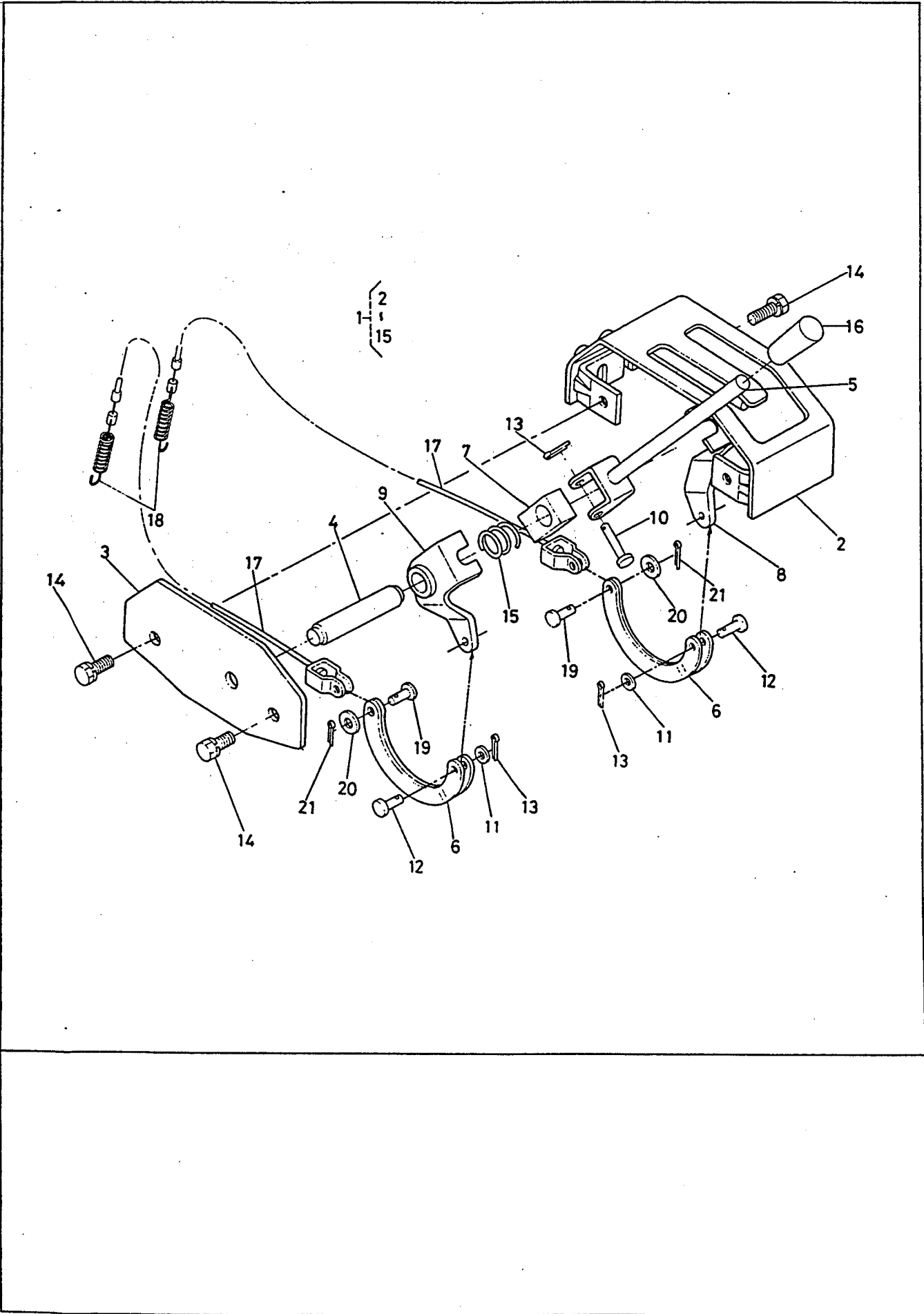




FIG.11

COMMANDE D'EMBRAYAGE  
OPERATING CLUTCH  
KUPPLUNGSBETÄTIGUNG

(NEUF TYPE)  
(NEW TYPE)  
(NEUER TYP)

[70001~  
65001 (WG)~]

[T650-D]

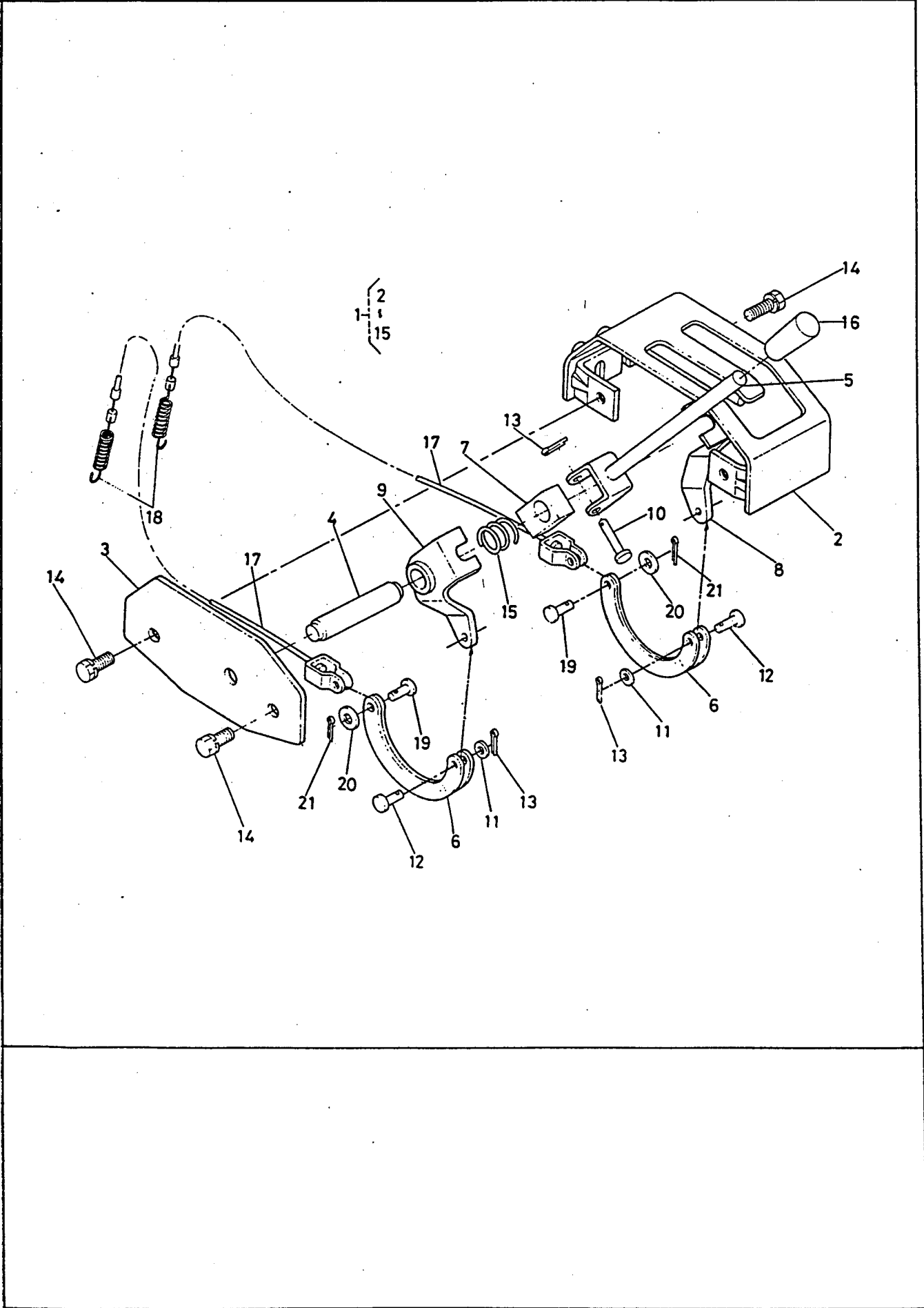




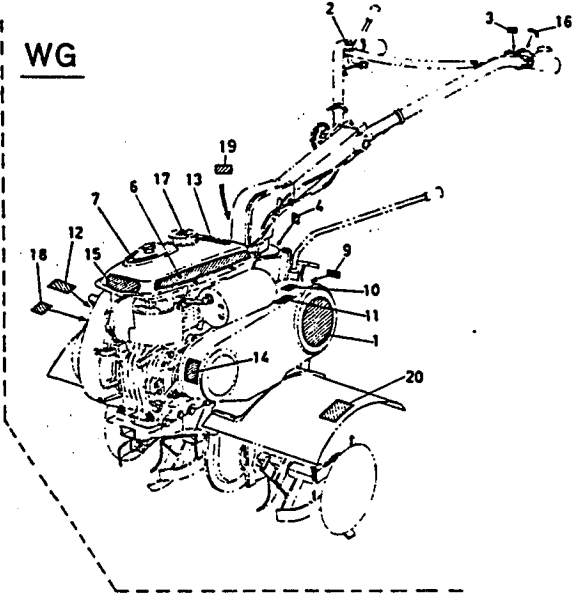
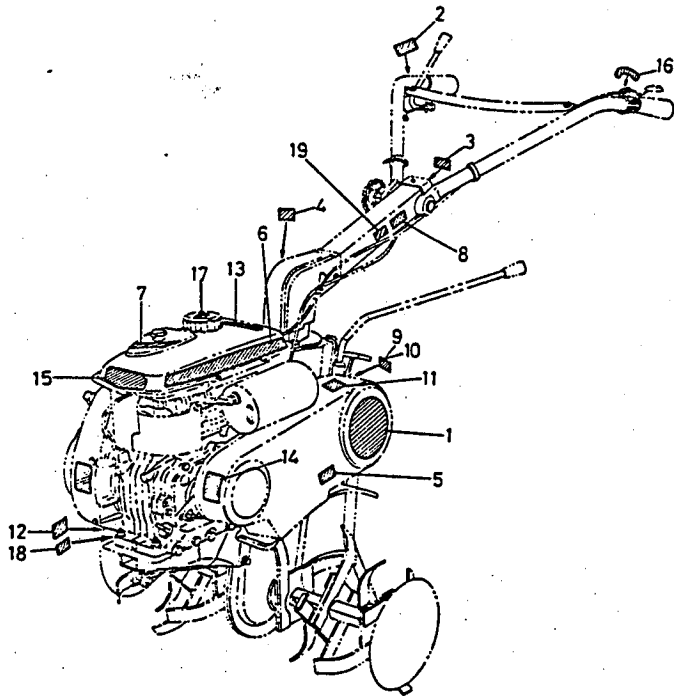
FIG.12

MARQUE LANterne  
NAME PLATE  
BESCHRIFTUNG

(VIEUX TYPE)  
(OLD TYPE)  
(ALTER TYP)

{ ~70000  
~65000 (WG) }

[T450]  
[T550]  
[T650]



**FIG.12** MARQUE LANterne  
NAME PLATE  
BESCHRIFTUNG

(VIEUX TYPE)  
(OLD TYPE)  
(ALTER TYP)

{ ~70000  
~65000 (WG) }

[T450]  
[T550]  
[T650]

REF. No. TEL Nr.	No. DE CODE CODE No. CODE NR.	DESCRIPTION BEZEICHNUNG	UNITÉ · UNIT · GERÄT									INTERCHANGEABILITE INTERCHANGEABILITY AUSTAUSCHBARKEIT		REMARQUES REMARKS BEMERKUNGEN		
			T450					T550			T650		NUMERO DE REVISION REVISION No. REVISION-Nr.		NUMERO DE SERIE SERIAL No. SERIAL-Nr.	
			FR	WG	UK	SW	SP	FR	WG	SP	FR	WG				
1	61341-4711-0	Marque MARK, FORM Schild, form	1	1	1	1	1								50001 ~70000 50001 ~65000 (WG)	
1	61351-4711-0	Marque MARK, FORM Schild, form							1	1	1				50001 ~70000 50001 ~65000 (WG)	
1	61361-4711-0	Marque MARK, FORM Schild, form										1	1		50001 ~70000 50001 ~65000 (WG)	
2	61232-4825-0	Marque MARK, CLUTCH Schild, kupplung	1				1	1			1	1			50001 ~70000 50001 ~65000 (WG)	
2	61163-4813-0	Marque LABEL, MAIN CLUTCH Schild, kupplung		1						1			1		50001 ~70000 50001 ~65000 (WG)	
2	61232-9923-0	Marque LABEL, CLUTCH Schild, kupplung				1	1								50001 ~70000 50001 ~65000 (WG)	
3	13561-8715-0	Marque MARK, STOP Schild, stop	1			1	1	1	1			1	1		50001 ~70000 50001 ~65000 (WG)	
3	61354-5552-0	Marque LABEL, ENGIN SWITCH Schild, stop		1							1			1	50001 ~70000 50001 ~65000 (WG)	
4	61232-4823-0	Marque MARK, OIL INSPECTION Schild, Ölinspektion	1	1	1	1	1	1	1	1	1	1	1	1	50001 ~70000 50001 ~65000 (WG)	
5	62073-4722-0	Marque NAME PLATE schild	1			1	1	1	1			1	1		50001 ~70000 50001 ~65000 (WG)	
6	61321-4712-0	Marque LABEL, SIDE Schild, seite	2			2	2	2							50001 ~70000 50001 ~65000 (WG)	
6	61321-4712-0	Marque LABEL, SIDE Schild, seite							2						50001 ~70000 50001 ~65000 (WG)	
6	61232-4831-0	Marque LABEL, SIDE Schild, seite	2			2	2	2						61351-68	50573 ~70000	C
6	61232-4831-0	Marque LABEL, SIDE Schild, seite							2					61351-68	51453 ~70000	C
6	62571-4718-0	Marque LABEL, SIDE Schild, seite										2			~52542	
6	62583-4718-0	Marque LABEL, SIDE Schild, seite										2		62581-63	60001 ~70000	C

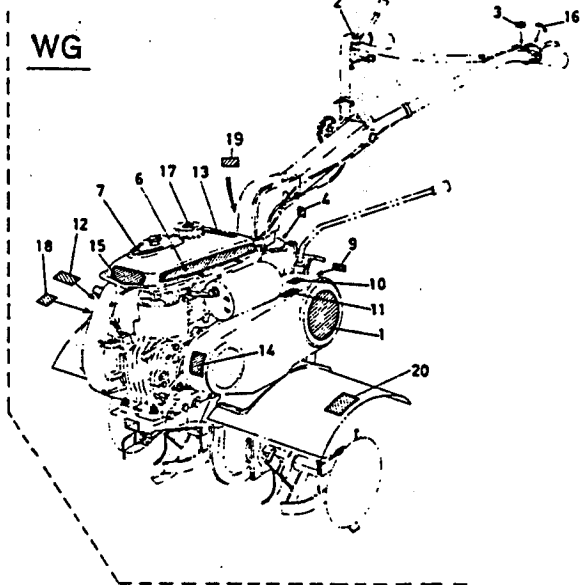
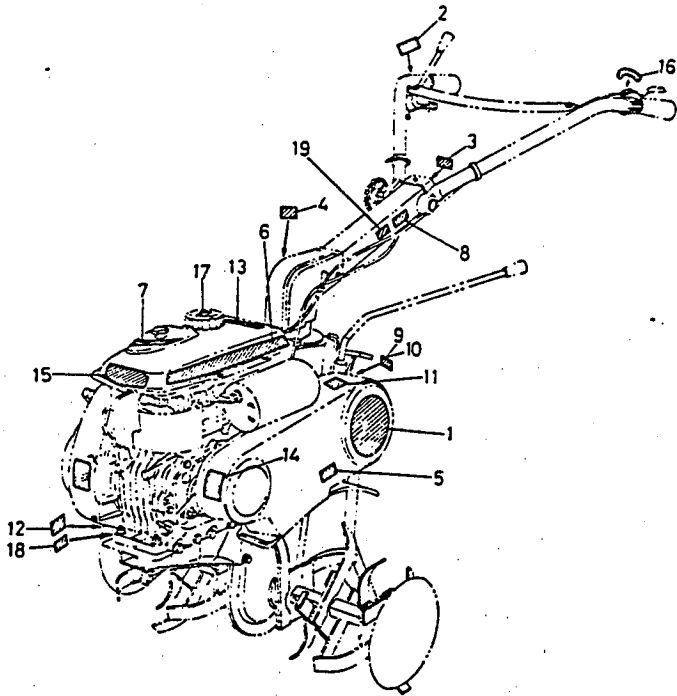
FIG.12

MARQUE LANterne  
NAME PLATE  
BESCHRIFTUNG

(VIEUX TYPE)  
(OLD TYPE)  
(ALTER TYP)

[~70000  
~65000 (WG)]

(T450)  
(T550)  
(T650)





# FIG.12

**MARQUE LANTERNE  
NAME PLATE  
BESCHRIFTUNG**

(VIEUX TYPE)  
(OLD TYPE)  
(ALTER TYP)

{ ~70000  
~65000 (WG) }

{ T450  
T550  
T650 }

REF. No. TEL Nr.	No. DE CODE CODE No. CODE NR.	DESCRIPTION BEZEICHNUNG	UNITÉ · UNIT · GERÄT										INTERCHANGEABILITE INTERCHANGEABILITY AUSTAUSCHBARKEIT		REMARQUES REMARKS BEMERKUNGEN		
			T450					T550			T650		NUMERO DE REVISION REVISION No. REVISION-Nr.	NUMERO DE SERIE SERIAL No. SERIAL-Nr.			
			FR	WG	UK	SW	SP	FR	WG	SP	FR	WG					
6	61232-4831-0	Marque ----- LABEL, SIDE ----- Schild, seite		2								2				50001 ~70000 50001 ~65000 (WG)	
6	62583-4718-0	Marque ----- LABEL, SIDE ----- Schild, seite												2		50001 ~70000 50001 ~65000 (WG)	
7	61321-4713-0	Marque ----- LABEL, FRONT ----- Schild, front	1		1	1	1									~50272	
7	61321-4713-0	Marque ----- LABEL, FRONT ----- Schild, front							1							~51442	
7	61351-4713-0	Marque ----- LABEL, FRONT ----- Schild, front	1		1	1	1								61351-69	50573 ~70000	C
7	61351-4713-0	Marque ----- LABEL, FRONT ----- Schild, front							1		1				61351-69	51453 ~70000	C
7	62571-4717-0	Marque ----- LABEL, FRONT ----- Schild, front											1			~52542	
7	62581-4717-0	Marque ----- LABEL, FRONT ----- Schild, front											1		62581-62	60001 ~70000	C
7	61232-4829-0	Marque ----- LABEL, FRONT ----- Schild, front		1							1			1		50001 ~70000 50001 ~65000 (WG)	
8	61062-4816-0	Marque ----- LABEL ----- Schild	1		1	1	1									50001 ~70000 50001 ~65000 (WG)	
8	61061-4816-0	Marque ----- LABEL ----- Schild							1							~50817	
8	61061-4816-0	Marque ----- LABEL ----- Schild											1			~50542	
8	61351-4816-0	Marque ----- LABEL ----- Schild								1	1	1			61351-28	50833 ~64818	C
8	61351-4816-0	Marque ----- LABEL ----- Schild											1	1	61351-28	50543 ~61401	C
8	61471-4816-0	Marque ----- LABEL ----- Schild							1		1				61361-202	50833 ~70000	C
8	61471-4816-0	Marque ----- LABEL ----- Schild											1		61361-202	50543 ~70000	C

L10-L

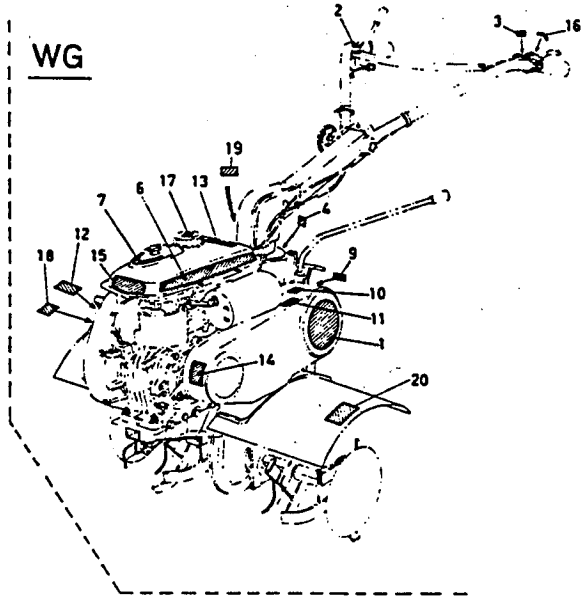
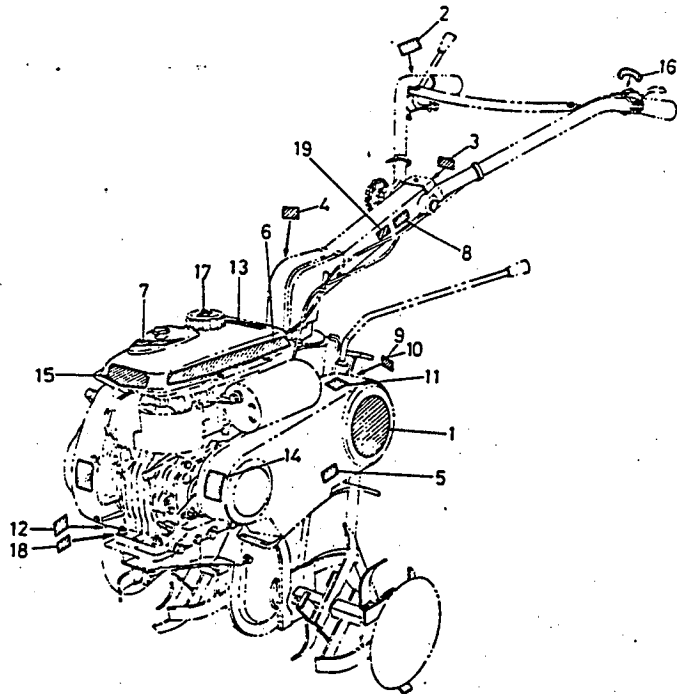
FIG.12

MARQUE LANterne  
NAME PLATE  
BESCHRIFTUNG

(VIEUX TYPE)  
(OLD TYPE)  
(ALTER TYP)

[~70000  
~65000(WG)]

[T450]  
[T550]  
[T650]



**FIG.12** MARQUE LANterne  
NAME PLATE  
BESCHRIFTUNG

(VIEUX TYPE)  
(OLD TYPE)  
(ALTER TYP)

{ ~70000  
~65000 (WG) }

{ T450  
T550  
T650 }

REF. No. TEL. Nr.	No. DE CODE CODE No. CODE NR.	DESCRIPTION BEZEICHNUNG	UNITÉ · UNIT · GERÄT									INTERCHANGEABILITE INTERCHANGEABILITY AUSTAUSCHBARKEIT		REMARQUES REMARKS BEMERKUNGEN	
			T450			T550			T650			NUMERO DE REVISION REVISION No. REVISION-Nr.	NUMERO DE SERIE SERIAL No. SERIAL-Nr.		
			FR	WG	UK	SW	SP	FR	WG	SP	FR				WG
9	61351-4715-0	Marque MARK, S-CHANGE 1 Schild, drehzahl 1	1		1	1								~50272	
9	61351-4715-0	Marque MARK, S-CHANGE 1 Schild, drehzahl 1						1						~50522	
9	61351-4715-0	Marque MARK, S-CHANGE 1 Schild, drehzahl 1									1			~50292	
9	61321-4715-0	Marque MARK, S-CHANGE 1 Schild, drehzahl 1	1		1	1						61351-34	50573 ~50882		C
9	61321-4715-0	Marque MARK, S-CHANGE 1 Schild, drehzahl 1						1				61351-34	50523 ~51442		C
9	61321-4715-0	Marque MARK, S-CHANGE 1 Schild, drehzahl 1									1	61351-34	50293 ~51542		C
9	61323-4715-0	Marque MARK, S-CHANGE 1 Schild, drehzahl 1	1	1	1	1						61351-51	50573 ~70000 50001 ~65000 (WG)		C
9	61323-4715-0	Marque MARK, S-CHANGE 1 Schild, drehzahl 1						1	1			61351-51	50523 ~70000 50001 ~65000 (WG)		C
9	61323-4715-0	Marque MARK, S-CHANGE 1 Schild, drehzahl 1								1	1	61351-51	50932 ~70000 50001 ~65000 (WG)		C
10	61351-4716-0	Marque MARK, S-CHANGE 2 Schild, drehzahl 2	1		1	1								~50882	
10	61351-4716-0	Marque MARK, S-CHANGE 2 Schild, drehzahl 2						1						~51442	
10	61351-4716-0	Marque MARK, S-CHANGE 2 Schild, drehzahl 2									1			~51542	
10	61361-4716-0	Marque MARK, S-CHANGE 2 Schild, drehzahl 2	1		1	1						61351-52	50883 ~51622		C
10	61361-4716-0	Marque MARK, S-CHANGE 2 Schild, drehzahl 2						1				61351-52	51453 ~52542		C
10	61361-4716-0	Marque MARK, S-CHANGE 2 Schild, drehzahl 2								1		61351-52	51543 ~52542		C
10	61361-4718-0	Marque MARK, S-CHANGE 2 Schild, drehzahl 2	1	1	1	1	1					61361-114	60001 ~70000 60001 ~65000 (WG)		C

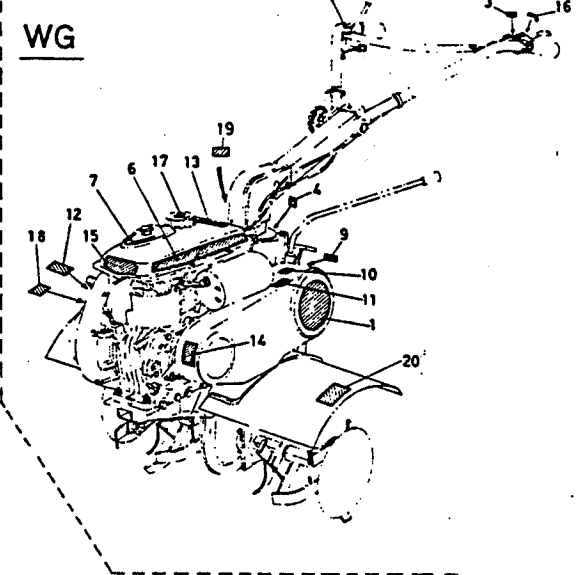
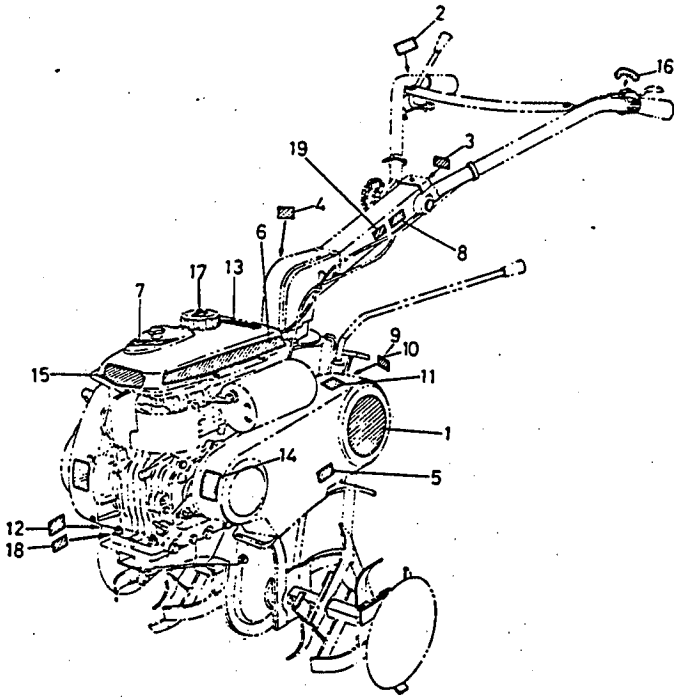
FIG.12

MARQUE LANTERNE  
NAME PLATE  
BESCHRIFTUNG

(VIEUX TYPE)  
(OLD TYPE)  
(ALTER TYP)

{ ~70000  
~65000 (WG) }

[T450]  
[T550]  
[T650]



**FIG.12** MARQUE LANTERNE  
NAME PLATE  
BESCHRIFTUNG

(VIEUX TYPE)  
(OLD TYPE)  
(ALTER TYP)

{ ~70000  
~65000 (WG) }

[T450]  
[T550]  
[T650]

REF. No. TEIL Nr.	No. DE CODE CODE No. CODE NR.	DESCRIPTION BEZEICHNUNG	UNITÉ · UNIT · GERÄT									INTERCHANGEABILITY AUSTAUSCHBARKEIT		REMARKS REMARKS BEMERKUNGEN			
			T450			T550			T650			NUMERO DE REVISION REVISION No. REVISION-Nr.	SERIE SERIAL No. SERIAL-Nr.				
			FR	WG	UK	SW	SP	FR	WG	SP	FR				WG		
10	61361-4718-0	Marque MARK, S-CHANGE 2 Schild, drehzahl 2						1	1	1					61361-114	60001 ~70000 60001 ~65000 (WG)	C
10	61361-4718-0	Marque MARK, S-CHANGE 2 Schild, drehzahl 2											1	1	61361-114	60001 ~70000 60001 ~65000 (WG)	C
10	61354-4716-0	Marque MARK, S-CHANGE 2 Schild, drehzahl 2		1												50001 ~60000 (WG)	
10	61354-4716-0	Marque MARK, S-CHANGE 2 Schild, drehzahl 2							1							50001 ~60000 (WG)	
10	61354-4716-0	Marque MARK, S-CHANGE 2 Schild, drehzahl 2											1			50001 ~60000 (WG)	
10	61364-4716-0	Marque MARK, S-CHANGE 2 Schild, drehzahl 2			1										61364-49	60001 ~65000 (WG)	C
10	61364-4716-0	Marque MARK, S-CHANGE 2 Schild, drehzahl 2								1					61364-49	60001 ~65000 (WG)	C
10	61364-4716-0	Marque MARK, S-CHANGE 2 Schild, drehzahl 2											1		61364-49	60001 ~65000 (WG)	C
11	61232-4812-0	Marque LABEL, BELT CHANGE Schild, keilriemenwechsel	1			1	1	1	1			1	1			50001 ~70000 50001 ~65000 (WG)	
11	61113-4827-0	Marque LABEL, BELT CHANGE Schild, keilriemenwechsel		1								1				50001 ~65000 (WG)	
12	61361-4712-0	Marque LABEL, AUX S-CHANGE Schild, hilfsweise beim wechsel											1			50001 ~70000	
12	61364-4712-0	Marque LABEL, AUX S-CHANGE Schild, hilfsweise beim wechsel											1			50001 ~65000 (WG)	
13	61232-4814-0	Marque LABEL Schild	1			1	1	1	1			1	1			50001 ~70000	
13	61113-4819-0	Marque LABEL Schild			1							1				50001 ~65000 (WG)	
14	61232-4818-0	Marque LABEL Schild	1			1	1	1								50001 ~70000	
14	61232-4818-0	Marque LABEL Schild								1		1				50001 ~70000	

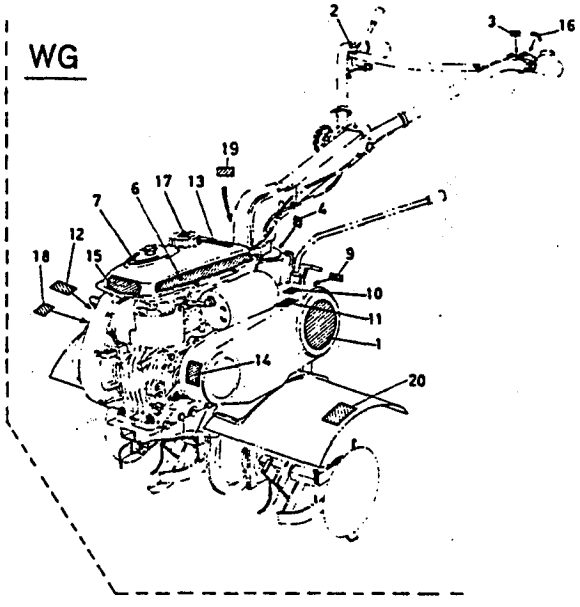
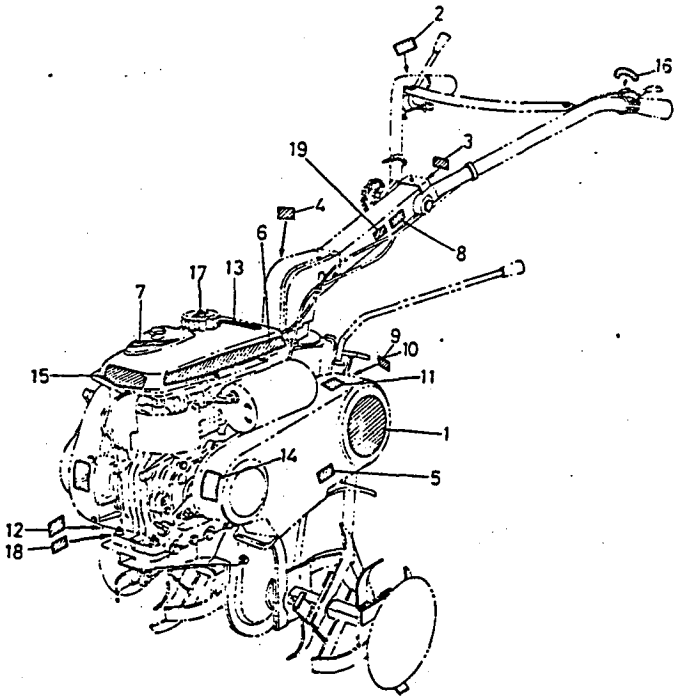
FIG.12

MARQUE LANterne  
NAME PLATE  
BESCHRIFTUNG

(VIEUX TYPE)  
(OLD TYPE)  
(ALTER TYP)

{ ~70000  
~65000 (WG) }

[T450]  
[T550]  
[T650]



**FIG.12** MARQUE LANTERNE  
NAME PLATE  
BESCHRIFTUNG

(VIEUX TYPE)  
(OLD TYPE)  
(ALTER TYP)

{ ~70000  
~65000 (WG) }

[T450]  
[T550]  
[T650]

REF. No. TEIL Nr.	No. DE CODE CODE No. CODE NR.	DESCRIPTION BEZEICHNUNG	UNITÉ · UNIT · GERÄT									INTERCHANGEABILITE INTERCHANGEABILITY AUSTAUSCHBARKEIT		REMARQUES REMARKS BEMERKUNGEN			
			T450					T550			T650		NUMERO DE REVISION No. REVISION-Nr.		NUMERO DE SERIE SERIAL-Nr.		
			FR	WG	UK	SW	SP	FR	WG	SP	FR	WG					
14	61232-4818-0	Marque ----- LABEL ----- Schild												1		50001 ~70000	
14	61232-4818-2	Marque ----- LABEL ----- Schild	1		1	1	1								61232-68	50001 ~70000	C
14	61232-4818-0	Marque ----- LABEL ----- Schild							1		1				61232-68	50001 ~70000	C
14	61232-4818-0	Marque ----- LABEL ----- Schild											1		61232-68	50001 ~70000	C
14	13695-8831-0	Marque ----- LABEL ----- Schild		1						1				1		50001 ~65000 (WG)	
15	61232-4828-0	Marque, KUBOTA ----- LABEL, KUBOTA ----- Schild, KUBOTA	1	1	1	1	1	1	1	1	1	1	1	1		50001 ~70000 50001 ~65000 (WG)	
16	61232-4826-0	Marque ----- LABEL, THROTTLE ----- Schild, Gas	1	1	1	1	1	1	1	1	1	1	1	1		50001 ~70000 50001 ~65000 (WG)	
17	61232-4815-0	Marque ----- LABEL, FUEL ----- Schild, kraftstoff	1		1	1	1	1			1	1				50001 ~70000	
17	61113-4815-0	Marque ----- LABEL, FUEL ----- Schild, kraftstoff		1							1			1		50001 ~65000 (WG)	
18	13907-8846-0	Marque ----- LABEL, FUEL FILTER ----- Schild, kraftstoff-filter	1		1	1	1	1				1	1			50001 ~70000	
18	61113-4822-0	Marque ----- LABEL, FUEL FILTER ----- Schild, kraftstoff-filter		1								1		1		50001 ~65000 (WG)	
19	61351-4721-0	Marque ----- LABEL ----- Schild	1		1	1	1									50001 ~70000	
19	61113-4826-0	Marque ----- LABEL ----- Schild		1						1	1	1	1	1		50001 ~70000 50001 ~65000 (WG)	
20	61113-4828-0	Marque ----- LABEL ----- Schild		1							1					50001 ~65000 (WG)	

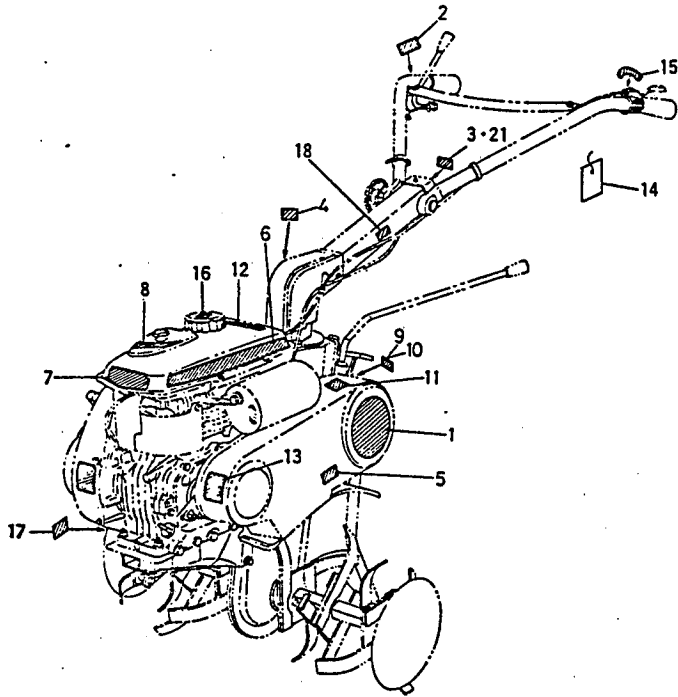
FIG.12

MARQUE LANterne  
NAME PLATE  
BESCHRIFTUNG

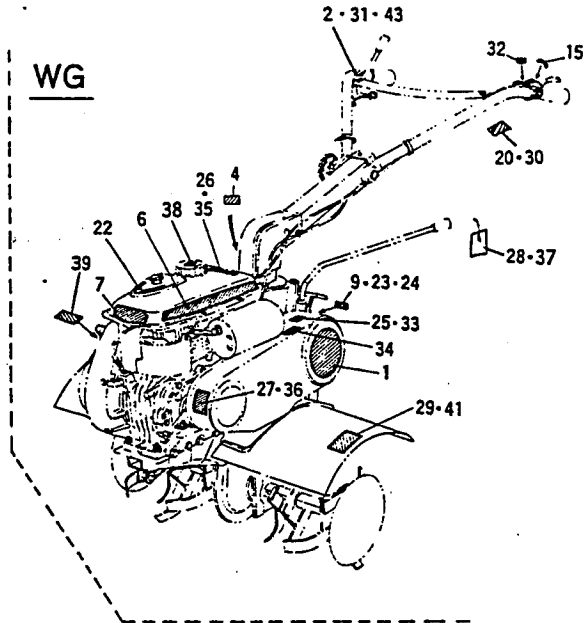
(NEUF TYPE)  
(NEW TYPE)  
(NEUER TYP)

[70001~  
65001 (WG)~]

[T450-D]  
[T550-D]  
[T650-D]



WG





**FIG.12** MARQUE LANterne  
NAME PLATE  
BESCHRIFTUNG

(NEUF TYPE)  
(NEW TYPE)  
(NEUER TYP)

{70001~  
65001 (WG)~}

[T450-D]  
[T550-D]  
[T650-D]

REF. No. TEIL. Nr.	No. DE CODE CODE No. CODE NR.	DESCRIPTION BEZEICHNUNG	UNITÉ. UNIT. GERÄT												INTERCHANGEABILITY AUSTAUSCHBARKEIT		REMARKS REMARQS BEMERKUNGEN		
			T450-D						T550-D			T650-D			NUMERO DE REVISION REVISION No. REVISION-Nr.	NUMERO DE SERIE SERIAL No. SERIAL-Nr.			
			FR	WG	UK	SW	SP	FI	HO	MA	FR	WG	SP	HO				FR	WG
1	61341-4711-0	Marque MARK, FORM Schild, form	1	1	1	1	1	1	1									70001~ 65001 (WG)~	
1	61351-4711-0	Marque MARK, FORM Schild, form								1	1	1	1					70001~ 65001 (WG)~	
1	61361-4711-0	Marque MARK, FORM Schild, form												1	1	1	1	70001~ 65001 (WG)~	
2	61232-4825-0	Marque MARK, CLUTCH Schild kupplung	1				1		1	1	1		1	1				70001~ 65001 (WG)~	
2	62581-4814-0	Marque MARK, CLUTCH Schild kupplung												1		1	1	70001~ 65001 (WG)~	
3	13561-8715-0	Marque MARK, STOP Schild, stop	1		1	1	1		1	1	1		1	1	1	1		70001~ 65001 (WG)~	
4	61232-4823-0	Marque MARK, OIL INSPECTION Schild, ölinspektion	1	1	1	1	1	1	1	1	1	1	1	1	1	1	1	70001~ 65001 (WG)~	
5	62073-4722-0	Marque NAME PLATE Schild	1		1	1	1		1	1	1		1	1	1	1		70001~ 65001 (WG)~	
6	61232-4831-0	Marque LABEL, SIDE Schild, seite	2	2	2	2	2	2	2	2	2	2	2					70001~ 65001 (WG)~	
6	62583-4718-0	Marque LABEL, SIDE Schild, seite												2	2	2	2	70001~ 65001 (WG)~	
7	61232-4828-0	Marque KUBOTA LABEL, KUBOTA Schild, Schild, KUBOTA	1	1	1	1	1	1	1	1	1	1	1	1	1	1	1	70001~ 65001 (WG)~	
8	61351-4713-0	Marque LABEL, FRONT Schild, front	1		1	1	1		1	1	1		1	1				70001~ 65001 (WG)~	
8	62581-4717-0	Marque SABEL, FRONT Schild, front												1	1	1		70001~ 65001 (WG)~	
9	61323-4715-0	Marque MARK, S-CHANGE 1 Schild, drehzahl 1	1	1	1	1	1		1	1	1	1	1	1	1	1		70001~ 65001 (WG)~	
10	61361-4718-0	Marque MARK, S-CHANGE 2 Schild, drehzahl 2	1		1	1	1		1	1	1		1	1	1	1		70001~ 65001 (WG)~	
11	61232-4812-0	Marque LABEL, BELT CHANGE Schild, keilriemenwechsel	1		1	1	1		1	1	1		1	1	1	1		70001~ 65001 (WG)~	

L14-L

FIG.12

MARQUE LANTERNE  
NAME PLATE  
BESCHRIFTUNG

(NEUF TYPE)  
(NEW TYPE)  
(NEUER TYP)

[70001~  
65001 (WG)~]

[T450-D]  
[T550-D]  
[T650-D]

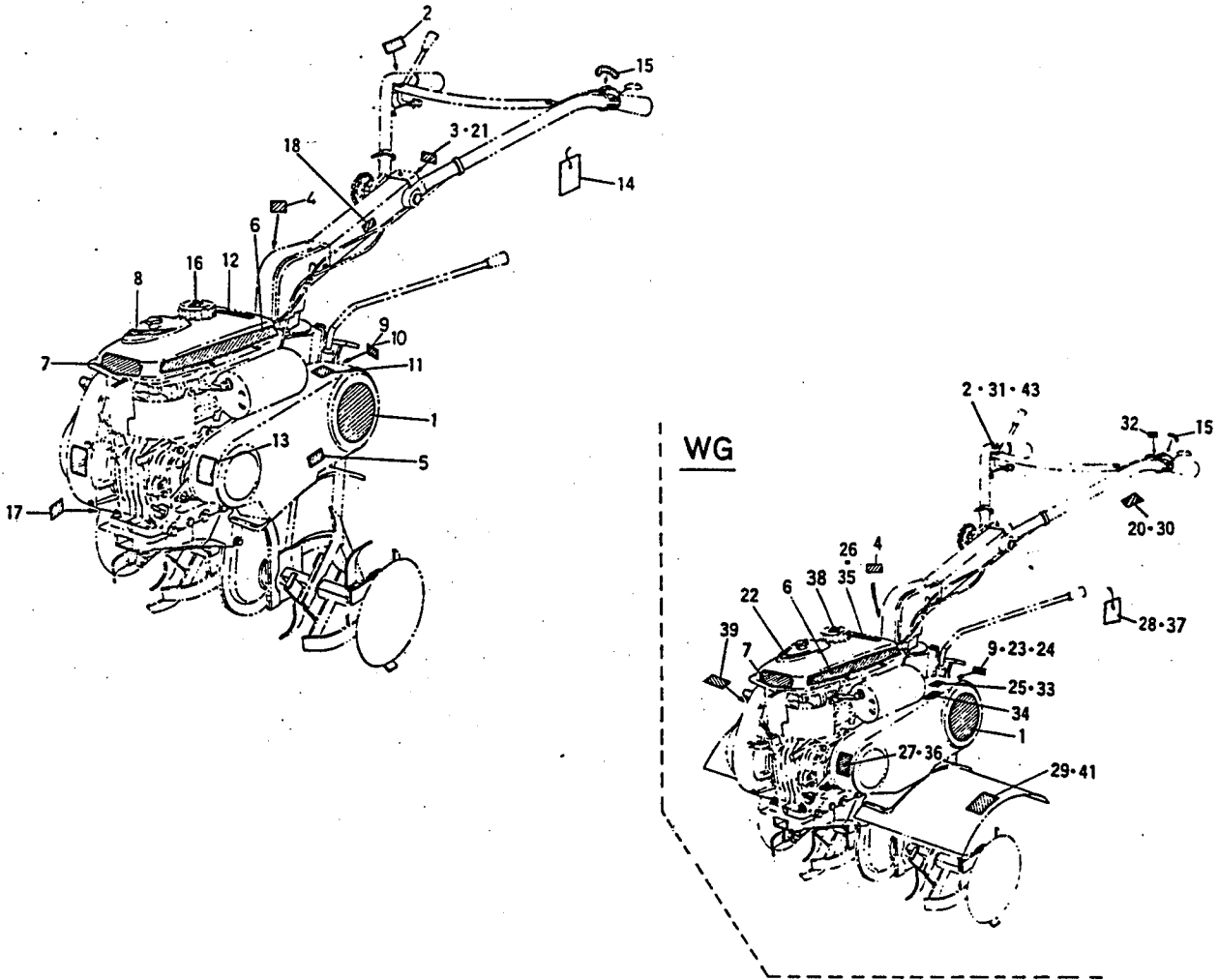


FIG.12

MARQUE LANTERNE  
NAME PLATE  
BESCHRIFTUNG

(NEUF TYPE)  
(NEW TYPE)  
(NEUER TYP)

{ 7001~  
6501 (WG)~ }

[T450-D]  
[T550-D]  
[T650-D]

REF. No. TEIL Nr.	No. DE CODE CODE No. CODE NR.	DESCRIPTION BEZEICHNUNG	UNITÉ.UNIT.GERÄT												INTERCHANGEABILITY AUSTAUSCHBARKEIT		REMARKS REMARKS BEMERKUNGEN		
			T450-D				T550-D				T650-D				NUMERO DE REVISION REVISION No. REVISION-Nr.	SERIE No. SERIAL-Nr.			
			FR	WG	UK	SW	SP	FI	HO	MA	FR	WG	SP	HO				FR	WG
12	61232-4814-0	Marque ----- LABEL ----- Schild	1		1	1	1		1	1	1		1	1	1			7001~ 6501 (WG)~	
13	61232-4818-0	Marque ----- LABEL ----- Schild	1		1	1	1		1	1	1		1	1	1			7001~ 6501 (WG)~	
14	61232-4832-0	Marque ----- LABEL ----- Schild	1		1	1	1		1	1	1		1	1	1			7001~ 6501 (WG)~	
15	61232-4826-0	Marque ----- LABEL, THROTTLE ----- Schild, gas	1	1	1	1	1		1	1	1	1	1	1	1	1	1	7001~ 6501 (WG)~	
15	61349-4821-0	Marque ----- LABEL, THROTTLE ----- Schild, gas						1										7001~ 6501 (WG)~	
16	61232-4815-0	Marque ----- LABEL, FUEL ----- Schild, kraftstoff	1		1	1	1		1	1	1		1	1	1			7001~ 6501 (WG)~	
16	61349-4822-0	Marque ----- LABEK, FUEL ----- Schild, kraftstoff						1										7001~ 6501 (WG)~	
17	13907-8846-0	Marque ----- LABEL, FUEL FILTER ----- Schild, kraftstoff-filter	1		1	1	1		1	1	1		1	1	1			7001~ 6501 (WG)~	
18	61062-4816-0	Marque ----- LABEL ----- Schild	1		1	1	1		1	1								7001~ 6501 (WG)~	
18	61471-4816-0	Marque ----- LABEL ----- Schild										1	1	1	1			7001~ 6501 (WG)~	
19	61349-4823-0	Marque ----- LABEL ----- Schild						1										7001~ 6501 (WG)~	
20	61349-4812-0	Marque ----- LABEL ----- Schild						1										7001~ 6501 (WG)~	
21	61349-4813-0	Marque ----- MARK, STOP ----- Schild Stop						1										7001~ 6501 (WG)~	
22	61232-4829-0	Marque ----- LABEL, FRONT ----- Schild, front		1				1				1			1			7001~ 6501 (WG)~	
23	61349-4814-0	Marque ----- MARK, S-CHANGE 1 ----- Schild, drehzahl 1						1										7001~ 6501 (WG)~	
24	61349-4815-0	Marque ----- MARK, S-CHANGE 2 ----- Schild, drehzahl 2						1										7001~ 6501 (WG)~	

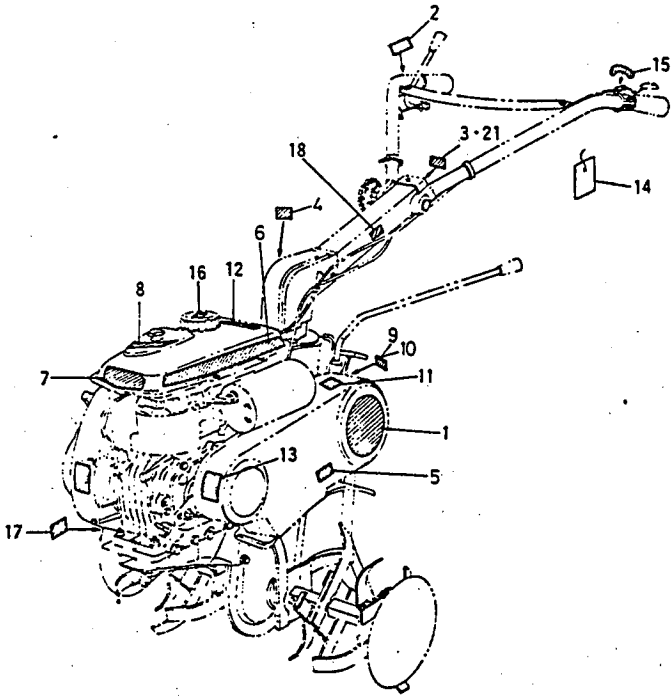
FIG.12

MARQUE LANTERNE  
NAME PLATE  
BESCHRIFTUNG

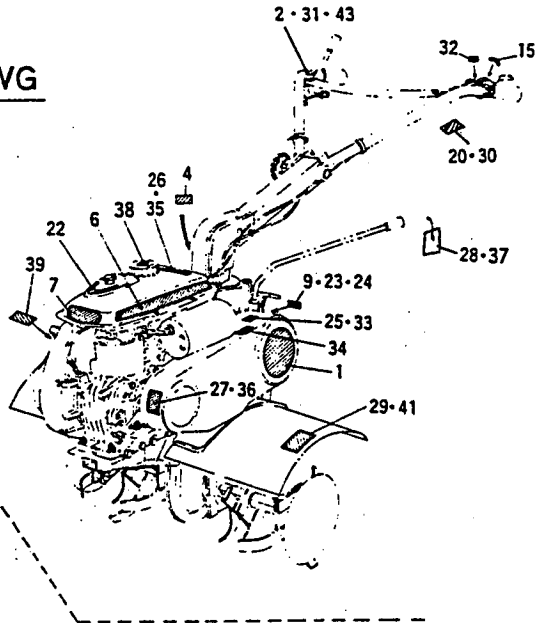
(NEUF TYPE)  
(NEW TYPE)  
(NEUER TYP)

[70001~  
65001 (WG)~]

(T450-D)  
(T550-D)  
(T650-D)



WG



## FIG.12

MARQUE LANterne  
NAME PLATE  
BESCHRIFTUNG

(NEUF TYPE)  
(NEW TYPE)  
(NEUER TYP)

{ 70001 ~  
65001 (WG) ~ }

{ T450-D  
T550-D  
T650-D }

REF. No. TEIL Nr.	No. DE CODE CODE No. CODE NR.	DESCRIPTION BEZEICHNUNG	UNITÉ.UNIT.GERÄT												INTERCHANGEABILITY AUSTAUSCHBARKEIT		REMARQUES REMARKS BEMERKUNGEN			
			T450-D						T550-D			T650-D			NUMERO DE REVISION REVISION No. REVISION-Nr.	NUMERO DE SERIE SERIAL No. SERIAL-Nr.				
			FR	WG	UK	SW	SP	FI	HO	MA	FR	WG	SP	HO				FR	WG	HO
25	61349-4816-0	Marque ----- LABEL, BELT CHANGE ----- Schild, keilriemenwechsel						1											70001 ~ 65001 (WG) ~	
26	61349-4817-0	Marque ----- LABEL ----- Schild						1											70001 ~ 65001 (WG) ~	
27	61349-4818-0	Marque ----- MARK, OIL INSPECTION ----- Schild, öinspektion						1											70001 ~ 65001 (WG) ~	
28	64349-4819-0	Marque ----- LABEL ----- Schild						1											70001 ~ 65001 (WG) ~	
29	61349-4824-2	Marque ----- LABEL ----- Schild						1											70001 ~ 65001 (WG) ~	
30	64232-9923-0	Marque ----- MARK, CLUTCH ----- Schild, kupplung			1	1													70001 ~ 65001 (WG) ~	
31	61163-4813-0	Marque ----- LABEL, MAIN CLUTCH ----- Schild, kupplung		1								1							70001 ~ 65001 (WG) ~	
32	61354-5552-0	Marque ----- LABEL, ENGINE SWITCH ----- Schild, stop		1								1			1				70001 ~ 65001 (WG) ~	
33	61364-4716-0	Marque ----- MARK, S-CHANGE 2 ----- Schild, drehzahl 2		1								1			1				70001 ~ 65001 (WG) ~	
34	61113-4827-0	Marque ----- LABEL, BELT CHANGE ----- Schild, keilriemen wechsel		1								1			1				70001 ~ 65001 (WG) ~	
35	61113-4819-0	Marque ----- LABEL ----- Schild		1								1			1				70001 ~ 65001 (WG) ~	
36	13695-8831-0	Marque ----- LABEL ----- Schild		1								1			1				70001 ~ 65001 (WG) ~	
37	61113-4821-0	Marque ----- LABEL ----- Schild		1								1			1				70001 ~ 65001 (WG) ~	
38	61113-4815-0	Marque ----- LABEL, FUEL ----- Schild Kraftstoff		1								1			1				70001 ~ 65001 (WG) ~	
39	61113-4822-0	Marque ----- LABEL FUEL FILTER ----- Schild, kraftstoff-filter		1								1			1				70001 ~ 65001 (WG) ~	
40	62583-4721-0	Marque ----- LBG LABEL, LBG ----- Schild, LBG		1								1			1				70001 ~ 65001 (WG) ~	

FR:France    WG:Allemagne    UK:Augleterre    SW:Suisse    SP:Espagne    FI:Finlande    HO:Hong Kong    MA:Malaisie  
FR:France    WG:West Germany    UK:United Kingdom    SW:Switzerland    SP:Spain    FI:Finland    HO:Hong Kong    MA:Malaysia  
FR:Frankreich    WG:Westdeutschland    UK:Großbritannien    SW:Schweiz    SP:Spanien    FI:Finnland    HO:Hong Kong    MA:Malaysia

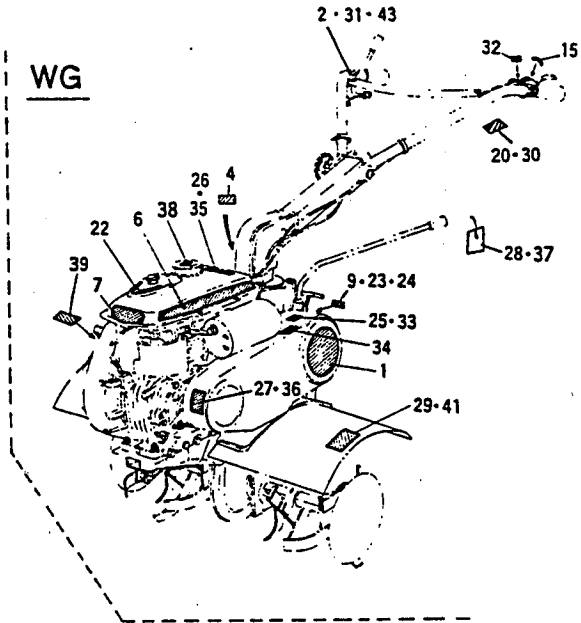
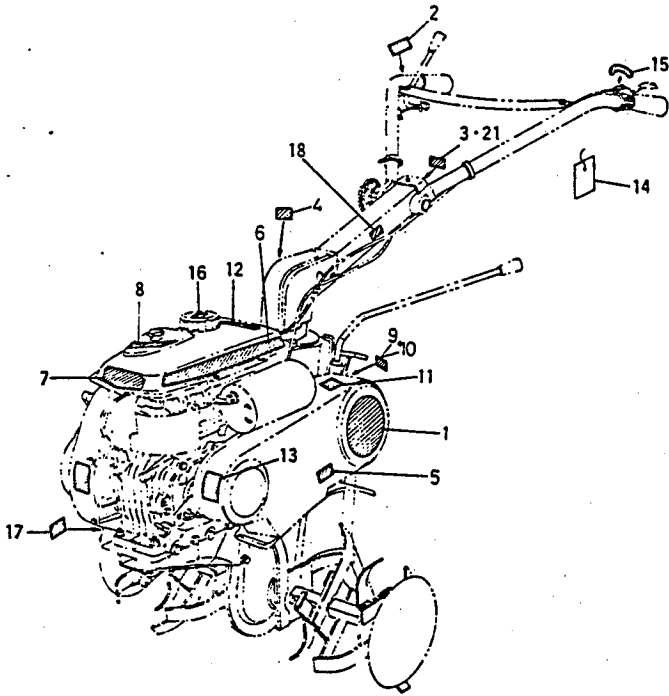
FIG.12

MARQUE LANTERNE  
NAME PLATE  
BESCHRIFTUNG

(NEUF TYPE)  
(NEW TYPE)  
(NEUER TYP)

[70001~  
65001 (WG)~]

[T450-D]  
[T550-D]  
[T650-D]



**FIG.12** MARQUE LANterne  
NAME PLATE  
BESCHRIFTUNG

(NEUF TYPE)  
(NEW TYPE)  
(NEUER TYP)

70001~  
65001 (WG)~

[T450-D]  
[T550-D]  
[T650-D]

REF. No. TEIL Nr.	No. DE CODE CODE No. CODE NR.	DESCRIPTION BEZEICHNUNG	UNITÉ. UNIT. GERÄT												INTERCHANGEABILITY AUSTAUSCHBARKEIT		REMARKS REMARKS BEMERKUNGEN											
			T450-D						T550-D			T650-D			NUMERO DE REVISION REVISION No. REVISION-Nr.	NUMERO DE SERIE SERIAL No. SERIAL-Nr.												
			FR	WG	UK	SW	SP	FI	HO	MA	FR	WG	SP	HO				FR	WG	HO	MA							
41	61113-4828-0	Marque ----- LABEL ----- Schild		2																						70001~ 65001 (WG)~		
42	61354-4719-0	Marque ----- LABEL ----- Schild		1											1											70001~ 65001 (WG)~		
43	62483-4814-0	Marque ----- MARK, CLUTCH ----- Schild, kupplung																								70001~ 65001 (WG)~		
44	61471-4821-0	Marque ----- LABEL ----- Schil		1		1	1	1		1	1	1		1	1	1		1	1							70001~ 65001 (WG)~		

FR:France WG:Allemagne UK:Augletterre SW:Suisse SP:Espagne FI:Finlande HO:Hong Kong MA:Malaisie  
 FR:France WG:West Germany UK:United Kingdom SW:Switzerland SP:Spain FI:Finland HO:Hong Kong MA:Malaysia  
 FR:Frankreich WG:Westdeutschland UK:Großbritannien SW:Schweiz SP:Spanien FI:Finnland HO:Hong Kong MA:Malaysia

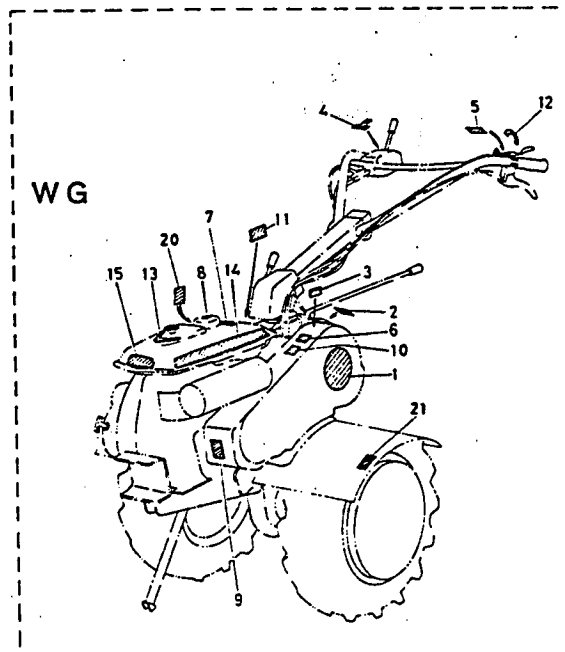
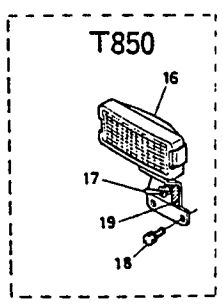
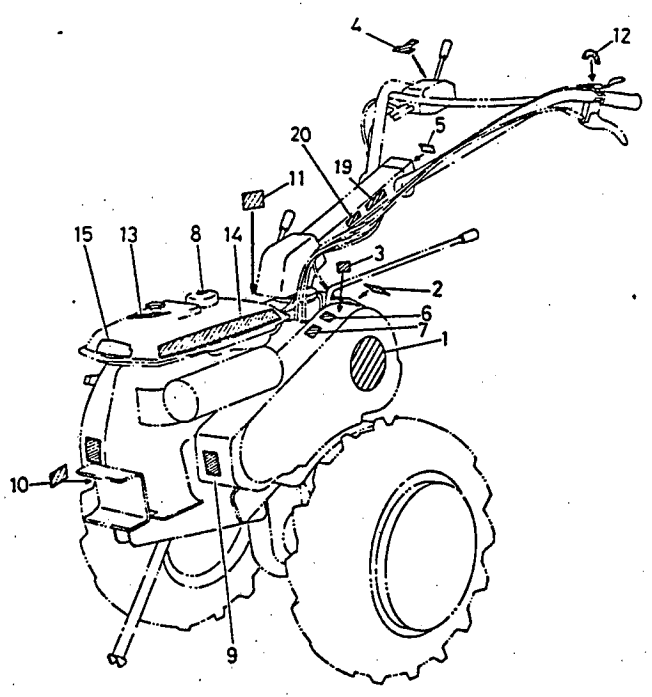
M01-L

FIG.12 MARQUE LANterne  
NAME PLATE  
BESCHRIFTUNG

(VIEUX TYPE)  
(OLD TYPE)  
(ALTER TYP)

[~70000  
~65000 (WG)]

[T750]  
[T850]





**FIG.12** MARQUE LANTERNE  
NAME PLATE  
BESCHRIFTUNG

(VIEUX TYPE)  
(OLD TYPE) (~70000) [T750]  
(ALTER TYP) (~65000 (WG)) [T850]

REF. No. TEIL Nr.	No. DE CODE CODE No. CODE NR.	DESCRIPTION BEZEICHNUNG	UNITÉ · UNIT · GERÄT				INTERCHANGEABILITY AUSTAUSCHBARKEIT NUMERO DE REVISION REVISION No. REVISION-Nr.	REMARKS REMARKS BEMERKUNGEN
			T750		T850			
			FR	WG	FR	WG		
1	62581-4811-0	Marque MARK, FORM Schild, Form	1	1			50001 ~70000 50001 ~65000 (WG)	
1	62331-4811-0	Marque MARK, FORM Schild, Form			1	1	50001 ~70000 50001 ~65000 (WG)	
2	62581-4812-0	Marque LABEL, S-CHANGE 1 Schild, Drehzahlwechsel	1				~50242	
2	62581-4812-0	Marque LABEL, S-CHANGE 1 Schild, Drehzahlwechsel			1		50001 ~70000 50001 ~65000 (WG)	
2	62571-4712-0	Marque LABEL, S-CHANGE 1 Schild, Drehzahlwechsel	1	1		62581-18	50001 ~70000 50001 ~65000 (WG) C	
2	62571-4712-0	Marque LABEL, S-CHANGE 1 Schild, Drehzahlwechsel			1	1	62581-18 50001 ~70000 50001 ~65000 (WG) C	
3	61351-4716-0	Marque LABEL, S-CHANGE 2 Schild, Drehzahlwechsel	1		1		50001 ~70000 50001 ~65000 (WG)	
3	61354-4716-0	Marque LABEL, S-CHANGE 2 Schild, Drehzahlwechsel		1		1	50001 ~70000 50001 ~65000 (WG)	
4	62581-4814-0	Marque LABEL, CLUTCH Schild, Kupplung	1		1		50001 ~70000 50001 ~65000 (WG)	
4	62483-4814-0	Marque LABEL, CLUTCH Schild, Kupplung		1		1	50001 ~70000 50001 ~65000 (WG)	
5	13561-8715-0	Marque MARK, STOP Schild, Stop	1		1		50001 ~70000 50001 ~65000 (WG)	
5	61354-5552-0	Marque LABEL, ENGINE SWITCH Schild, Stop		1		1	50001 ~70000 50001 ~65000 (WG)	
6	61232-4812-0	Marque LABEL, BEL CHANGE Schild, Riemenwechsel	1		1		50001 ~70000 50001 ~65000 (WG)	
6	61113-4827-0	Marque LABEL, BEL CHANGE Schild, Riemenwechsel		1		1	50001 ~70000 50001 ~65000 (WG)	
7	61232-4814-0	Marque LABEL Schild	1		1		50001 ~70000 50001 ~65000 (WG)	
7	61113-4819-0	Marque LABEL Schild		1		1	50001 ~70000 50001 ~65000 (WG)	

FIG.12

MARQUE LANterne  
NAME PLATE  
BESCHRIFTUNG

(VIEUX TYPE)  
(OLD TYPE)  
(ALTER TYP)

[~70000  
~65000 (WG)]

[T750  
T850]

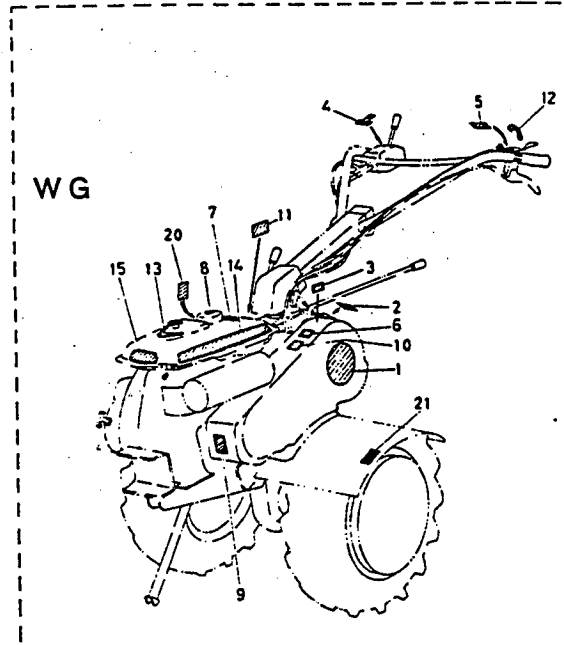
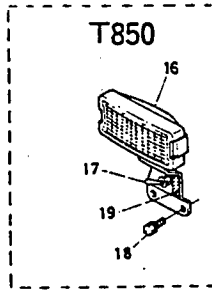
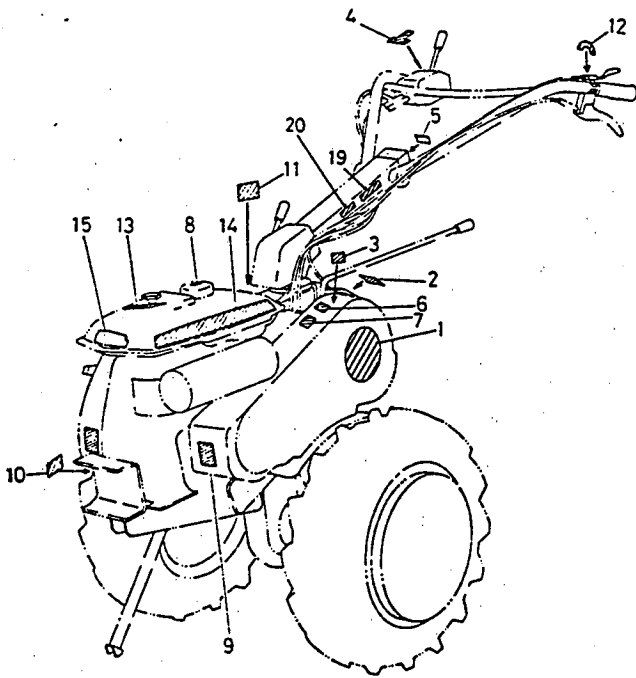


FIG.12

MARQUE LANTERNE  
NAME PLATE  
BESCHRIFTUNG

(VIEUX TYPE)  
(OLD TYPE)  
(ALTER TYP)

{ ~70000  
~65000 (WG) }

[T750]  
[T850]

REF. No. TEL Nr.	No. DE CODE CODE No. CODE NR.	DESCRIPTION BEZEICHNUNG	UNITE · UNIT · GERAT				INTERCHANGEABILITY AUSTAUSCHBARKEIT		REMARQUES REMARKS BEMERKUNGEN
			T750		T850		NUMERO DE REVISION REVISION No. REVISION-Nr.	NUMERO DE SERIE SERIAL No. SERIAL-Nr.	
			FR	WG	FR	WG			
8	61232-4815-0	Marque ----- LABEL, FUEL ----- Schild, Kraftstoff	1		1			50001 ~70000 50001 ~65000 (WG)	
8	61113-4815-0	Marque ----- LABEL, FUEL ----- Schild, Kraftstoff		1		1		50001 ~70000 50001 ~65000 (WG)	
9	61232-4818-0	Marque ----- LABEL ----- Schild	1					50001 ~70000 50001 ~65000 (WG)	
9	61232-4818-0	Marque ----- LABEL ----- Schild				1		50001 ~70000 50001 ~65000 (WG)	
9	61232-4818-2	Marque ----- LABEL ----- Schild	1				61232-68	50001 ~70000 50001 ~65000 (WG)	C
9	61232-4818-2	Marque ----- LABEL ----- Schild				1	61232-68	50001 ~70000 50001 ~65000 (WG)	C
9	13695-8831-0	Marque ----- LABEL ----- Schild		1		1		50001 ~70000 50001 ~65000 (WG)	
10	13907-8846-0	Marque ----- LABEL, FUEL FILTER ----- Schild, Kraftstofffilter	1		1			50001 ~70000 50001 ~65000 (WG)	
10	61113-4822-0	Marque ----- LABEL, FUEL FILTER ----- Schild, Kraftstofffilter		1		1		50001 ~70000 50001 ~65000 (WG)	
11	61232-4823-0	Marque ----- MARK, OIL INSPECTION ----- Schild, Ölinspektion	1	1	1	1		50001 ~70000 50001 ~65000 (WG)	
12	61232-4826-0	Marque ----- LABEL, THROTTLE ----- Schild, Gas	1	1	1	1		50001 ~70000 50001 ~65000 (WG)	
13	62571-4717-0	Marque ----- LABEL, FRONT ----- Schild, Front	1					~60003	
13	62571-4717-0	Marque ----- LABEL, FRONT ----- Schild, Front				1		~51073	
13	62581-4717-0	Marque ----- LABEL, FRONT ----- Schild, Front	1				62581-62	60004~	
13	62581-4717-0	Marque ----- LABEL, FRONT ----- Schild, Front				1	62581-62	60001~	C
13	61232-4829-0	Marque ----- LABEL, FRONT ----- Schild, Front		1		1		50001 ~70000 50001 ~65000 (WG)	

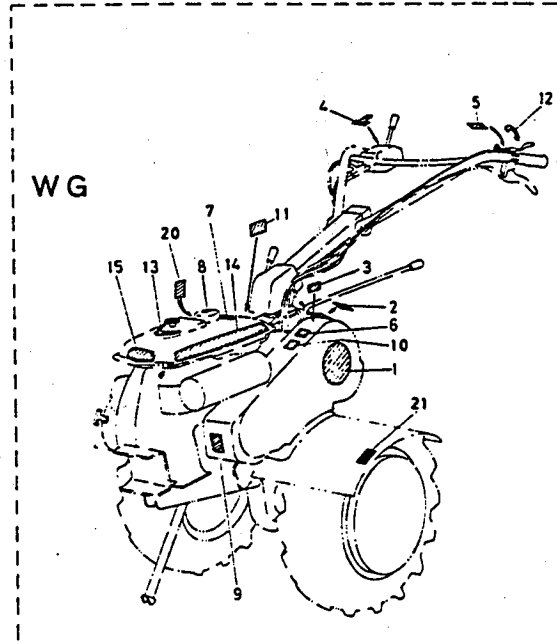
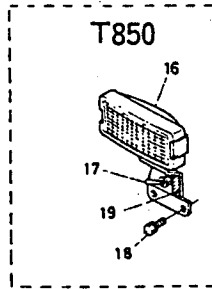
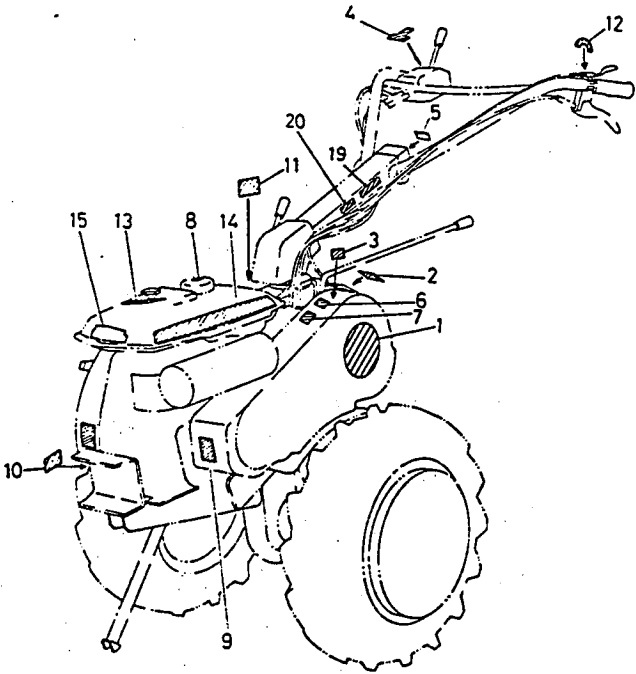
FIG.12

MARQUE LANTERNE  
NAME PLATE  
BESCHRIFTUNG

(VIEUX TYPE)  
(OLD TYPE)  
(ALTER TYP)

[~70000  
~65000 (WG)]

[T750  
T850]



**FIG.12** MARQUE LANterne  
NAME PLATE  
BESCHRIFTUNG

(VIEUX TYPE)  
(OLD TYPE)  
(ALTER TYP)

{ ~70000  
~65000 (WG) }

{ T750  
T850 }

REF. No. TEIL Nr.	No. DE CODE CODE No. CODE NR.	DESCRIPTION BEZEICHNUNG	UNITÉ · UNIT · GERÄT				INTERCHANGEABILITE INTERCHANGEABILITY AUSTAUSCHBARKEIT		REMARQUES REMARKS BEMERKUNGEN
			T750		T850		NUMERO DE REVISION REVISION No. REVISION-Nr.	NUMERO DE SERIE SERIAL No. SERIAL-Nr.	
			FR	WG	FR	WG			
14	62571-4718-0	Marque LABEL, SIDE Schild, Seite	2					~60003	
14	62571-4718-0	Marque LABEL, SIDE Schild, Seite			2			~51073	
14	62583-4718-0	Marque LABEL, SIDE Schild, Seite	2				62581-63	60004~ 70000	C
14	62583-4718-0	Marque LABEL, SIDE Schild, Seite			2		62581-63	60001~ 70000	C
14	62583-4718-0	Marque LABEL, SIDE Schild, Seite		2		2		50001 ~70000 50001 ~65000 (WG)	
15	61232-4828-0	Marque, KUBOTA LABEL, KUBOTA Schild, KUBOTA	1	1	1	1		50001 ~70000 50001 ~65000 (WG)	
16	62331-5510-0	Complet Lanterne ASSY LAMP Teilesatz, lampe			1	1		50001 ~70000 50001 ~65000 (WG)	
17	14992-6920-0	Complet Interrupteur ASSY, SWITCH LAMP Schaltersatz, lampe			1	1		50001 ~70000 50001 ~65000 (WG)	
17	62571-5515-0	Complet Interrupteur ASSY, SWITCH LAMP Schaltersatz, lampe			1	1	62331-10	50001 ~70000 50001 ~65000 (WG)	C
18	01123-50816	Vis BOLT Schraube			2	2		50001 ~70000 50001 ~65000 (WG)	
19	61351-4816-0	Marque LABEL Schild			1			50001 ~70000 50001 ~65000 (WG)	
19	62332-4841-0	Marque LABEL Schild				1		50001 ~70000 50001 ~65000 (WG)	
20	61351-4721-0	Marque LABEL Schild	1		1		61351-65	60001~ 70000	A
20	61113-4826-0	Marque LABEL Schild		1		1	61351-65	60001~ 65000	A
21	61113-4828-0	Marque LABEL Schild		2		2		50001 ~70000 50001 ~65000 (WG)	

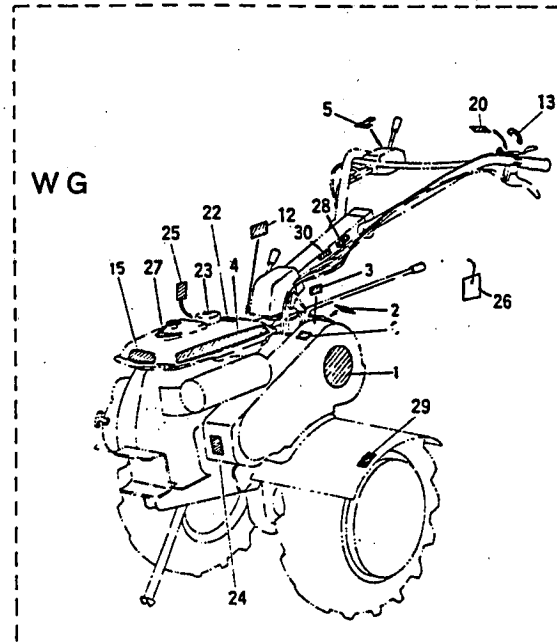
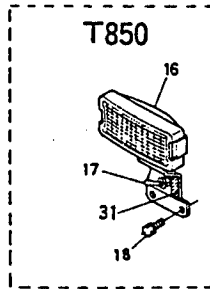
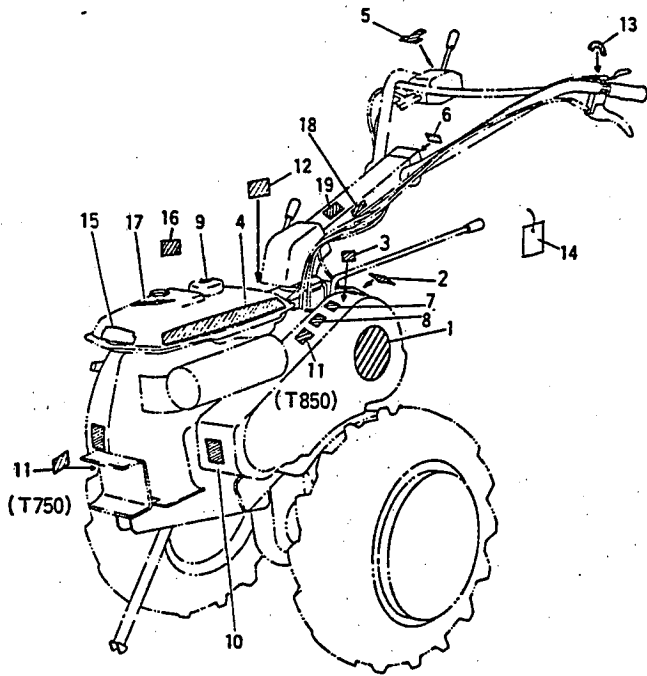
FIG.12

MARQUE LANTERNE  
NAME PLATE  
BESCHRIFTUNG

(NEUF TYPE)  
(NEW TYPE)  
(NEUER TYP)

[70001~  
65001 (WG)~]

[T750-D]  
[T850-D]



**FIG.12** MARQUE LANTERNE  
 NAME PLATE  
 BESCHRIFTUNG

 (NEUF TYPE)  
 (NEW TYPE)  
 (NEUER TYP)

 [70001~  
 65001 (WG)~]

 [T750-D]  
 [T850-D]

REF. No. TEL Nr.	No. DE CODE CODE No. CODE NR.	DESCRIPTION BEZEICHNUNG	UNITÉ.UNIT.GERÄT						INTERCHANGEABILITE INTERCHANGEABILITY AUSTAUSCHBARKEIT		REMARQUES REMARKS BEMERKUNGEN
			T750-D			T850-D			NUMERO DE REVISION REVISION No. REVISION-Nr.	NUMERO DE SERIE SERIAL No. SERIAL-Nr.	
			FR	WG	HO	FR	WG				
1	62581-4811-0	Marque MARK, FOME Schild, Form	1	1	1				70001~ 65001 (WG)~		
1	62331-4811-0	Marque MARK, FOME Schild, Form					1	1		70001~ 65001 (WG)~	
2	61351-4716-0	Marque LABEL, S-CHANGE 2 Schild, drehzahlwechsel	1		1	1				70001~ 65001 (WG)~	
2	61354-4716-0	Marque LABEL, S-CHANGE 2 Schild, drehzahlwechsel		1				1		70001~ 65001 (WG)~	
3	62671-4716-0	Marque MARK, LEVER GUIDE Schild	1	1	1	1	1			70001~ 65001 (WG)~	
4	62583-4718-0	Marque SIDE, LABEL Schild, seite	2	2	2	2	2			70001~ 65001 (WG)~	
5	62581-4814-0	Marque LABEL, CLUTCH Schild, kupplung	1		1	1				70001~ 65001 (WG)~	
5	62483-4814-0	Marque LABEL, CLUTCH Schild, kupplung		1				1		70001~ 65001 (WG)~	
6	13561-8715-0	Marque MARK, STOP Schild, stop	1		1	1				70001~ 65001 (WG)~	
7	61232-4812-0	Marque LABEL BEL CHANGE Schild, riemenwechsel	1		1	1				70001~ 65001 (WG)~	
8	61232-4814-0	Marque LABEL Schild	1		1	1				70001~ 65001 (WG)~	
9	61232-4815-0	Marque LABEL, FUEL Schild, kraftstoff	1		1	1				70001~ 65001 (WG)~	
10	61232-4818-0	Marque LABEL Schild	1		1	1				70001~ 65001 (WG)~	
11	13907-8846-0	Marque LABEL, FUEL FILTER Schild, kraftstoff filter	1		1	1				70001~ 65001 (WG)~	
12	61232-4823-0	Marque MARK, OIL INSPECTION Schild, ölinspektion	1	1	1	1	1			70001~ 65001 (WG)~	
13	61232-4826-0	Marque LABEL, THROTTLE Schild, gas	1	1	1	1	1			70001~ 65001 (WG)~	

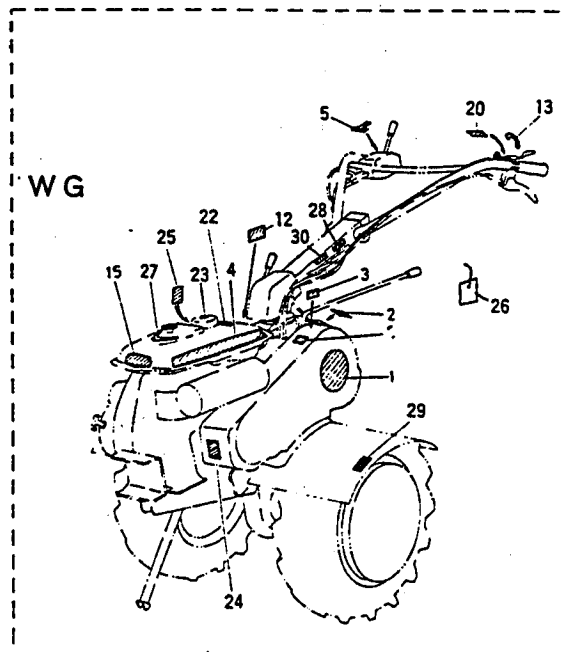
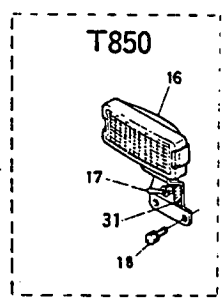
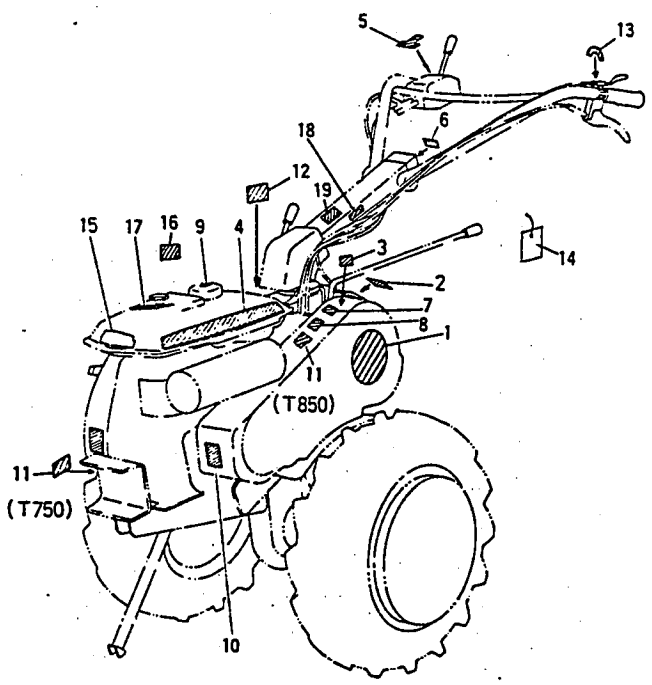
 FR:France    WG:Allemagne    HO:Hong Kong  
 FR:France    WG:West Germany    HO:Hong Kong  
 FR:Frankreich    WG:Westdeutschland    HO:Hong Kong

FIG.12 MARQUE LANTERNE  
NAME PLATE  
BESCHRIFTUNG

(NEUF TYPE)  
(NEW TYPE)  
(NEUER TYP)

[70001~  
65001 (WG)~]

[T750-D]  
[T850-D]





**FIG.12** MARQUE LANTERNE  
NAME PLATE  
BESCHRIFTUNG

(NEUF TYPE)  
(NEW TYPE)  
(NEUER TYP)

{ 70001 ~  
65001 (WG) ~ }

{ T750-D  
T850-D }

REF. No. TEIL Nr.	No. DE CODE CODE No. CODE NR.	DESCRIPTION BEZEICHNUNG	UNITÉ.UNIT.GERÄT					INTERCHANGEABILITE INTERCHANGEABILITY AUSTAUSCHBARKEIT		REMARQUES REMARKS BEMERKUNGEN
			T750-D			T850-D		NUMERO DE REVISION REVISION No. REVISION-Nr.	NUMERO DE SERIE SERIAL No. SERIAL-Nr.	
			FR	WG	HO	FR	WG			
14	61232-4832-0	Marque ----- LABEL ----- Schild	1		1	1			70001 ~ 65001 (WG) ~	
15	61232-4828-0	Marque, KUBOTA ----- LABEL, KUBOTA ----- Schild, KUBOTA	1	1	1	1	1		70001 ~ 65001 (WG) ~	
16	13907-8828-0	Marque ----- LABEL ----- Schild				1	1		70001 ~ 65001 (WG) ~	
17	62581-4717-0	Marque ----- LABEL, FRONT ----- Schild, front	1		1	1			70001 ~ 65001 (WG) ~	
18	61351-4816-0	Marque ----- LABEL ----- Schild	1		1	1	1		70001 ~ 65001 (WG) ~	
19	61471-4821-0	Marque ----- LABEL ----- Schild	1		1	1			70001 ~ 65001 (WG) ~	
20	61354-5552-0	Marque ----- LABEL, ENGINE SWITCH ----- Schild, stop		1			1		70001 ~ 65001 (WG) ~	
21	61113-4827-0	Marque ----- LABEL, BEL CHANGE ----- Schild, riemenwechsel		1			1		70001 ~ 65001 (WG) ~	
22	61113-4819-0	Marque ----- LABEL ----- Schild		1			1		70001 ~ 65001 (WG) ~	
23	61113-4815-0	Marque ----- LABEL, FUEL ----- Schild, kraftstoff		1			1		70001 ~ 65001 (WG) ~	
24	13695-8831-0	Marque ----- LABEL, OIL ----- Schild		1			1		70001 ~ 65001 (WG) ~	
25	61113-4822-0	Marque ----- LABEL, FUEL FILTER ----- Schild, kraftstoff filter		1			1		70001 ~ 65001 (WG) ~	
26	61113-4821-0	Marque ----- LABEL ----- Schild		1			1		70001 ~ 65001 (WG) ~	
27	61232-4829-0	Marque ----- LABEL, FRONT ----- Schild, front		1			1		70001 ~ 65001 (WG) ~	
28	62583-4721-0	Marque LBG ----- LABEL, LBG ----- Schild, LBG		1			1		70001 ~ 65001 (WG) ~	
29	61113-4828-0	Marque ----- LABEL ----- Schild		1			2		70001 ~ 65001 (WG) ~	

M06-L

FIG.12 MARQUE LANterne  
NAME PLATE  
BESCHRIFTUNG

(VIEUX TYPE)  
(OLD TYPE)  
(ALTER TYP)

[~70000  
~65000(WG)]

[T750-D]  
[T850-D]

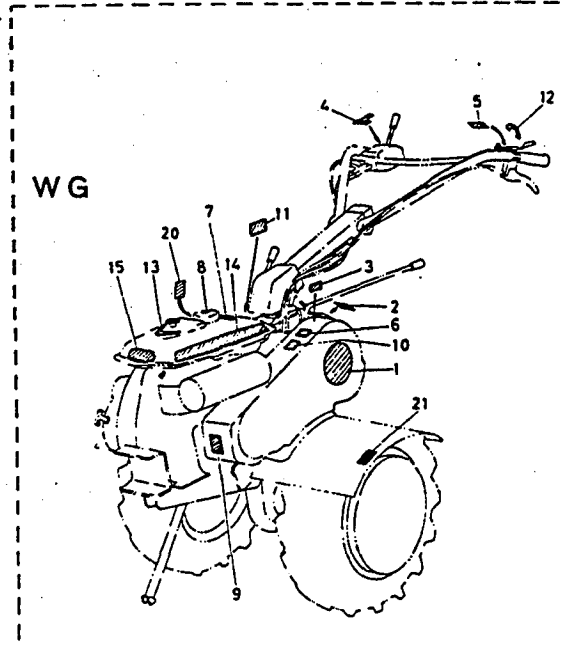
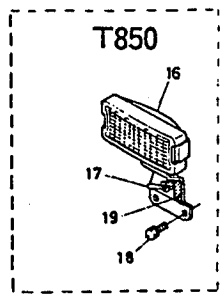
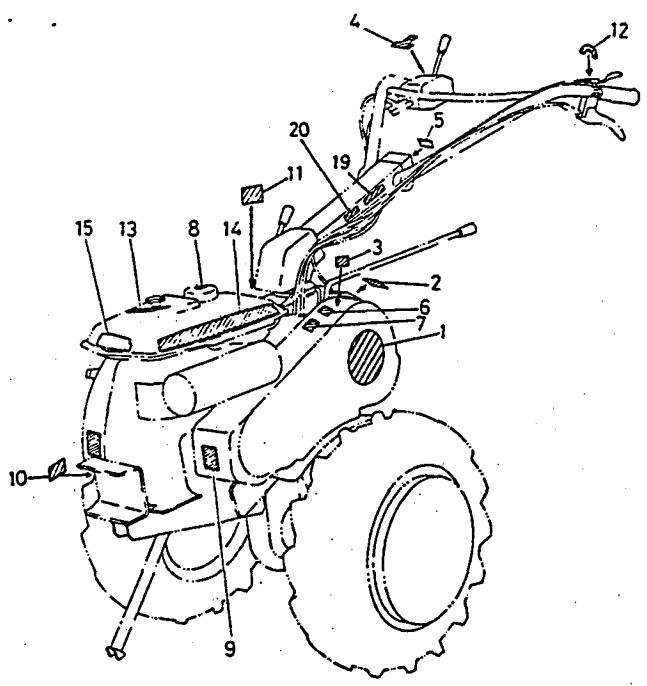




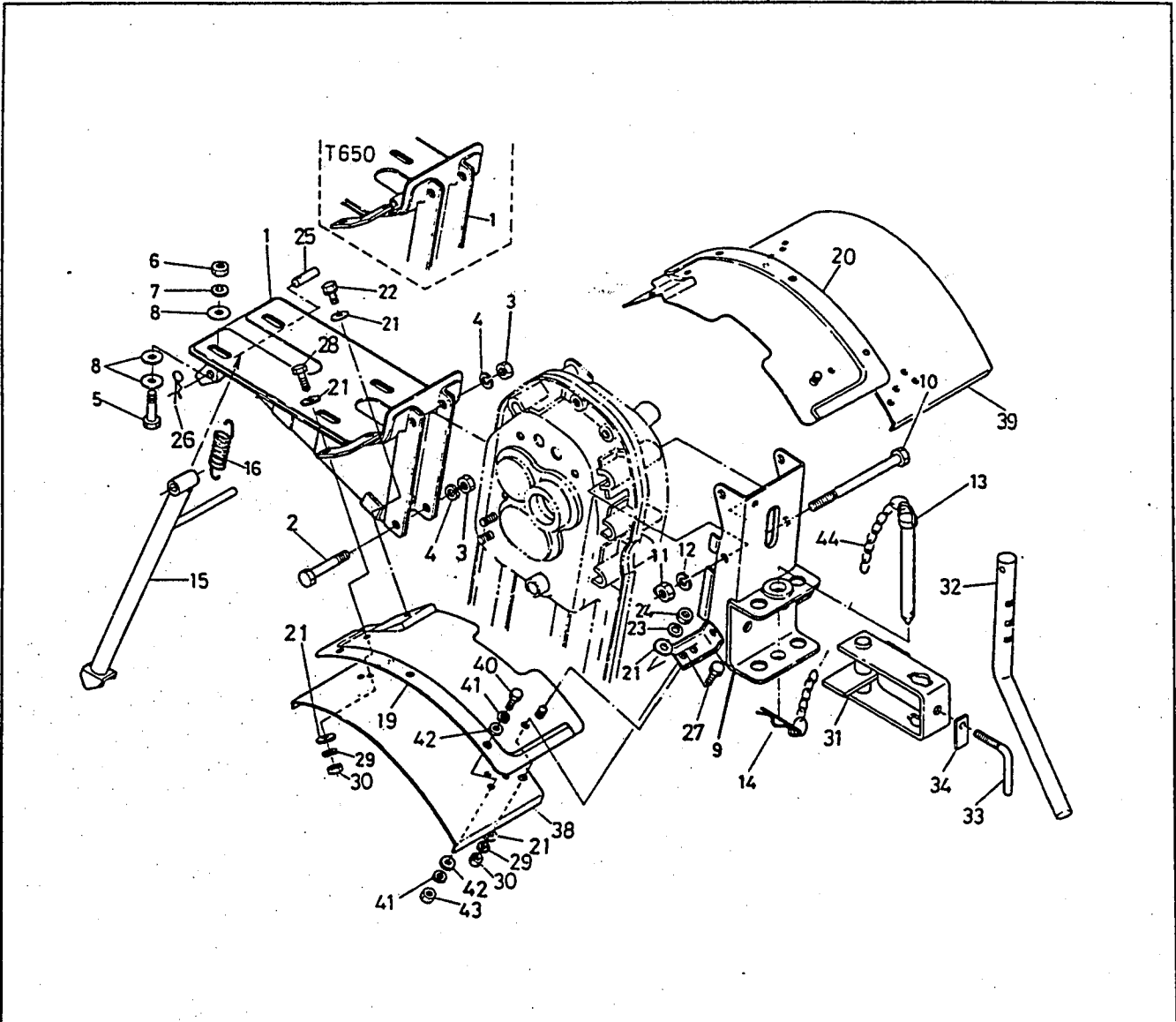
FIG.13

SUPPORT MOTEUR  
FRONT FRAME  
MOTORLAGERUNG

(VIEUX TYPE)  
(OLD TYPE)  
(ALTER TYP)

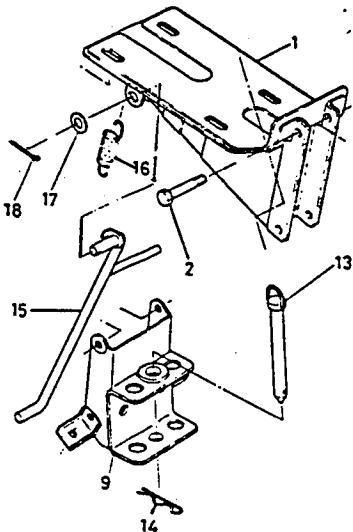
[~70000  
~65000 (WG)]

[T450]  
[T550]  
[T650]

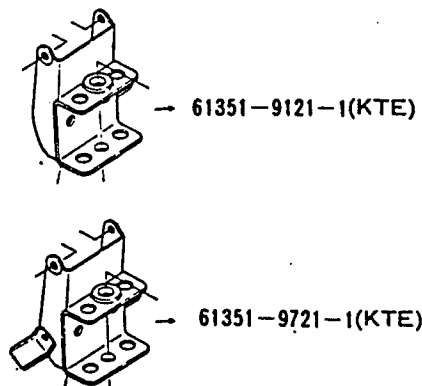


REF. No., TEIL Nr.

- |                |                |
|----------------|----------------|
| ① 61321-5111-0 | ⑬ 05576-55000  |
| ② 61321-5211-0 | ⑭ 61321-5212-0 |
| ③ 61061-5213-0 | ⑮ 04011-50120  |
|                | ⑯ 05515-51200  |



REF. No.⑨, TEIL Nr.⑨



**FIG.13** SUPPORT MOTEUR  
FRONT FRAME  
MOTORLAGERUNG

(VIEUX TYPE)  
(OLD TYPE)  
(ALTER TYP)

{ ~70000  
~65000 (WG) }

[T450]  
[T550]  
[T650]

REF. No. TEIL Nr.	No. DE CODE CODE No. CODE NR.	DESCRIPTION BEZEICHNUNG	UNITÉ · UNIT · GERÄT									INTERCHANGEABILITE INTERCHANGEABILITY AUSTAUSCHBARKEIT		REMARQUES REMARKS BEMERKUNGEN		
			T450			T550			T650			NUMERO DE REVISION REVISION-Nr.	NUMERO DE SERIE SERIAL No. SERIAL-Nr.			
			FR	WG	UK	SW	SP	FR	WG	SP	FR				WG	
1	61321-5111-0	Support moteur complet COMP FRAME, FRONT Lagerbock	1			1									~50272	
1	61321-5111-0	Support moteur complet COMP FRAME, FRONT Lagerbock							1						~51442	
1	61325-5111-0	Support moteur complet COMP FRAME, FRONT Lagerbock	1			1							61321-162	50001 ~51622 50001 ~50050 (WG)	C	
1	61325-5111-0	Support moteur complet COMP FRAME, FRONT Lagerbock							1				61321-162	50001 ~52542 50001 ~50110 (WG)	C	
1	61354-5111-4	Support moteur complet COMP FRAME, FRONT Lagerbock	1	1	1	1	1						61351-67	60001 ~70000 60001 ~65000 (WG)	C	
1	61354-5111-4	Support moteur complet COMP FRAME, FRONT Lagerbock							1	1	1		61351-67	60001 ~70000 60001 ~65000 (WG)	C	
1	61354-5111-5	Support moteur complet COMP FRAME, FRONT Lagerbock	1	1	1	1	1						61213-68	60001 ~70000 60001 ~65000 (WG)	C	
1	61354-5111-5	Support moteur complet COMP FRAME, FRONT Lagerbock							1	1	1		61213-68	60001 ~70000 60001 ~65000 (WG)	C	
1	61361-5111-0	Support moteur complet COMP FRAME, FRONT Lagerbock									1			~50702	C	
1	61361-5111-4	Support moteur complet COMP FRAME, FRONT Lagerbock									1		61351-45	50703 ~50902	C	
1	61361-5111-5	Support moteur complet COMP FRAME, FRONT Lagerbock									1		61351-59	50903 ~51342	C	
1	61364-5111-4	Support moteur complet COMP FRAME, FRONT Lagerbock									1		61361-115	60005 ~70000	C	
1	61364-5111-5	Support moteur complet COMP FRAME, FRONT Lagerbock									1		61213-67	60005 ~70000	C	
1	61364-5111-6	Support moteur complet COMP FRAME, FRONT Lagerbock									1		61213-70	60005 ~70000	C	
2	01173-51055	Boulon BOLT Schraube	1			1	1							~50882		
2	01173-51055	Boulon BOLT Schraube							1					~51602		

FR:France WG:Allemagne UK:Augleterre SW:Suisse SP:Espagne  
FR:France WG:West Germany UK:United Kingdom SW:Switzerland SP:Spain  
FR:Frankreich WG:Westdeutschland UK:Großbritannien SW:Schweiz SP:Spanien

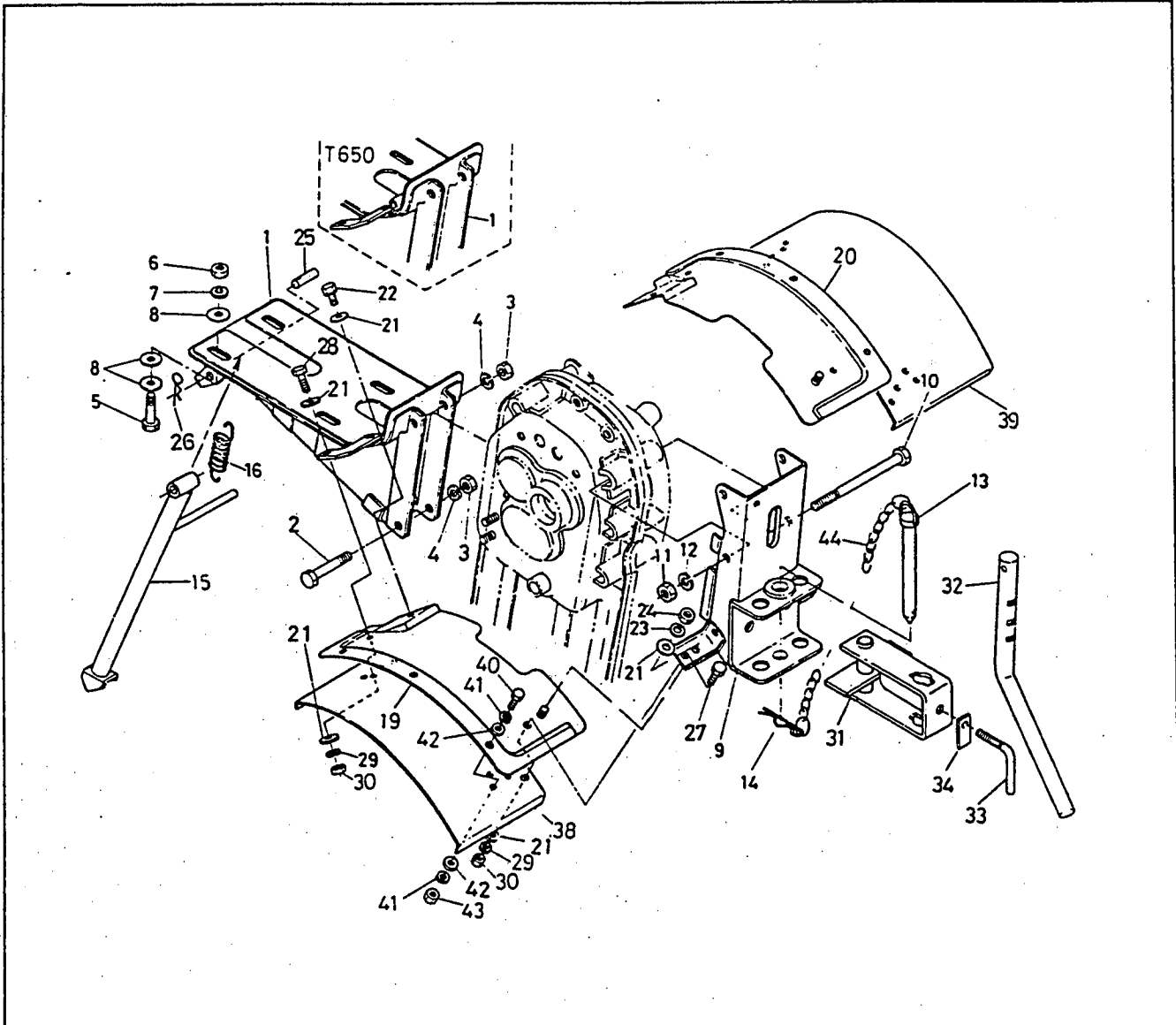
FIG.13

SUPPORT MOTEUR  
FRONT FRAME  
MOTORLAGERUNG

(VIEUX TYPE)  
(OLD TYPE)  
(ALTER TYP)

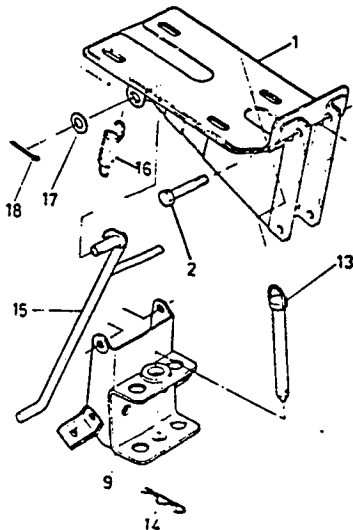
[~70000  
~65000 (WG)]

[T450]  
[T550]  
[T650]

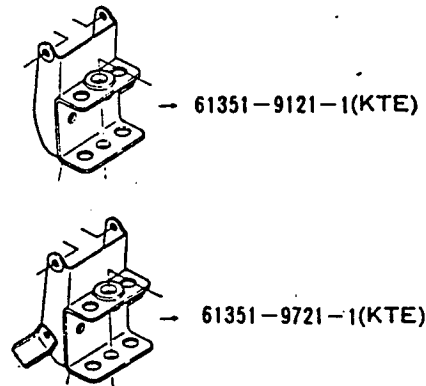


REF. No., TEIL Nr.

- |               |               |
|---------------|---------------|
| ①61321-5111-0 | ⑬05576-55000  |
| ⑨61321-5211-0 | ⑮61321-5212-0 |
| ⑬61061-5213-0 | ⑰04011-50120  |
|               | ⑱05515-51200  |



REF. No.⑨, TEIL Nr.⑨



## FIG.13 SUPPORT MOTEUR FRONT FRAME MOTORLAGERUNG

(VIEUX TYPE)  
(OLD TYPE)  
(ALTER TYP)

{ ~70000  
~65000 (WG) }

[T450]  
[T550]  
[T650]

REF. No. TEIL Nr.	No. DE CODE CODE No. CODE NR.	DESCRIPTION BEZEICHNUNG	UNITÉ · UNIT · GERÄT												INTERCHANGEABILITE INTERCHANGEABILITY AUSTAUSCHBARKEIT		REMARQUES REMARKS BEMERKUNGEN		
			T450					T550			T650		NUMERO DE REVISION REVISION No. REVISION-Nr.	NUMERO DE SERIE SERIAL No. SERIAL-Nr.					
			FR	WG	UK	SW	SP	FR	WG	SP	FR	WG							
2	01173-51055	Boulon BOLT Schraube													1			~51542	
2	61321-5112-0	Boulon BOLT Schraube	1	1	1	1	1										61321-188	50001 ~70000 50001 ~65000 (WG)	C
2	61321-5112-0	Boulon BOLT Schraube							1	1	1						61321-188	50001 ~70000 50001 ~65000 (WG)	C
2	61321-5112-0	Boulon BOLT Schraube											1	1			61321-188	50001 ~70000 50001 ~65000 (WG)	C
3	02118-50100	Ecrou NUT Mutter	2	2	2	2	2	2	2	2	2	2	2	2	2			50001 ~70000 50001 ~65000 (WG)	
4	04512-50100	Rondelle grower WASHER, SPRING Federring	2	2	2	2	2	2	2	2	2	2	2	2	2			50001 ~70000 50001 ~65000 (WG)	
5	01173-51035	Boulon BOLT Schraube	4		4	4												~50272	
5	01173-51035	Boulon BOLT Schraube							4									~51442	
5	01173-51035	Boulon BOLT Schraube												4				~51142	
5	01173-51040	Boulon BOLT Schraube	4	4	4	4	4										61321-129	50001 ~70000 50001 ~65000 (WG)	C
5	01173-51040	Boulon BOLT Schraube							4	4	4						61321-129	50001 ~70000 50001 ~65000 (WG)	C
5	01173-51040	Boulon BOLT Schraube											4	4			61321-129	50001 ~70000 50001 ~65000 (WG)	C
6	02118-50100	Ecrou NUT Mutter	4	4	4	4	4	4	4	4	4	4	4	4	4			50001 ~70000 50001 ~65000 (WG)	
7	04512-50100	Rondelle grower WASHER, SPRING Federring	4	4	4	4	4	4	4	4	4	4	4	4	4			50001 ~70000 50001 ~65000 (WG)	
8	04013-50100	Rondelle WASHER, PLAIN Beilagscheibe	8		8	8												~50272	
8	04013-50100	Rondelle WASHER, PLAIN Beilagscheibe							8									~51442	

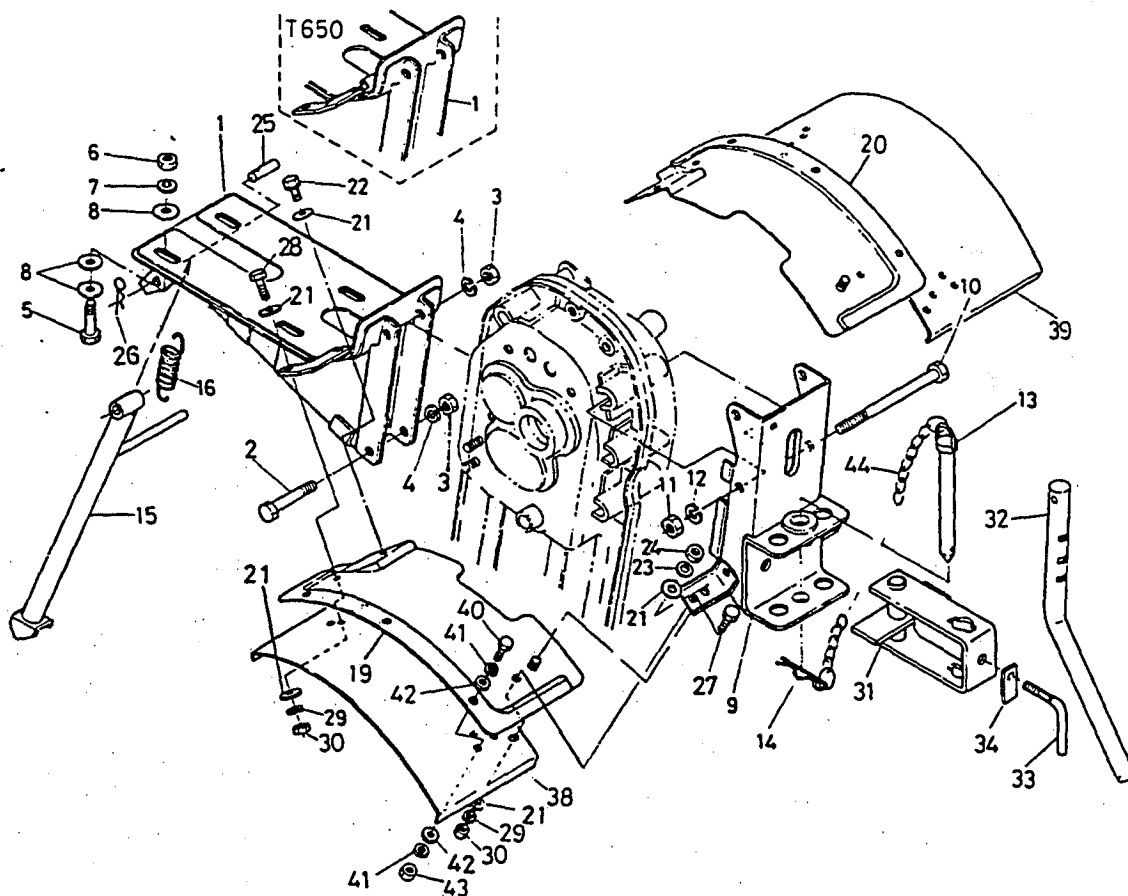
## FIG.13

SUPPORT MOTEUR  
FRONT FRAME  
MOTORLAGERUNG

(VIEUX TYPE)  
(OLD TYPE)  
(ALTER TYP)

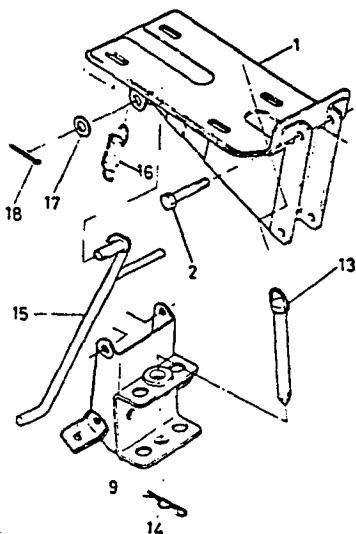
[~70000  
~65000 (WG)]

[T450]  
[T550]  
[T650]

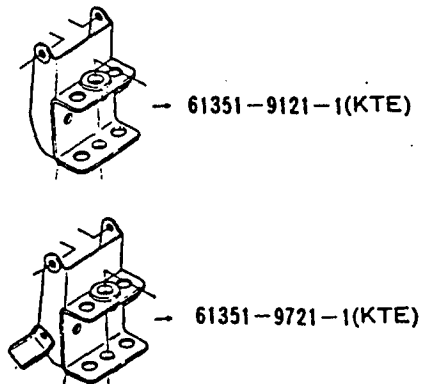


REF. No., TEIL Nr.

- |                |                |
|----------------|----------------|
| ① 61321-5111-0 | ④ 05576-55000  |
| ② 61321-5211-0 | ⑤ 61321-5212-0 |
| ③ 61061-5213-0 | ⑦ 04011-50120  |
|                | ⑧ 05515-51200  |



REF. No.⑨, TEIL Nr.⑨



61351-9121-1(KTE)

61351-9721-1(KTE)



**FIG.13** SUPPORT MOTEUR  
FRONT FRAME  
MOTORLAGERUNG

(VIEUX TYPE)  
(OLD TYPE) [~70000] (T450)  
(ALTER TYP) [~65000 (WG)] (T550)  
(T650)

REF. No. TEIL Nr.	No. DE CODE CODE No. CODE NR.	DESCRIPTION BEZEICHNUNG	UNITÉ · UNIT · GERÄT									INTERCHANGEABILITY INTERCHANGEABILITY AUSTAUSCHBARKEIT		REMARQUES REMARKS BEMERKUNGEN	
			T450			T550			T650			NUMERO DE REVISION REVISION No. REVISION-Nr.	NUMERO DE SERIE SERIAL No. SERIAL-Nr.		
			FR	WG	UK	SW	SP	FR	WG	SP	FR				WG
8	04013-50100	Rondelle WASHER, PLAIN Beilagscheibe										8		~50542	
8	04013-50100	Rondelle WASHER, PLAIN Beilagscheibe	12	12	12	12	12						61321-120	50001 ~70000 50001 ~65000 (WG)	C
8	04013-50100	Rondelle WASHER, PLAIN Beilagscheibe						12	12	12			61321-120	50001 ~70000 50001 ~65000 (WG)	C
8	04013-50100	Rondelle WASHER, PLAIN Beilagscheibe									12	12	61321-120	50001 ~70000 50001 ~65000 (WG)	C
9	61321-5211-0	Attelage complet COMP HITCH Kupplungs-beschlag	1		1	1								~50882	
9	61321-5211-0	Attelage complet COMP HITCH Kupplungs-beschlag						1						~51442	
9	61321-5211-0	Attelage complet COMP HITCH Kupplungs-beschlag									1			~51542	
9	61321-5213-0	Attelage complet COMP HITCH Kupplungs-beschlag	1		1	1							61321-173	50883 ~51192	C
9	61321-5213-0	Attelage complet COMP HITCH Kupplungs-beschlag						1					61321-173	51453 ~51802	C
9	61321-5213-0	Attelage complet COMP HITCH Kupplungs-beschlag									1		61321-173	51543 ~51792	C
9	61321-5213-4	Attelage complet COMP HITCH Kupplungs-beschlag	1		1	1							61321-197	51193 ~51622	C
9	61321-5213-4	Attelage complet COMP HITCH Kupplungs-beschlag						1					61321-197	51803 ~52542	C
9	61321-5213-4	Attelage complet COMP HITCH Kupplungs-beschlag									1		61321-197	51793 ~52542	C
9	61354-5213-4	Attelage complet COMP HITCH Kupplungs-beschlag	1	1	1	1	1						61213-117	60001 ~70000 60001 ~65000 (WG)	C
9	61354-5213-4	Attelage complet COMP HITCH Kupplungs-beschlag						1	1	1			61213-117	60001 ~70000 60001 ~65000 (WG)	C
9	61354-5213-4	Attelage complet COMP HITCH Kupplungs-beschlag									1	1	61213-117	60001 ~70000 60001 ~65000 (WG)	C

FR:France WG:Allemagne UK:Augletterre SW:Suisse SP:Espagne  
FR:France WG:West Germany UK:United Kingdom SW:Switzerland SP:Spain  
FR:Frankreich WG:Westdeutschland UK:Großbritannien SW:Schweiz SP:Spanien

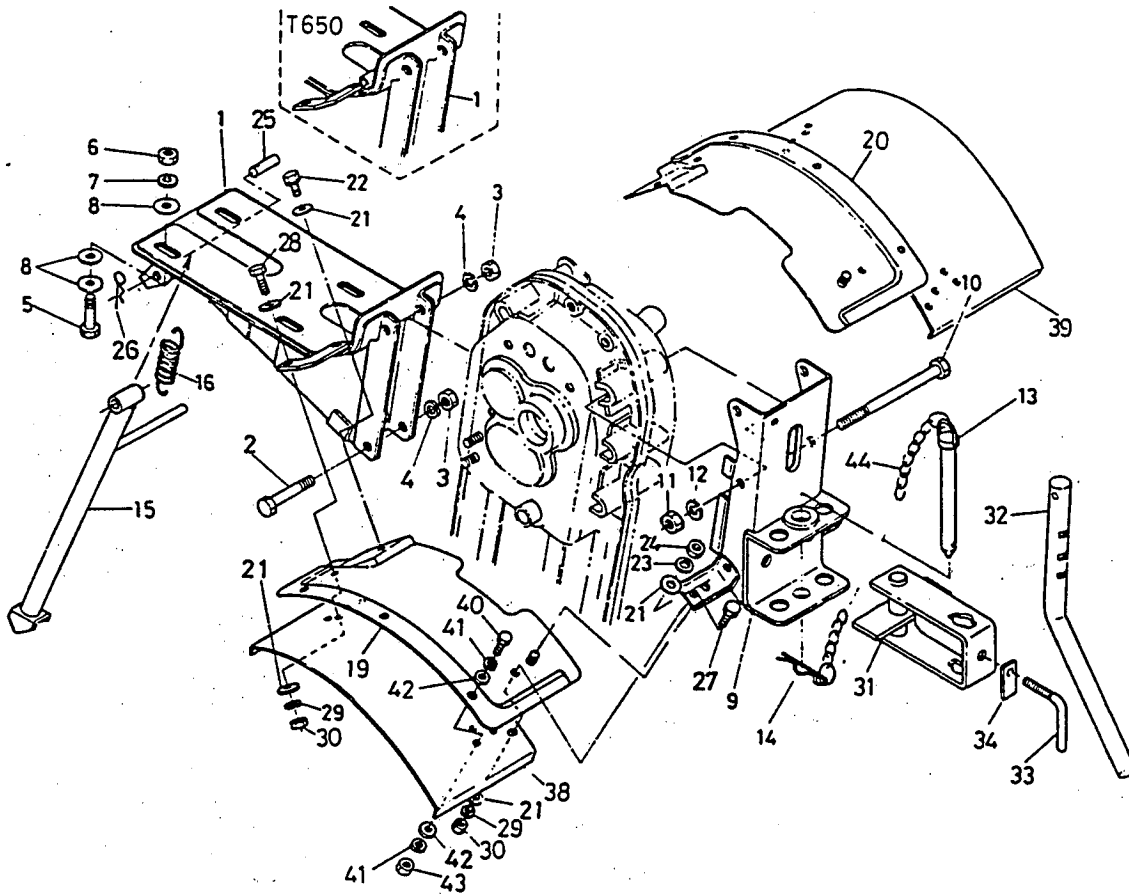
FIG.13

SUPPORT MOTEUR  
FRONT FRAME  
MOTORLAGERUNG

(VIEUX TYPE)  
(OLD TYPE)  
(ALTER TYP)

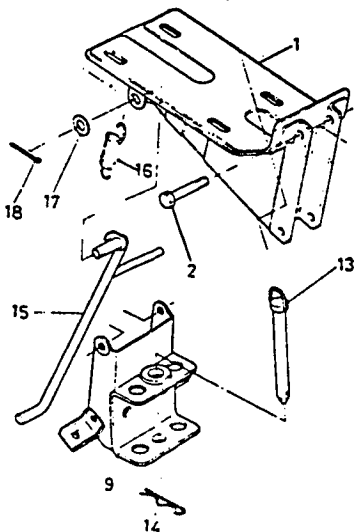
{ ~70000  
~65000 (WG) }

[T450]  
[T550]  
[T650]

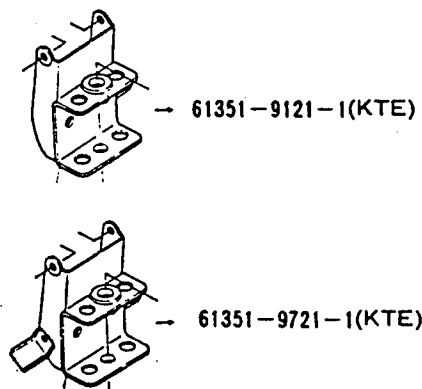


REF. No., TEIL Nr.

- |                |                |
|----------------|----------------|
| ① 61321-5111-0 | ⑬ 305576-55000 |
| ② 61321-5211-0 | ⑭ 61321-5212-0 |
| ③ 61061-5213-0 | ⑮ 04011-50120  |
|                | ⑯ 05515-51200  |



REF. No. ⑨, TEIL Nr. ⑨



## FIG.13 SUPPORT MOTEUR FRONT FRAME MOTORLAGERUNG

(VIEUX TYPE)  
(OLD TYPE)  
(ALTER TYP)

{ ~70000  
~65000 (WG) }

[T450]  
[T550]  
[T650]

REF. No. TEIL Nr.	No. DE CODE CODE No. CODE NR.	DESCRIPTION BEZEICHNUNG	UNITÉ · UNIT · GERÄT									INTERCHANGEABILITE INTERCHANGEABILITY AUSTAUSCHBARKEIT		REMARQUES REMARKS BEMERKUNGEN			
			T450					T550			T650		NUMERO DE REVISION REVISION No. REVISION-Nr.		SERIE SERIAL No. SERIAL-Nr.		
			FR	WG	UK	SW	SP	FR	WG	SP	FR	WG					
10	01173-51002	Boulon BOLT Schraube	2		2	2										~50882	
10	01173-51002	Boulon BOLT Schraube							2							~51442	
10	01173-51002	Boulon BOLT Schraube										2				~51542	
10	01173-51004	Boulon BOLT Schraube	2		2	2								61321-173	50883 ~70000	C	
10	01173-51004	Boulon BOLT Schraube						2						61321-173	51453 ~70000	C	
10	01173-51004	Boulon BOLT Schraube										2		61321-173	51543 ~70000	C	
10	61321-5223-0	Boulon BOLT Schraube	2	2	2	2	2							61321-187	50883 ~70000 50001 ~65000 (WG)	C	
10	61321-5223-0	Boulon BOLT Schraube						2	2	2				61321-187	51603 ~70000 50001 ~65000 (WG)	C	
10	61321-5223-0	Boulon BOLT Schraube									2	2		61321-187	51543 ~70000 50001 ~65000 (WG)	C	
11	02118-50100	Ecrou NUT Mutter	2	2	2	2	2	2	2	2	2	2			50001 ~70000 50001 ~65000 (WG)		
12	04512-50100	Rondelle grower WASHER, SPRING Federring	2	2	2	2	2	2	2	2	2	2			50001 ~70000 50001 ~65000 (WG)		
13	61061-5213-0	Cheville PIN, HITCH Kupplungsstift	1		1	1									~50272		
13	61061-5213-0	Cheville PIN, HITCH Kupplungsstift							1						~51442		
13	61061-5213-0	Cheville PIN, HITCH Kupplungsstift										1			~51292		
13	61232-5213-0	Cheville PIN, HITCH Kupplungsstift	1	1	1	1	1							61321-124	50001 ~70000 50001 ~65000 (WG)	C	
13	61232-5213-0	Cheville PIN, HITCH Kupplungsstift						1	1	1				61321-124	50001 ~70000 50001 ~65000 (WG)	C	

M11-L

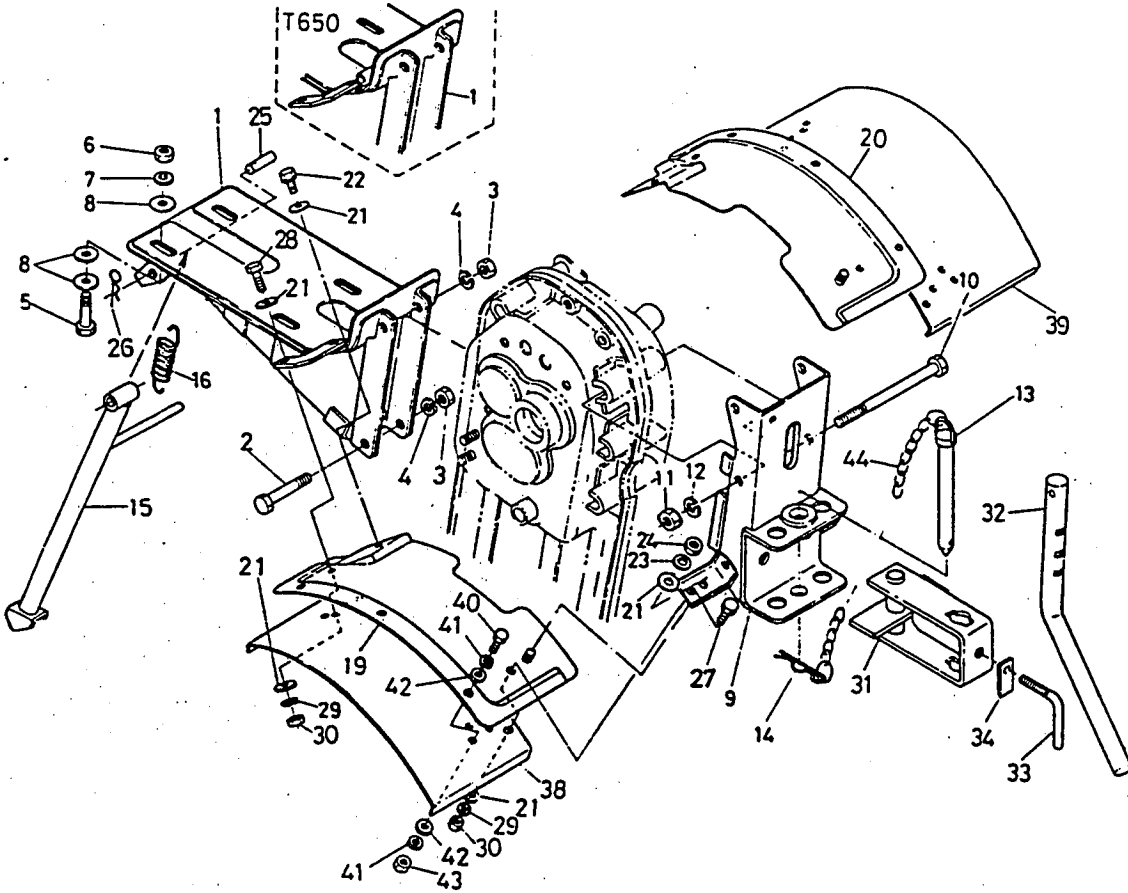
FIG.13

SUPPORT MOTEUR  
FRONT FRAME  
MOTORLAGERUNG

(VIEUX TYPE)  
(OLD TYPE)  
(ALTER TYP)

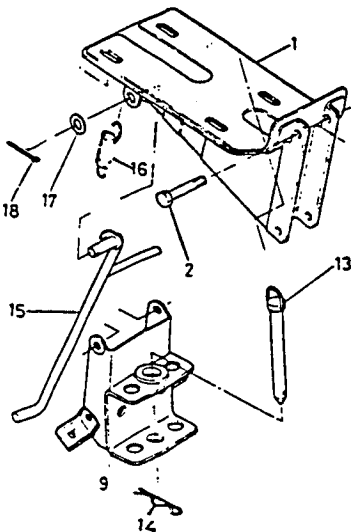
[~70000  
~65000 (WG)]

[T450]  
[T550]  
[T650]

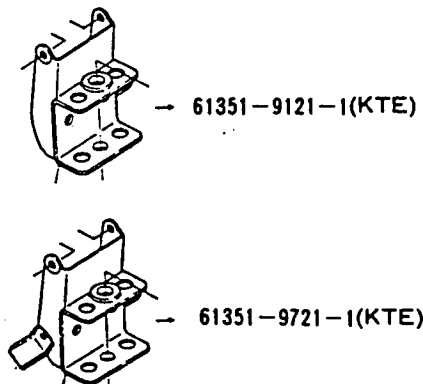


REF. No. TEIL Nr.

- |               |               |
|---------------|---------------|
| ①61321-5111-0 | ⑭05576-55000  |
| ②61321-5211-0 | ⑮61321-5212-0 |
| ③61061-5213-0 | ⑯04011-50120  |
|               | ⑰05515-51200  |



REF. No.⑨. TEIL Nr.⑨



## FIG.13 SUPPORT MOTEUR FRONT FRAME MOTORLAGERUNG

(VIEUX TYPE)  
(OLD TYPE)  
(ALTER TYP)

{ ~70000  
~65000 (WG) }

[T450]  
[T550]  
[T650]

REF. No. TEIL Nr.	No. DE CODE CODE No. CODE NR.	DESCRIPTION BEZEICHNUNG	UNITÉ · UNIT · GERÄT										INTERCHANGEABILITY AUSTAUSCHBARKEIT		REMARKS REMARKS BEMERKUNGEN			
			T450					T550			T650		NUMERO DE REVISION REVISION No. REVISION-Nr.	SERIE SERIAL No. SERIAL-Nr.				
			FR	WG	UK	SW	SP	FR	WG	SP	FR	WG						
13	61232-5213-0	Cheville ----- PIN, HITCH ----- Kupplungsstift														61321-124	50001 ~70000 50001 ~65000 (WG)	C
14	05516-51600	Goupille ----- PIN, SNAP ----- Sicherungsstift	1		1	1											~50272	
14	05516-51600	Goupille ----- PIN, SNAP ----- Sicherungsstift							1								~51442	
14	05516-51600	Goupille ----- PIN, SNAP ----- Sicherungsstift										1					~50542	
14	05515-51600	Goupille ----- PIN, SNAP ----- Sicherungsstift	1	1	1	1	1								61321-126	50001 ~70000 50001 ~65000 (WG)	C	
14	05515-51600	Goupille ----- PIN, SNAP ----- Sicherungsstift							1	1	1				61321-126	50001 ~70000 50001 ~65000 (WG)	C	
14	05515-51600	Goupille ----- PIN, SNAP ----- Sicherungsstift										1	1		61321-126	50001 ~70000 50001 ~65000 (WG)	C	
15	61321-5212-0	Bequille ----- STAND ----- Ständer	1		1	1										~50882		
15	61321-5212-0	Bequille ----- STAND ----- Ständer							1							~51602		
15	61321-5212-0	Bequille ----- STAND ----- Ständer										1				~51542		
15	61321-5212-4	Bequille ----- STAND ----- Ständer	1	1	1	1									61321-184	50001 ~51622 50001 ~50050 (WG)	C	
15	61321-5212-4	Bequille ----- STAND ----- Ständer							1	1					61321-184	50001 ~52542 50001 ~50110 (WG)	C	
15	61321-5212-4	Bequille ----- STAND ----- Ständer										1	1		61321-184	50001 ~52542 50001 ~50050 (WG)	C	
15	61361-5212-0	Bequille ----- STAND ----- Ständer	1	1	1	1	1								61361-126	60001 ~70000 60001 ~65000 (WG)	C	
15	61361-5212-0	Bequille ----- STAND ----- Ständer							1	1	1				61361-126	60001 ~70000 60001 ~65000 (WG)	C	
15	61361-5212-0	Bequille ----- STAND ----- Ständer										1	1		61361-126	60001 ~70000 60001 ~65000 (WG)	C	

M12-L

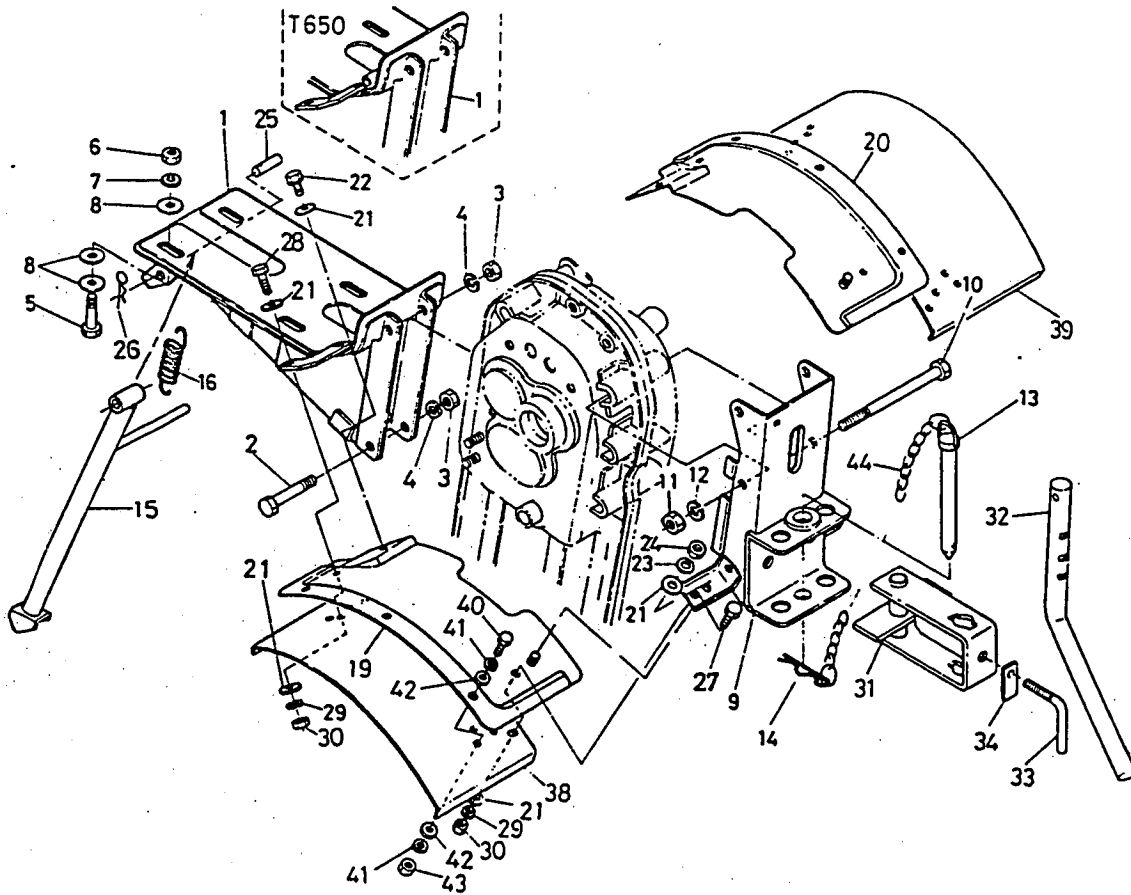
FIG.13

SUPPORT MOTEUR  
FRONT FRAME  
MOTORLAGERUNG

(VIEUX TYPE)  
(OLD TYPE)  
(ALTER TYP)

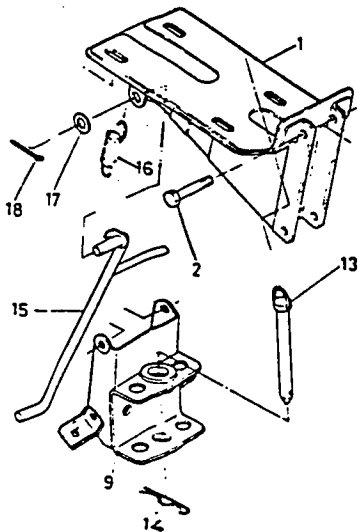
[~70000  
~65000(WG)]

[T450]  
[T550]  
[T650]

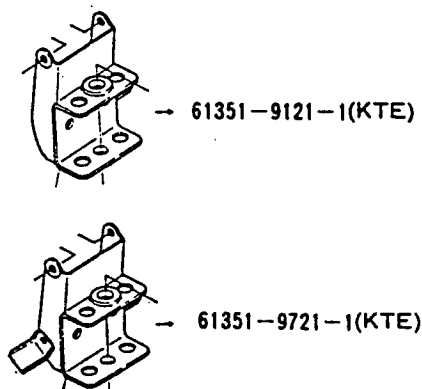


REF. No., TEIL Nr.

- ① 61321-5111-0      ⑭ 05576-55000
- ② 61321-5211-0      ⑮ 61321-5212-0
- ③ 61061-5213-0      ⑯ 04011-50120
- ⑰ 05515-51200



REF. No.⑨, TEIL Nr.⑨



**FIG.13** SUPPORT MOTEUR  
FRONT FRAME  
MOTORLAGERUNG

(VIEUX TYPE)  
(OLD TYPE)  
(ALTER TYP)

{ ~70000  
~65000 (WG) }

[T450]  
[T550]  
[T650]

REF. No. TEIL Nr.	No. DE CODE CODE No. CODE NR.	DESCRIPTION BEZEICHNUNG	UNITÉ · UNIT · GERÄT									INTERCHANGEABILITY AUSTAUSCHBARKEIT		REMARKS REMARKS BEMERKUNGEN		
			T450					T550			T650		NUMERO DE REVISION REVISION No. REVISION-Nr.		NUMERO DE SERIE SERIAL No. SERIAL-Nr.	
			FR	WG	UK	SW	SP	FR	WG	SP	FR	WG				
16	61041-5213-0	Ressort SPRING, STAND Feder	1	1	1	1	1	1	1	1	1			50001 ~70000 50001 ~65000 (WG)		
17	04011-50120	Rondelle WASHER, PLAIN Beilagscheibe	1	1	1	1							61361-126	~51622 ~50050 (WG)		
17	04011-50120	Rondelle WASHER, PLAIN Beilagscheibe						1	1				61361-126	~52542 ~50110 (WG)		
17	04011-50120	Rondelle WASHER, PLAIN Beilagscheibe									1	1	61361-126	~52542 ~50050 (WG)		
18	05515-51200	Epingle PIN, SNAP Sicherungsstift	1	1	1										~	
18	05515-51200	Epingle PIN, SNAP Sicherungsstift						1	1						~	
18	05515-51200	Epingle PIN, SNAP Sicherungsstift									1	1			~	
18	05511-50325	Epingle PIN, SPLIT Sicherungsstift	1	1	1									61321-39	50001 ~51662 50001 ~50050 (WG)	C
18	05511-50325	Epingle PIN, SPLIT Sicherungsstift						1	1					61321-39	50001 ~52542 50001 ~50110 (WG)	C
18	05511-50325	Epingle PIN, SPLIT Sicherungsstift									1	1		61351-126	50001 ~52542 50001 ~50050 (WG)	C
19	61321-5251-0	Defense (G) FENDER, LH Kotflügel links	1			1									~51622	
19	61321-5251-0	Defense (G) FENDER, LH Kotflügel links						1							~52542	
19	61321-5251-0	Defense (G) FENDER, LH Kotflügel links									1				~52542	
19	61354-5251-0	Defense (G) FENDER, LH Kotflügel links	1	1	1	1	1							61361-118	60001 ~70000 60001 ~65000 (WG)	C
19	61354-5251-0	Defense (G) FENDER, LH Kotflügel links						1	1	1				61361-118	60001 ~70000 60001 ~65000 (WG)	C
19	61354-5251-0	Defense (G) FENDER, LH Kotflügel links									1	1		61361-118	60001 ~70000 60001 ~65000 (WG)	C

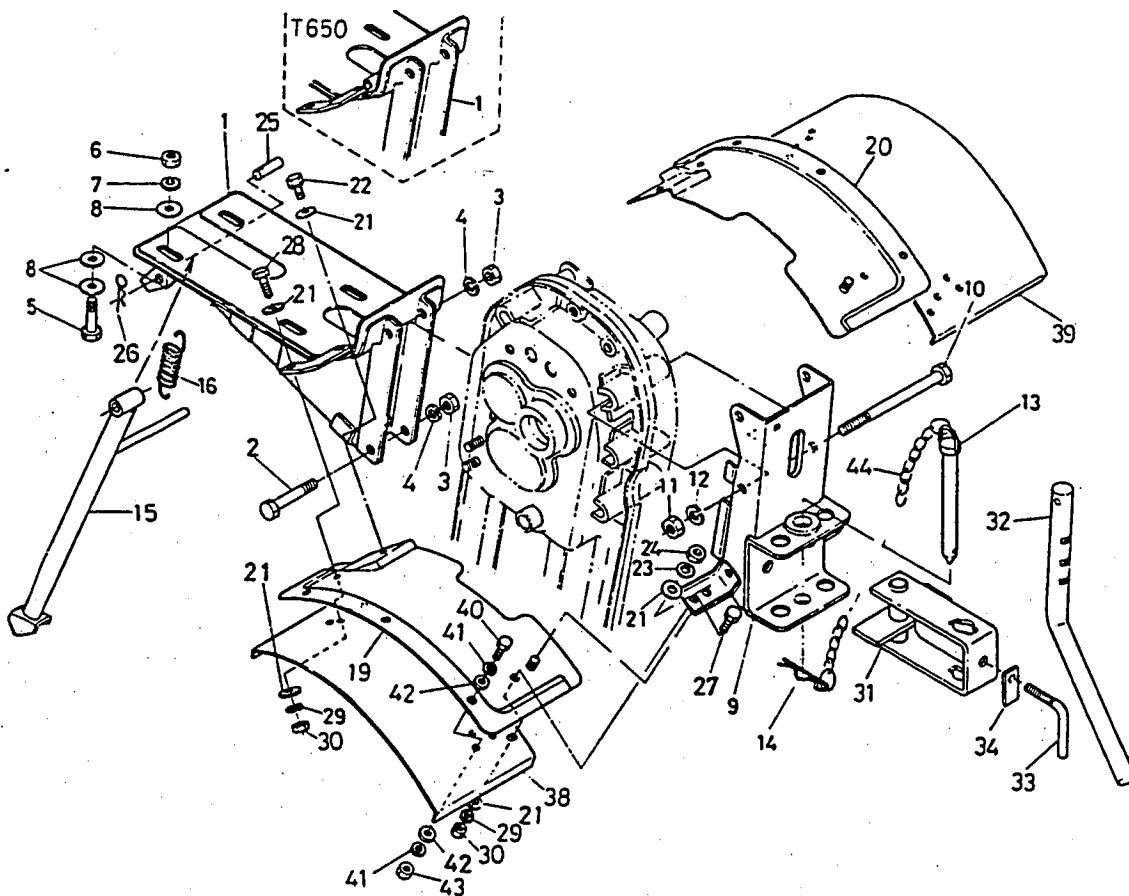
FR: France    WG: Allemagne    UK: Aughtletterre    SW: Suisse    SP: Espagne  
FR: France    WG: West Germany    UK: United Kingdom    SW: Switzerland    SP: Spain  
FR: Frankreich    WG: Westdeutschland    UK: Großbritannien    SW: Schweiz    SP: Spanien

**FIG.13** SUPPORT MOTEUR  
FRONT FRAME  
MOTORLAGERUNG

(VIEUX TYPE)  
(OLD TYPE)  
(ALTER TYP)

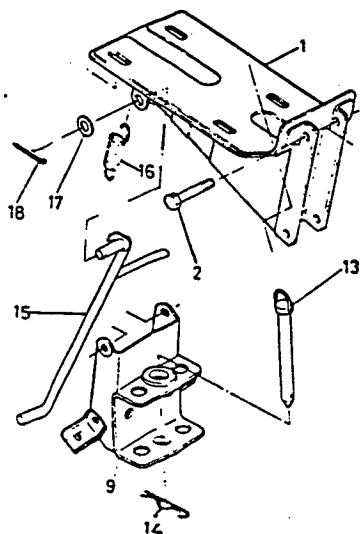
[~70000  
~65000 (WG)]

[T450]  
[T550]  
[T650]



REF. No., TEIL Nr.

- |               |               |
|---------------|---------------|
| ①61321-5111-0 | ④05576-55000  |
| ②61321-5211-0 | ⑤61321-5212-0 |
| ③61061-5213-0 | ⑦04011-50120  |
|               | ⑧05515-51200  |



REF. No.⑨, TEIL Nr.⑨

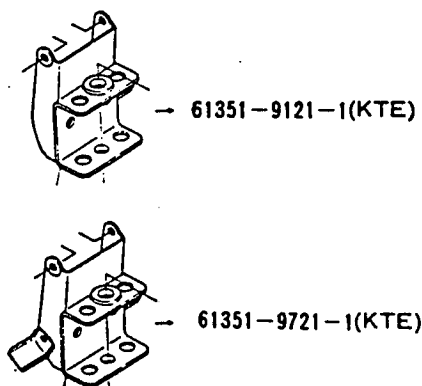




FIG.13

SUPPORT MOTEUR  
FRONT FRAME  
MOTORLAGERUNG

(VIEUX TYPE)  
(OLD TYPE)  
(ALTER TYP)

{ ~70000  
~65000 (WG) }

(T450)  
(T550)  
(T650)

REF. No. TEIL Nr.	No. DE CODE CODE No. CODE NR.	DESCRIPTION BEZEICHNUNG	UNITÉ · UNIT · GERÄT										INTERCHANGEABILITY AUSTAUSCHBARKEIT		REMARQUES REMARKS BEMERKUNGEN			
			T450					T550			T650		NUMERO DE REVISION REVISION-Nr.	NUMERO DE SERIE SERIAL No. SERIAL-Nr.				
			FR	WG	UK	SW	SP	FR	WG	SP	FR	WG						
20	61321-5252-0	Defense (D) FENDER, RH Kotflügel rechts	1			1											~51622	
20	61321-5252-0	Defense (D) FENDER, RH Kotflügel rechts								1							~52542	
20	61321-5252-0	Defense (D) FENDER, RH Kotflügel rechts												1			~52542	
20	61354-5252-0	Defense (D) FENDER, RH Kotflügel rechts	1	1	1	1	1								61361-119	60001 ~70000 60001 ~65000 (WG)	C	
20	61354-5252-0	Defense (D) FENDER, RH Kotflügel rechts								1	1	1			61361-119	60001 ~70000 60001 ~65000 (WG)	C	
20	61354-5252-0	Defense (D) FENDER, RH Kotflügel rechts											1	1	61361-119	60001 ~70000 60001 ~65000 (WG)	C	
21	04013-50080	Rondelle WASHER, PLAIN Beilagscheibe	2			2										~51622		
21	04013-50080	Rondelle WASHER, PLAIN Beilagscheibe								2						~52542		
21	04013-50080	Rondelle WASHER, PLAIN Beilagscheibe												2		~52542		
21	04013-50080	Rondelle WASHER, PLAIN Beilagscheibe	10	10	10	10	10								61361-118	60001 ~70000 60001 ~65000 (WG)	C	
21	04013-50080	Rondelle WASHER, PLAIN Beilagscheibe								10	10	10			61361-118	60001 ~70000 60001 ~65000 (WG)	C	
21	04013-50080	Rondelle WASHER, PLAIN Beilagscheibe											10	10	61361-118	60001 ~70000 60001 ~65000 (WG)	C	
22	01123-50814	Vis BOLT Schraube	2		2	2										~51622		
22	01123-50814	Vis BOLT Schraube								2						~52542		
22	01123-50814	Vis BOLT Schraube											2			~52542		
22	01123-50820	Vis BOLT Schraube	2	2	2	2	2								61361-118	60001 ~70000 60001 ~65000 (WG)	C	

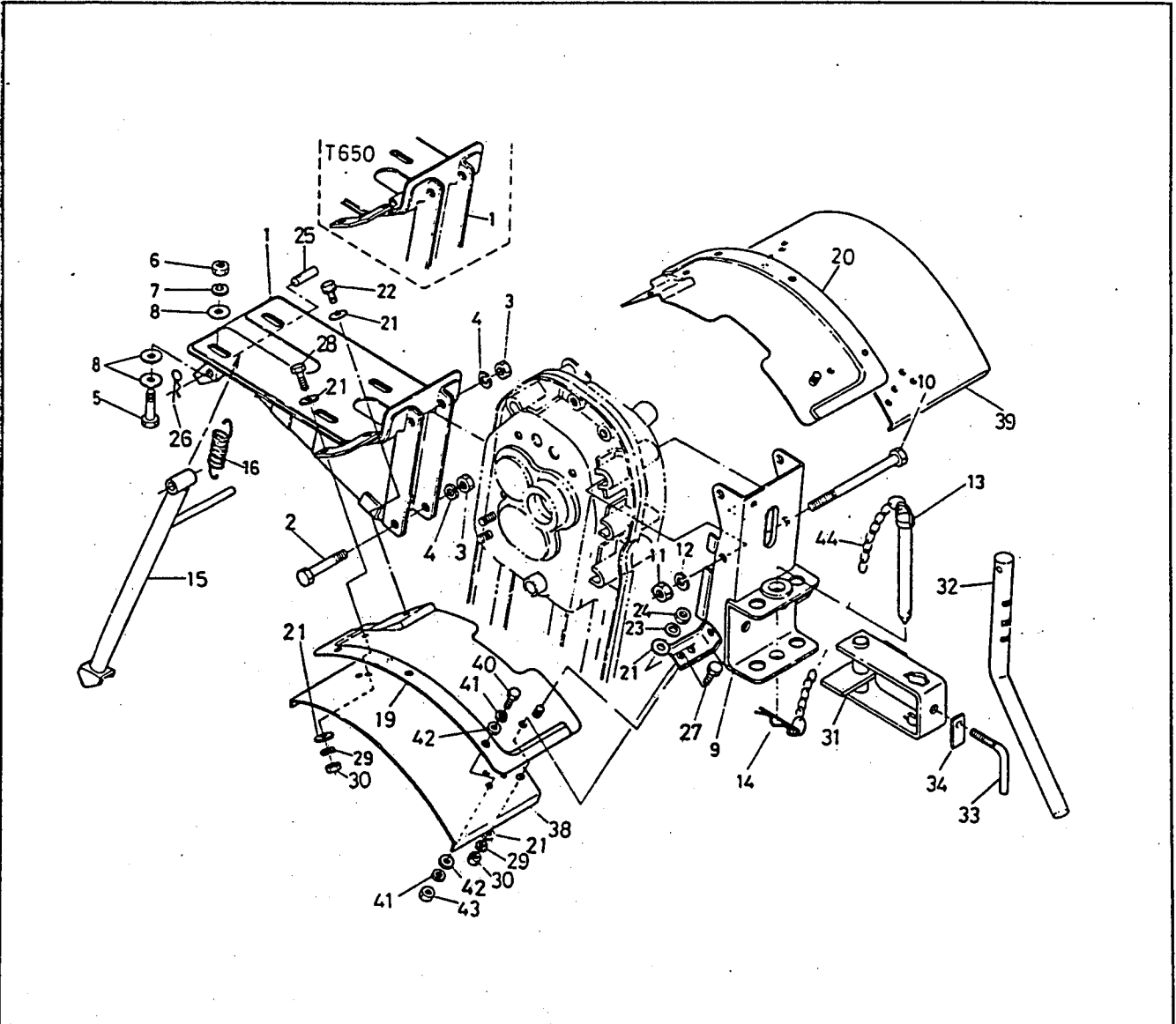
## FIG.13

SUPPORT MOTEUR  
FRONT FRAME  
MOTORLAGERUNG

(VIEUX TYPE)  
(OLD TYPE)  
(ALTER TYP)

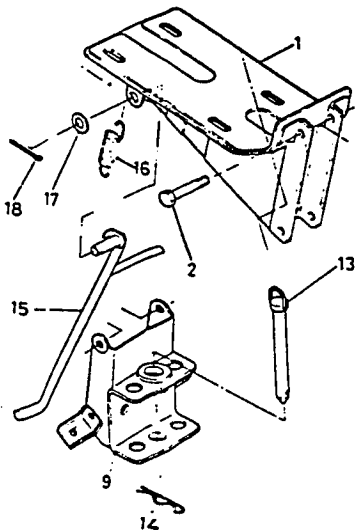
{ ~70000  
~65000 (WG) }

[T450]  
[T550]  
[T650]

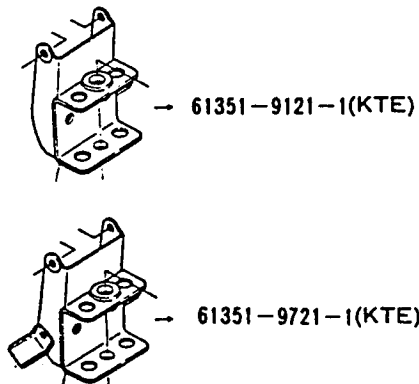


REF. No. TEIL Nr.

- |                |                |
|----------------|----------------|
| ① 61321-5111-0 | ⑭ 05576-55000  |
| ② 61321-5211-0 | ⑮ 61321-5212-0 |
| ③ 61061-5213-0 | ⑯ 04011-50120  |
|                | ⑰ 05515-51200  |



REF. No. ⑨, TEIL Nr. ⑨



## FIG.13

### SUPPORT MOTEUR FRONT FRAME MOTORLAGERUNG

(VIEUX TYPE)  
(OLD TYPE)  
(ALTER TYP)

{ ~70000  
~65000 (WG) }

{ T450  
T550  
T650 }

REF. No. TEIL Nr.	No. DE CODE CODE No. CODE NR.	DESCRIPTION BEZEICHNUNG	UNITÉ · UNIT · GERÄT										INTERCHANGEABILITY AUSTAUSCHBARKEIT		REMARQUES REMARKS BEMERKUNGEN			
			T450					T550			T650		NUMERO DE REVISION REVISION No. REVISION-Nr.	NUMERO DE SERIE SERIAL No. SERIAL-Nr.				
			FR	WG	UK	SW	SP	FR	WG	SP	FR	WG						
22	01123-50820	Vis BOLT Schraube							2	2	2					61361-118	60001 ~70000 60001 ~65000 (WG)	C
22	01123-50820	Vis BOLT Schraube												2	2	61361-118	60001 ~70000 60001 ~65000 (WG)	C
23	04512-50080	Rondelle grower WASHER, SPRING Federring	2	2	2	2	2	2	2	2	2						50001 ~70000 50001 ~65000 (WG)	
24	02114-50080	Ecrou NUT Mutter	2	2	2	2	2	2	2	2	2						50001 ~70000 50001 ~65000 (WG)	
25	62081-5119-0	Epingle PIN, STAND Sicherungsstift	1	1	1	1	1									61361-126	60001 ~70000 60001 ~65000 (WG)	A
25	62081-5119-0	Epingle PIN, STAND Sicherungsstift							1	1	1					61361-126	60001 ~70000 60001 ~65000 (WG)	A
25	62081-5119-0	Epingle PIN, STAND Sicherungsstift												1	1	61361-126	60001 ~70000 60001 ~65000 (WG)	A
26	05515-50800	Epingle PIN, SNAP Sicherungsstift	1	1	1	1	1									61361-126	60001 ~70000 60001 ~65000 (WG)	A
26	05515-50800	Epingle PIN, SNAP Sicherungsstift							1	1	1					61361-126	60001 ~70000 60001 ~65000 (WG)	A
26	05515-50800	Epingle PIN, SNAP Sicherungsstift												1	1	61361-126	60001 ~70000 60001 ~65000 (WG)	A
27	01150-50820	Boulon BOLT Schraube	2	2	2	2	2									61361-118	60001 ~70000 60001 ~65000 (WG)	A
27	01150-50820	Boulon BOLT Schraube							2	2	2					61361-118	60001 ~70000 60001 ~65000 (WG)	A
27	01150-50820	Boulon BOLT Schraube												2	2	61361-118	60001 ~70000 60001 ~65000 (WG)	A
28	01150-50828	Boulon BOLT Bolzen	2	2	2	2	2									61361-118	60001 ~70000 60001 ~65000 (WG)	A
28	01150-50828	Boulon BOLT Bolzen							2	2	2					61361-118	60001 ~70000 60001 ~65000 (WG)	A
28	01150-50828	Boulon BOLT Bolzen												2	2	61361-118	60001 ~70000 60001 ~65000 (WG)	A

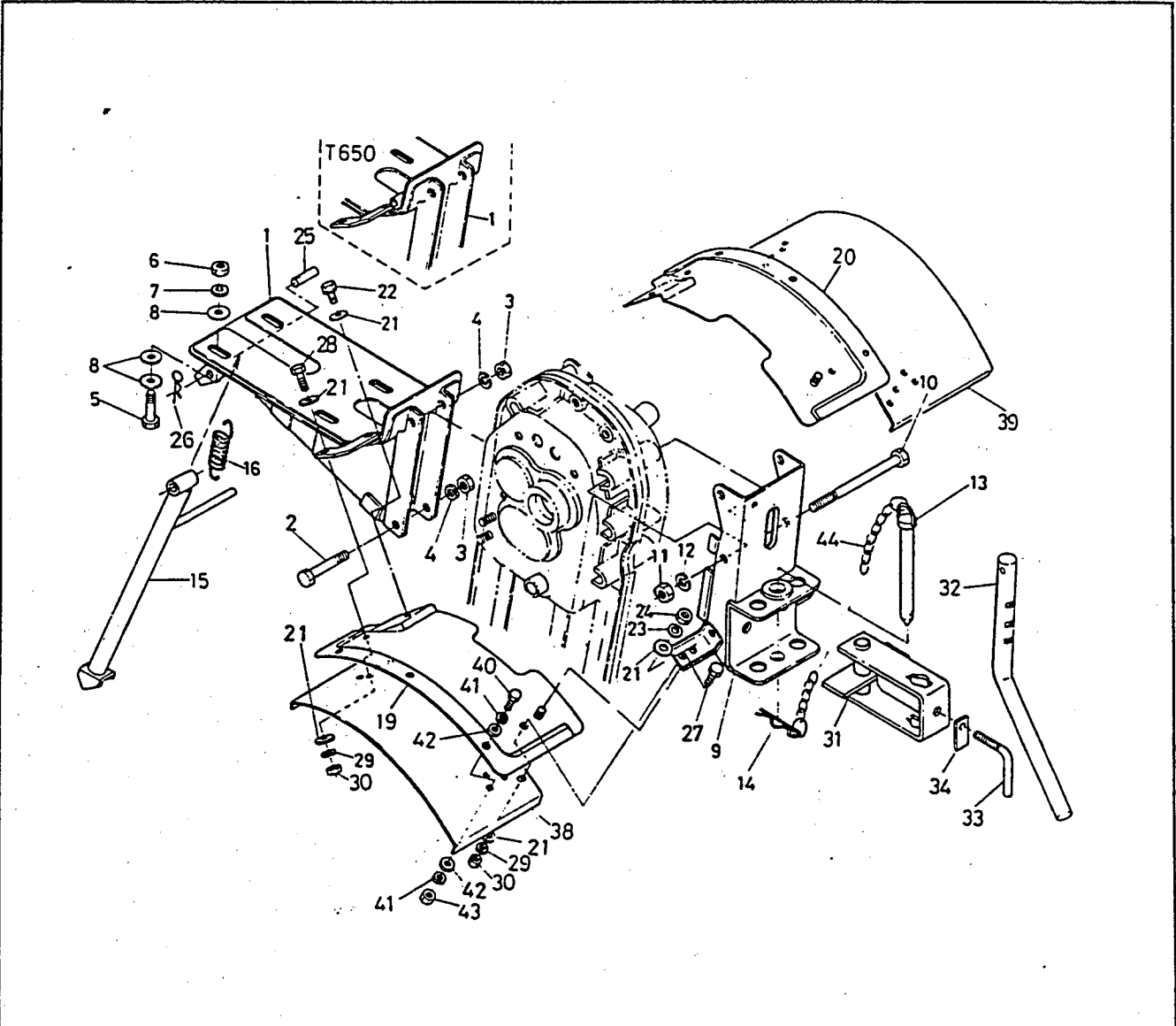
## FIG.13

SUPPORT MOTEUR  
FRONT FRAME  
MOTORLAGERUNG

(VIEUX TYPE)  
(OLD TYPE)  
(ALTER TYP)

{ ~70000  
~65000 (WG) }

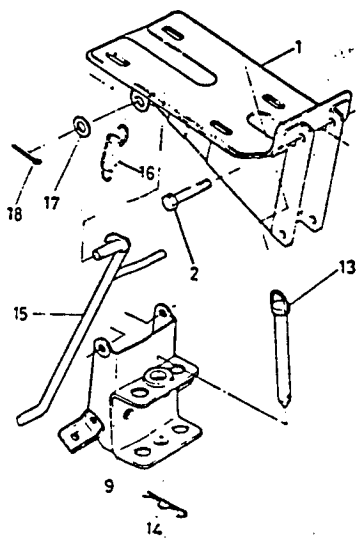
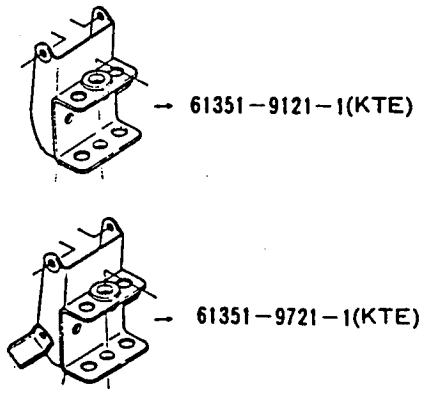
[T450]  
[T550]  
[T650]



REF. No., TEIL Nr.

- |                |                |
|----------------|----------------|
| ① 61321-5111-0 | ⑭ 05576-55000  |
| ⑨ 61321-5211-0 | ⑮ 61321-5212-0 |
| ⑬ 61061-5213-0 | ⑰ 04011-50120  |
|                | ⑱ 05515-51200  |

REF. No.⑨, TEIL Nr.⑨



M15-R

**FIG.13** SUPPORT MOTEUR  
FRONT FRAME  
MOTORLAGERUNG

(VIEUX TYPE)  
(OLD TYPE)  
(ALTER TYP)

{ ~70000  
~65000 (WG) }

{ T450  
T550  
T650 }

REF. No. TEL. Nr.	No. DE CODE CODE No. CODE NR.	DESCRIPTION BEZEICHNUNG	UNITÉ · UNIT · GERÄT									INTERCHANGEABILITE INTERCHANGEABILITY AUSTAUSCHBARKEIT		REMARQUES REMARKS BEMERKUNGEN		
			T450					T550			T650		NUMERO DE REVISION REVISION No. REVISION-Nr.		NUMERO DE SERIE SERIAL No. SERIAL-Nr.	
			FR	WG	UK	SW	SP	FR	WG	SP	FR	WG				
29	04512-50080	Rondelle grower WASHER, SPRING Federring	4	4	4	4	4							61361-118	60001 ~70000 60001 ~65000 (WG)	A
29	04512-50080	Rondelle grower WASHER, SPRING Federring							4	4	4			61361-118	60001 ~70000 60001 ~65000 (WG)	A
29	04512-50080	Rondelle grower WASHER, SPRING Federring										4	4	61361-118	60001 ~70000 60001 ~65000 (WG)	A
30	02114-50080	Ecrou NUT Mutter	4	4	4	4	4							61361-118	60001 ~70000 60001 ~65000 (WG)	A
30	02114-50080	Ecrou NUT Mutter							4	4	4			61361-118	60001 ~70000 60001 ~65000 (WG)	A
30	02114-50080	Ecrou NUT Mutter										4	4	61361-118	60001 ~70000 60001 ~65000 (WG)	A
31	61351-5211-0	Attelage HITCH, UNIVERSAL Universale verbinding	1	1	1	1									~	
31	61351-5211-0	Attelage HITCH, UNIVERSAL Universale verbinding							1	1					~	
31	61351-5211-0	Attelage HITCH, UNIVERSAL Universale verbinding										1	1		~	
31	61351-5211-2	Attelage HITCH, UNIVERSAL Universale verbinding	1	1	1	1								61351-71	50001 ~60000 50001 ~60000 (WG)	C
31	61351-5211-2	Attelage HITCH, UNIVERSAL Universale verbinding							1	1				61351-71	50001 ~60000 50001 ~60000 (WG)	C
31	61351-5211-2	Attelage HITCH, UNIVERSAL Universale verbinding									1	1		61351-71	50001 ~60000 50001 ~60000 (WG)	C
31	61351-5211-3	Attelage HITCH, UNIVERSAL Universale verbinding	1	1	1	1								61351-72	50001 ~60000	C
31	61351-5211-3	Attelage HITCH, UNIVERSAL Universale verbinding							1	1				61351-72	50001 ~60000	C
31	61351-5211-3	Attelage HITCH, UNIVERSAL Universale verbinding									1	1		61351-72	50001 ~60000	C
31	61351-5211-4	Attelage HITCH, UNIVERSAL Universale verbinding	1	1	1	1	1							61351-77	60001 ~70000 60001 ~65000 (WG)	C

M16-L

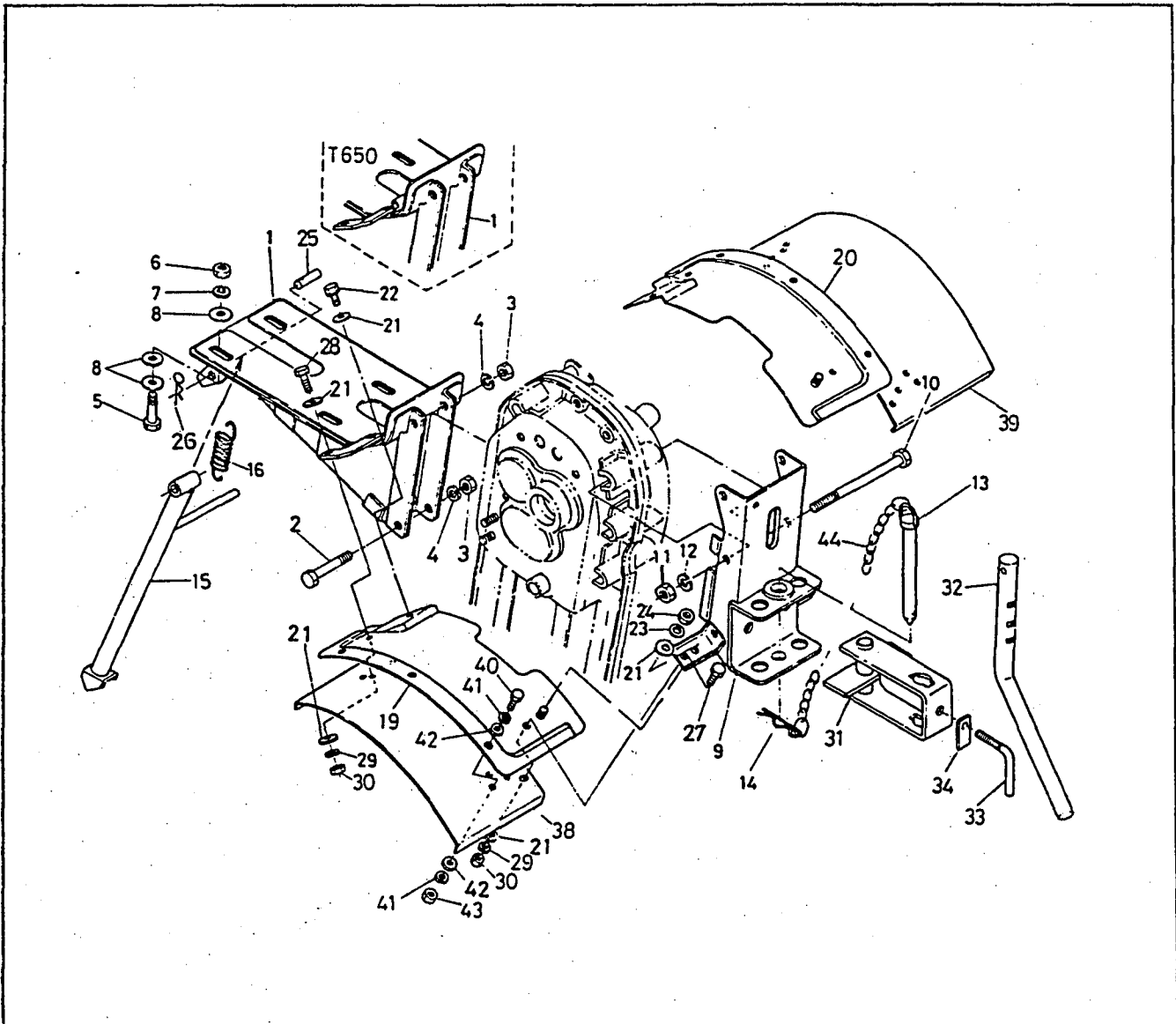
FIG.13

SUPPORT MOTEUR  
FRONT FRAME  
MOTORLAGERUNG

(VIEUX TYPE)  
(OLD TYPE)  
(ALTER TYP)

{ ~70000  
~65000(WG) }

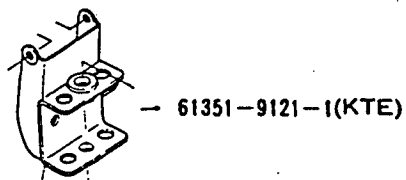
{ T450  
T550  
T650 }



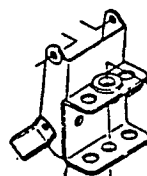
REF. No., TEIL Nr.

- |               |               |
|---------------|---------------|
| ①61321-5111-0 | ⑭05576-55000  |
| ②61321-5211-0 | ⑬61321-5212-0 |
| ③61061-5213-0 | ⑰04011-50120  |
|               | ⑱05515-51200  |

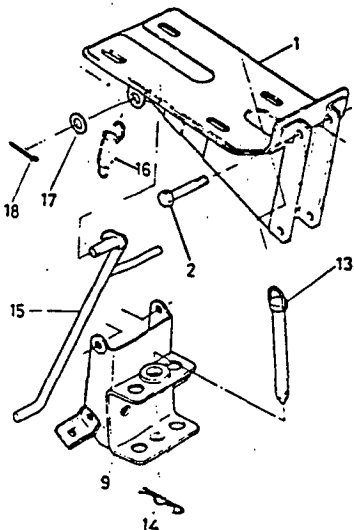
REF. No.⑨, TEIL Nr.⑨



61351-9121-1(KTE)



61351-9721-1(KTE)



**FIG.13** SUPPORT MOTEUR  
FRONT FRAME  
MOTORLAGERUNG

(VIEUX TYPE)  
(OLD TYPE)  
(ALTER TYP)

{ ~70000  
~65000 (WG) }

[T450]  
[T550]  
[T650]

REF. No. TEIL Nr.	No. DE CODE CODE No. CODE NR.	DESCRIPTION BEZEICHNUNG	UNITÉ · UNIT · GERÄT									INTERCHANGEABILITE INTERCHANGEABILITY AUSTAUSCHBARKEIT		REMARQUES REMARKS BEMERKUNGEN		
			T450			T550			T650			NUMERO DE REVISION REVISION No. REVISION-Nr.	NUMERO DE SERIE SERIAL No. SERIAL-Nr.			
			FR	WG	UK	SW	SP	FR	WG	SP	FR				WG	
31	61351-5211-4	Attelage HITCH, UNIVERSAL Universale Verbindung						1	1	1			61351-77	60001 ~70000 60001 ~65000 (WG)	C	
31	61351-5211-4	Attelage HITCH, UNIVERSAL Universale Verbindung										1	1	61351-77	60001 ~70000 60001 ~65000 (WG)	C
32	91316-1016-0	Eperon BAR, RESISTANCE Widerstandsstad	1	1	1	1	1	1	1	1	1	1			50001 ~70000 50001 ~65000 (WG)	
33	61232-5313-0	Boulon BOLT, SET Bolzen	1		1	1	1								50001 ~70000 50001 ~65000 (WG)	
33	61232-5313-0	Boulon BOLT, SET Bolzen		1											50001 ~70000 50001 ~65000 (WG)	
33	61232-5313-0	Boulon BOLT, SET Bolzen						1		1					50001 ~70000 50001 ~65000 (WG)	
33	61232-5313-0	Boulon BOLT, SET Bolzen							1						50001 ~70000 50001 ~65000 (WG)	
33	61232-5313-0	Boulon BOLT, SET Bolzen									1				50001 ~70000 50001 ~65000 (WG)	
33	61232-5313-3	Boulon BOLT, SET Bolzen	1		1	1	1						61232-60	50001 ~70000 50001 ~65000 (WG)		
33	61232-5313-3	Boulon BOLT, SET Bolzen		1									61232-60	50001 ~70000 50001 ~65000 (WG)		
33	61232-5313-3	Boulon BOLT, SET Bolzen						1		1			61232-60	50001 ~70000 50001 ~65000 (WG)		
33	61232-5313-3	Boulon BOLT, SET Bolzen							1				61232-60	50001 ~70000 50001 ~65000 (WG)		
33	61232-5313-3	Boulon BOLT, SET Bolzen									1		61232-60	50001 ~70000 50001 ~65000 (WG)		
34	61034-5126-0	Levier LEVER, LOCK Hebel	1	1	1	1	1	1	1	1	1	1			50001 ~70000 50001 ~65000 (WG)	

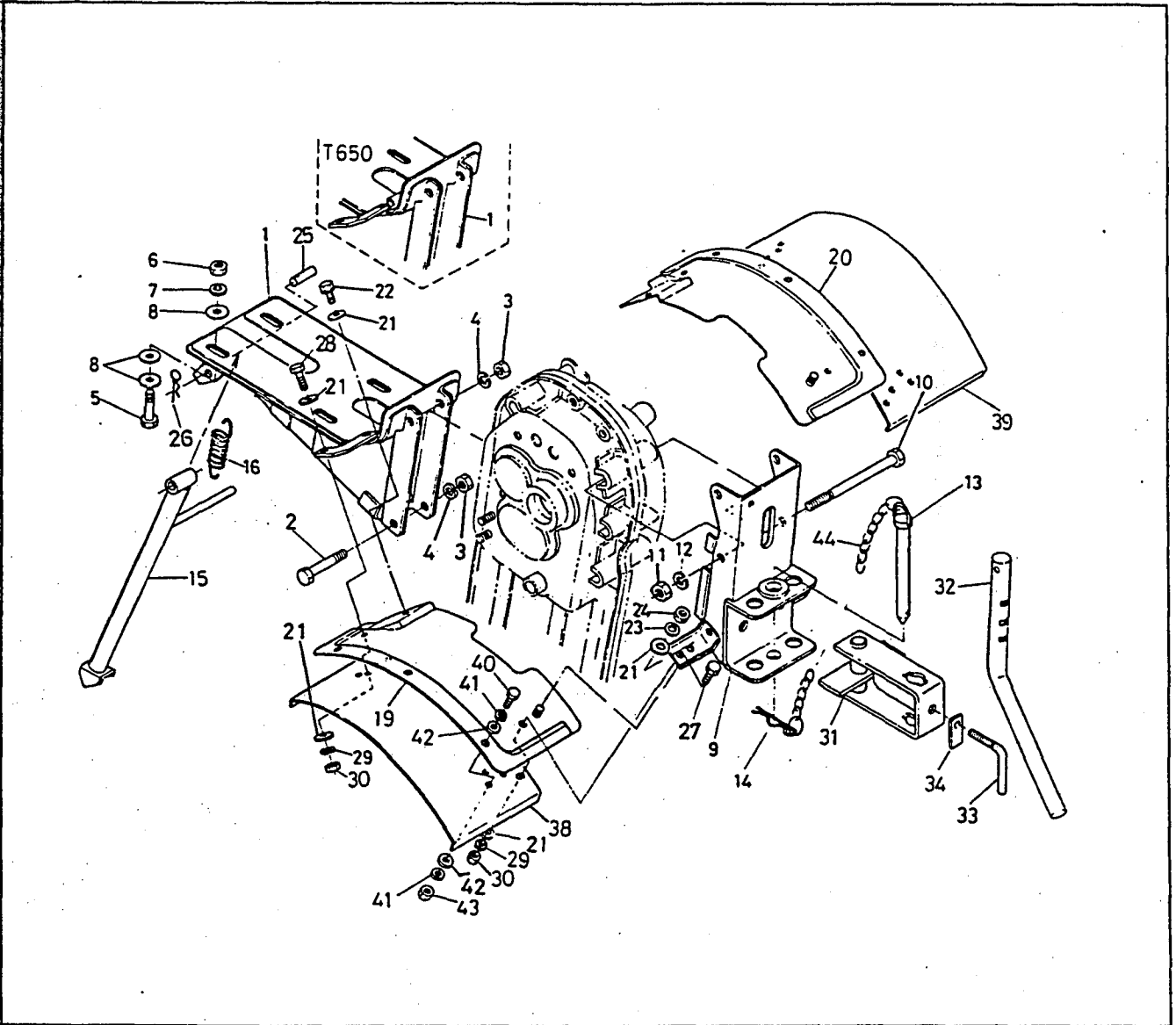
# FIG.13

SUPPORT MOTEUR  
FRONT FRAME  
MOTORLAGERUNG

(VIEUX TYPE)  
(OLD TYPE)  
(ALTER TYP)

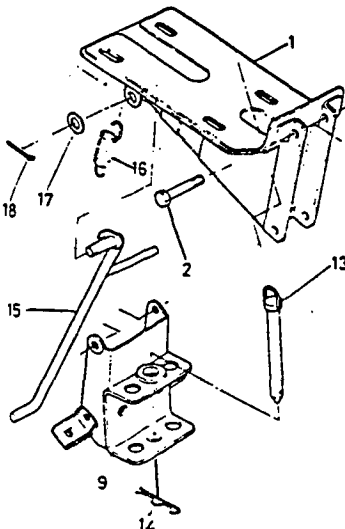
[~70000  
~65000(WG)]

[T450]  
[T550]  
[T650]

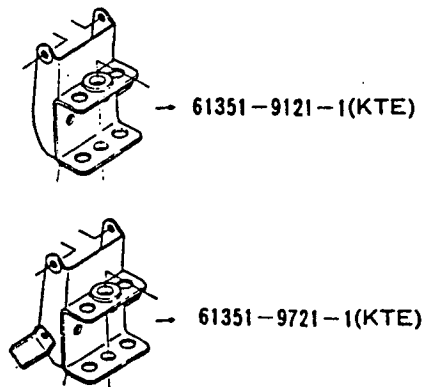


REF. No., TEIL Nr.

- |               |               |
|---------------|---------------|
| ①61321-5111-0 | ④05576-55000  |
| ⑥61321-5211-0 | ⑤61321-5212-0 |
| ③61061-5213-0 | ⑦04011-50120  |
|               | ⑧05515-51200  |



REF. No.⑨, TEIL Nr.⑨





# FIG.13 SUPPORT MOTEUR FRONT FRAME MOTORLAGERUNG

(VIEUX TYPE)  
(OLD TYPE)  
(ALTER TYP)

{ ~70000  
~65000 (WG) }

[T450]  
[T550]  
[T650]

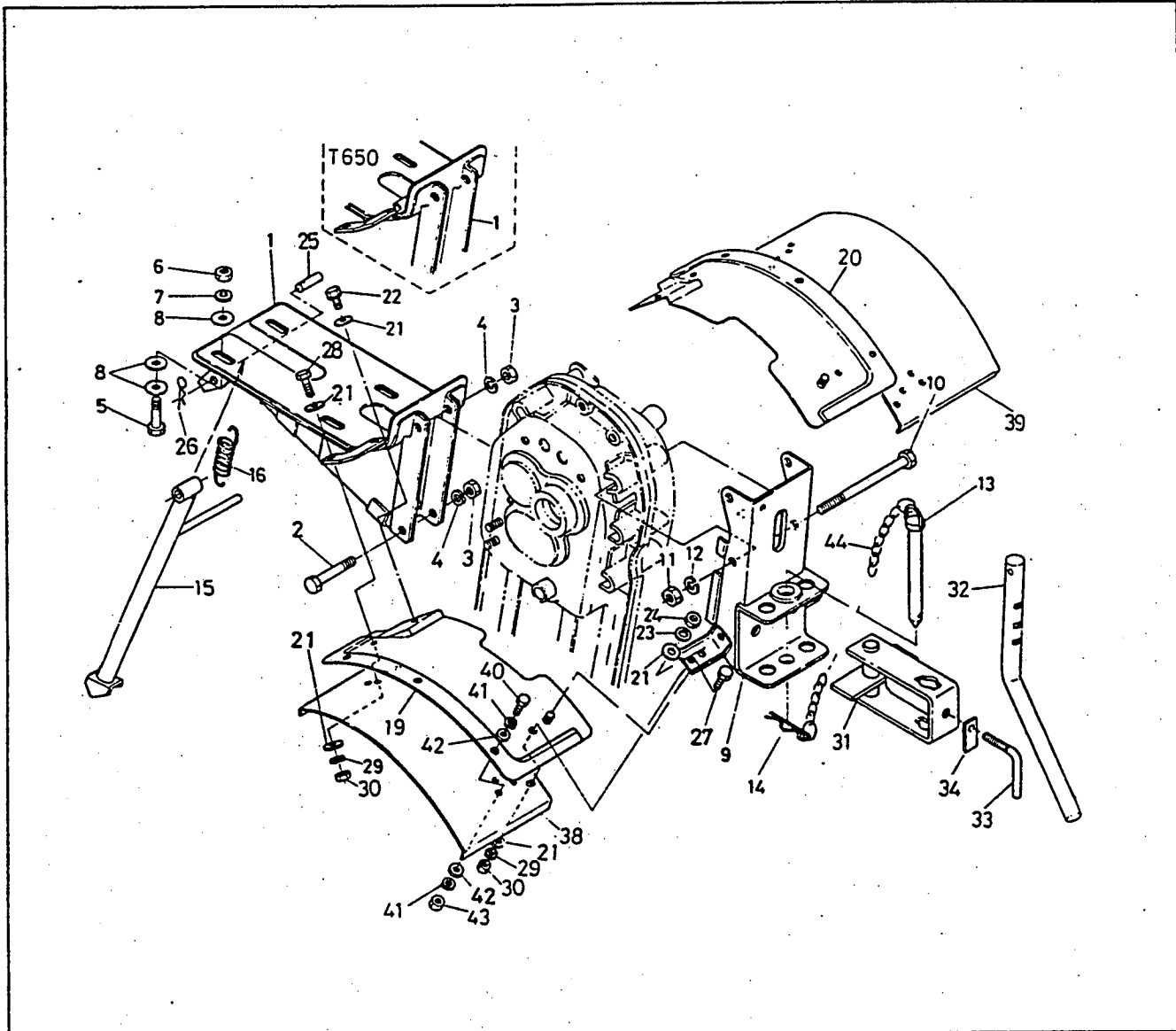
REF. No. TEIL Nr.	No. DE CODE CODE No. CODE NR.	DESCRIPTION BEZEICHNUNG	UNITÉ · UNIT · GERÄT									INTERCHANGEABILITE INTERCHANGEABILITY AUSTAUSCHBARKEIT		REMARQUES REMARKS BEMERKUNGEN		
			T450			T550			T650			NUMERO DE REVISION REVISION No. REVISION-Nr.	SERIE SERIAL No. SERIAL-Nr.			
			FR	WG	UK	SW	SP	FR	WG	SP	FR				WG	
35	01150-50820	Boulon BOLT Bolzen		4	4						4			4	50001 ~70000 50001 ~65000 (WG)	
36	04512-50080	Rondelle grower WASHER, SPRING Federscheibe		4	4						4			4	50001 ~70000 50001 ~65000 (WG)	
37	02114-50080	Ecrou NUT Mutter		4	4						4			4	50001 ~70000 50001 ~65000 (WG)	
38	61354-5261-0	Couvercle (G) COVER, ROTARY LH Kotflügelabdeckung links		1											50001 ~70000 50001 ~65000 (WG)	
38	61354-5261-0	Couvercle (G) COVER, ROTARY LH Kotflügelabdeckung links			1										50001 ~70000 50001 ~65000 (WG)	
38	61354-5261-0	Couvercle (G) COVER, ROTARY LH Kotflügelabdeckung links								1					50001 ~70000 50001 ~65000 (WG)	
38	61354-5261-0	Couvercle (G) COVER, ROTARY LH Kotflügelabdeckung links											1		50001 ~70000 50001 ~65000 (WG)	
38	61354-5261-3	Couvercle (G) COVER, ROTARY LH Kotflügelabdeckung links		1										61213-85	50001 ~70000 50001 ~65000 (WG)	C
38	61354-5261-3	Couvercle (G) COVER, ROTARY LH Kotflügelabdeckung links			1									61213-85	50001 ~70000 50001 ~65000 (WG)	C
38	61354-5261-3	Couvercle (G) COVER, ROTARY LH Kotflügelabdeckung links								1				61213-85	50001 ~70000 50001 ~65000 (WG)	C
38	61354-5261-3	Couvercle (G) COVER, ROTARY LH Kotflügelabdeckung links										1		61213-85	50001 ~70000 50001 ~65000 (WG)	C
39	61354-5262-0	Couvercle (D) COVER, ROTARY RH Kotflügelabdeckung rechts		1											50001 ~70000 50001 ~65000 (WG)	
39	61354-5262-0	Couvercle (D) COVER, ROTARY RH Kotflügelabdeckung rechts			1										50001 ~70000 50001 ~65000 (WG)	
39	61354-5262-0	Couvercle (D) COVER, ROTARY RH Kotflügelabdeckung rechts								1					50001 ~70000 50001 ~65000 (WG)	
39	61354-5262-0	Couvercle (D) COVER, ROTARY RH Kotflügelabdeckung rechts											1		50001 ~70000 50001 ~65000 (WG)	
39	61354-5262-3	Couvercle (D) COVER, ROTARY RH Kotflügelabdeckung rechts		1										61213-86	50001 ~70000 50001 ~65000 (WG)	C

**FIG.13** SUPPORT MOTEUR  
FRONT FRAME  
MOTORLAGERUNG

(VIEUX TYPE)  
(OLD TYPE)  
(ALTER TYP)

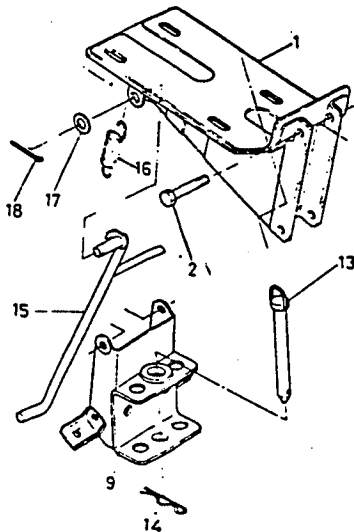
[~70000  
~65000(WG)]

[T450]  
[T550]  
[T650]

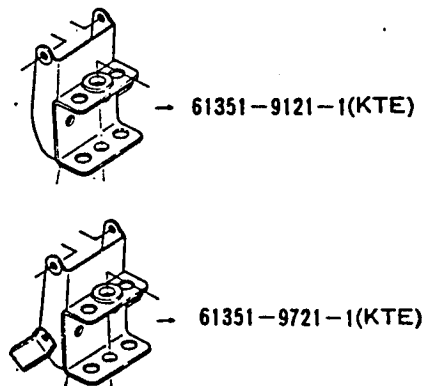


REF. No., TEIL Nr.

- ①61321-5111-0      ④05576-55000
- ②61321-5211-0      ⑤61321-5212-0
- ③61061-5213-0      ⑥04011-50120
- ⑦05515-51200



REF. No.⑧, TEIL Nr.⑧



**FIG.13** SUPPORT MOTEUR  
FRONT FRAME  
MOTORLAGERUNG

(VIEUX TYPE)  
(OLD TYPE) [~70000]  
(ALTER TYP) [~65000 (WG)]

[T450]  
[T550]  
[T650]

REF. No. TEL Nr.	No. DE CODE CODE No. CODE NR.	DESCRIPTION BEZEICHNUNG	UNITÉ · UNIT · GERÄT									INTERCHANGEABILITY INTERCHANGEABILITY AUSTAUSCHBARKEIT		REMARKS REMARKS BEMERKUNGEN		
			T450			T550			T650			NUMERO DE REVISION REVISION No. REVISION-Nr.	NUMERO DE SERIE SERIAL No. SERIAL-Nr.			
			FR	WG	UK	SW	SP	FR	WG	SP	FR				WG	
39	61354-5262-3	Couvercle (D) COVER, ROTARY RH Kotflügelabdeckung rechts			1									61213-86	50001 ~70000 50001 ~65000 (WG)	C
39	61354-5262-3	Couvercle (D) COVER, ROTARY RH Kotflügelabdeckung rechts								1				61213-86	50001 ~70000 50001 ~65000 (WG)	C
39	61354-5262-3	Couvercle (D) COVER, ROTARY RH Kotflügelabdeckung rechts												61213-86	50001 ~70000 50001 ~65000 (WG)	C
40	01150-50825	Boulon BOLT Bolzen		4	4					4					50001 ~70000 50001 ~65000 (WG)	
41	04512-50080	Rondelle grower WASHER, SPRING Federscheibe		4	4					4					50001 ~70000 50001 ~65000 (WG)	
42	04013-50080	Rondelle WASHER, PLAIN Beilagscheibe		8	8					8					50001 ~70000 50001 ~65000 (WG)	
43	02114-50080	Ecrou NUT Mutter		4	4					4					50001 ~70000 50001 ~65000 (WG)	
44	61113-5221-0	Chaîne CHAIN Kette		1						1					50001 ~70000 50001 ~65000 (WG)	

FR:France    WG:Allemagne    UK:Augleterre    SW:Suisse    SP:Espagne  
FR:France    WG:West Germany    UK:United Kingdom    SW:Switzerland    SP:Spain  
FR:Frankreich    WG:Westdeutschland    UK:Großbritannien    SW:Schweiz    SP:Soanien

FIG.13

SUPPORT MOTEUR  
FRONT FRAME  
MOTORLAGERUNG

(NEUF TYPE)  
(NEW TYPE)  
(NEUER TYP)

70001~  
65001 (WG)~

[T450-D]  
[T550-D]  
[T650-D]

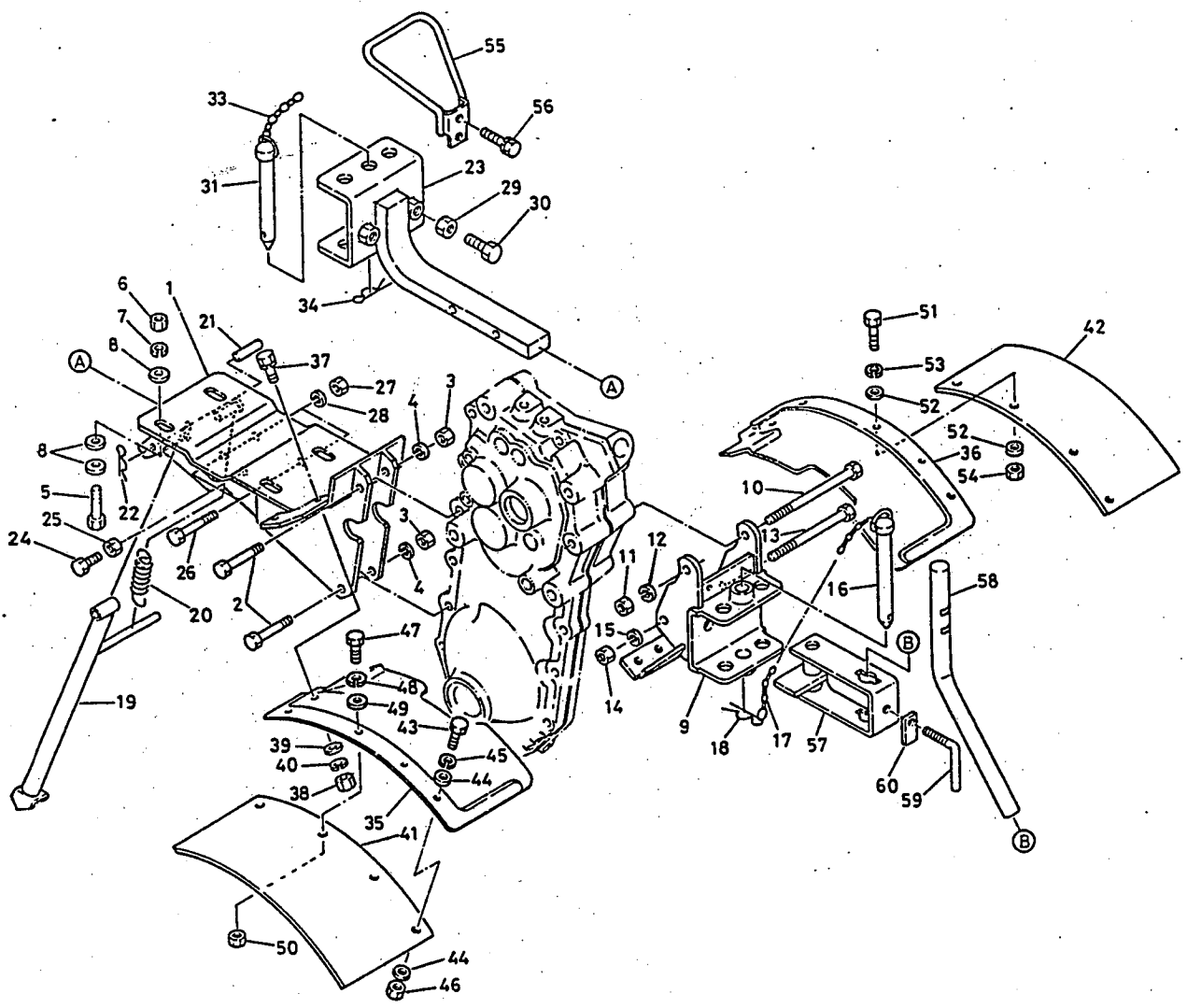


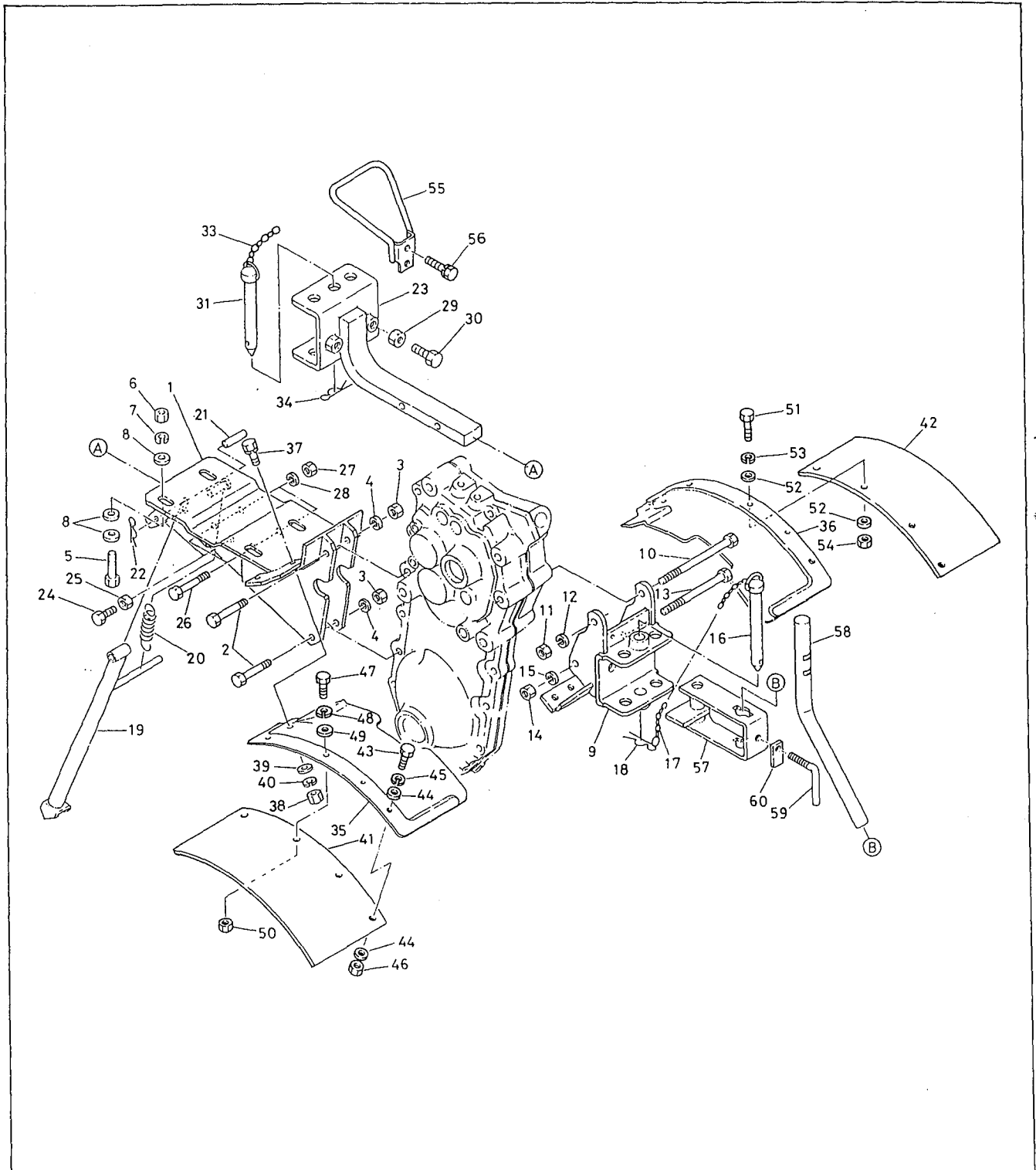


FIG.13 SUPPORT MOTEUR  
FRONT FRAME  
MOTORLAGERUNG

(NEUF TYPE)  
(NEW TYPE)  
(NEUER TYP)

70001~  
65001 (WG)~

[T450-D]  
[T550-D]  
[T650-D]



# FIG.13 SUPPORT MOTEUR FRONT FRAME MOTORALAGERUNG

(NEUF TYPE) [70001~  
(NEW TYPE) 65001 (WG)~]  
(NEUER TYP) [T450-D)  
[T550-D)  
[T650-D)

REF. No. TEIL Nr.	No. DE CODE CODE No. CODE NR.	DESCRIPTION BEZEICHNUNG	UNITÉ.UNIT.GERÄT												INTERCHANGEABILITE INTERCHANGEABILITY AUSTAUSCHBARKEIT NUMERO DE REVISION REVISION No. REVISION-Nr.	NUMERO DE SERIE SERIAL No. SERIAL-Nr.	REMARQUES REMARKS BEMERKUNGEN			
			T450-D						T550-D			T650-D								
			FR	WG	UK	SW	SP	FI	HO	MA	FR	WG	SP	HO				FR	WG	HO
16	61354-5220-0	Cheville																	70001~ 65001 (WG)~	⑰. ⑱
		PIN, HITCH	1				1				1				1					
		Kupplungsstift																		
17	61113-5221-0	Chaîne																	70001~ 65001 (WG)~	
		CHAIN	1				1				1				1					
		Kette																		
18	05515-51600	Goupille																	70001~ 65001 (WG)~	
		PIN, SNAP	1	1	1	1	1	1	1	1	1	1	1	1	1	1	1	1		
		Sicherungsstift																		
19	61361-5212-0	Bequille																	70001~ 65001 (WG)~	
		STAND	1	1	1	1	1	1	1	1	1	1	1	1	1	1	1	1		
		Ständer																		
20	61041-5213-0	Ressort																	70001~ 65001 (WG)~	
		SPRING, STAND	1	1	1	1	1	1	1	1	1	1	1	1	1	1	1	1		
		Feder																		
21	62081-5119-0	Epingle																	70001~ 65001 (WG)~	
		PIN, STAND	1	1	1	1	1	1	1	1	1	1	1	1	1	1	1	1		
		Sicherungsstift																		
22	05515-50800	Goupille																	70001~ 65001 (WG)~	
		PIN, SNAP	1	1	1	1	1	1	1	1	1	1	1	1	1	1	1	1		
		Sicherungsstift																		
23	61321-5221-0	Epingle																	70001~ 65001 (WG)~	
		FRONT HITCH								1	1	1		1	1					
		Kupplungsstift																		
23	61354-5221-0	Epingle																	70001~ 65001 (WG)~	
		FRONT HITCH	1				1				1				1					
		Kupplungsstift																		
24	01173-51030	Boulon																	70001~ 65001 (WG)~	
		BOLT	2				2			2	2	2	2	2	2	2	2	2		
		Schraube																		
25	02118-50100	Ecrou																	70001~ 65001 (WG)~	
		NUT	2				2			2	2	2	2	2	2	2	2	2		
		Mutter																		
26	01053-50850	Boulon																	70001~ 65001 (WG)~	
		BOLT	2				2			2	2	2	2	2	2	2	2	2		
		Schraube																		
27	02114-50080	Ecrou																	70001~ 65001 (WG)~	
		NUT	2				2			2	2	2	2	2	2	2	2	2		
		Mutter																		
28	04512-50080	Ecrou grower																	70001~ 65001 (WG)~	
		WASHER, SPRING	2				2			2	2	2	2	2	2	2	2	2		
		Federring																		
29	02118-50100	Ecrou																	70001~ 65001 (WG)~	
		NUT	2				2			2	2	2	2	2	2	2	2	2		
		Mutter																		
30	01172-51035	Boulon																	70001~ 65001 (WG)~	
		BOLT	2				2			2	2	2	2	2	2	2	2	2		
		Schraube																		

FR:France WG:Allemagne UK:Augletterre SW:Suisse SP:Espagne FI:Finlande HO:Hong Kong MA:Malaisie  
FR:France WG:West Germany UK:United Kingdom SW:Switzerland SP:Spain FI:Finland HO:Hong Kong MA:Malaysia  
FR:Frankreich WG:Westdeutschland UK:Großbritannien SW:Schweiz SP:Spanien FI:Finnland HO:Hong Kong MA:Malaysia

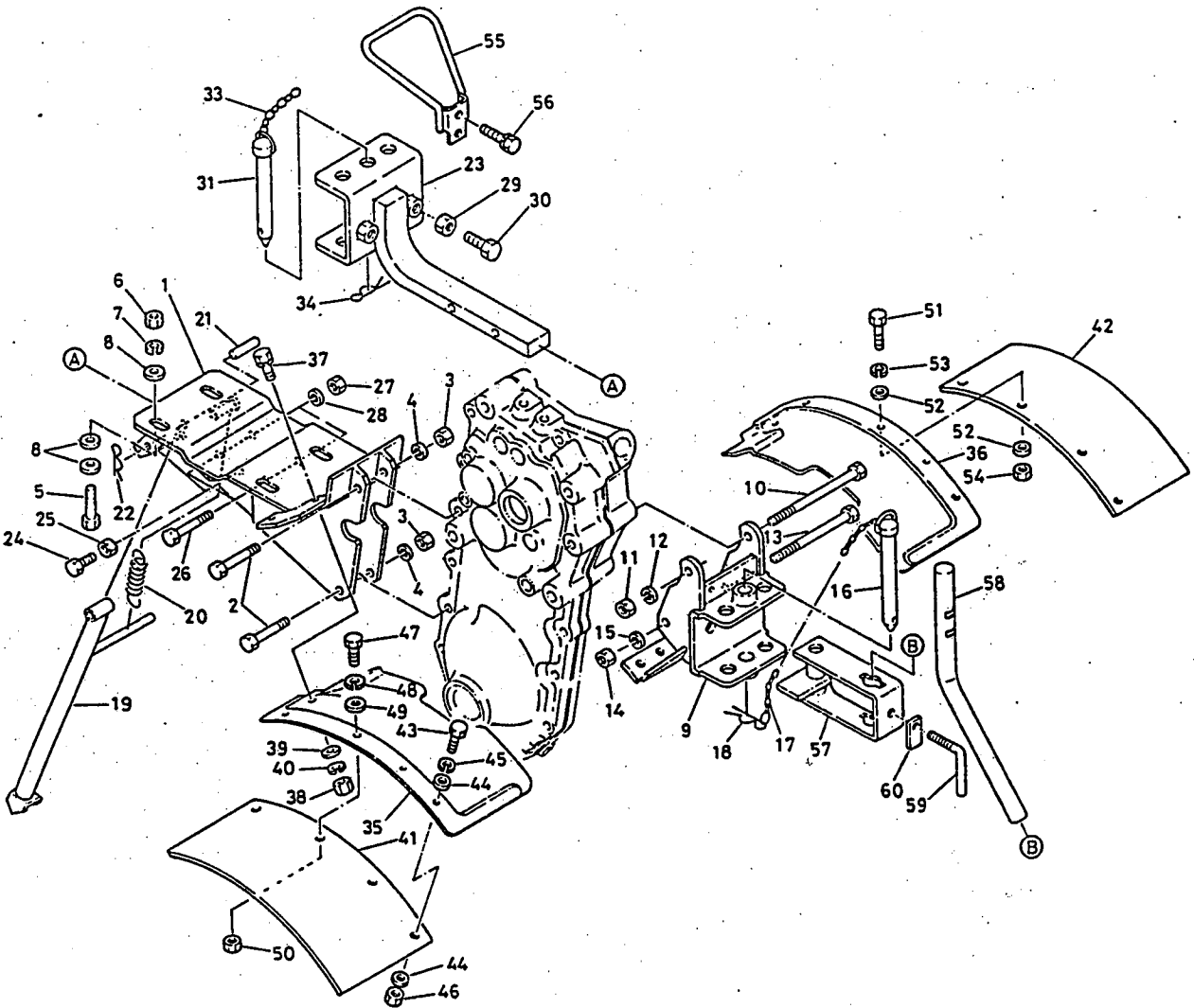
FIG.13

SUPPORT MOTEUR  
FRONT FRAME  
MOTORLAGERUNG

(NEUF TYPE)  
(NEW TYPE)  
(NEUER TYP)

70001~  
65001 (WG)~

[T450-D]  
[T550-D]  
[T650-D]





# FIG.13 SUPPORT MOTEUR FRONT FRAME MOTORALAGERUNG

(NEUF TYPE)  
(NEW TYPE)  
(NEUER TYP)

{ 70001~  
65001 (WG)~ }

[T450-D]  
[T550-D]  
[T650-D]

REF. No. TEIL No.	No. DE CODE CODE No. CODE NR.	DESCRIPTION BEZEICHNUNG	UNITÉ.UNIT.GERÄT												INTERCHANGEABILITY AUSTAUSCHBARKEIT		REMARKS REMARKS BEMERKUNGEN					
			T450-D				T550-D				T650-D				NUMERO DE REVISION REVISION No. REVISION-Nr.	NUMERO DE SERIE SERIAL No. SERIAL-Nr.						
			FR	WG	UK	SW	SP	FI	HO	MA	FR	WG	UK	SW				SP	FI	HO	MA	
31	61232-5213-0	Cheville PIN, HITCH Kupplungsstift		1				1				1	1	1	1	1	1	1	1		70001~ 65001 (WG)~	
32	61354-5220-0	Cheville PIN, HITCH Kupplungsstift		1				1				1						1			70001~ 65001 (WG)~	31, 33, 34
33	61113-5221-0	Chaîne CHAIN Kette		1				1				1						1			70001~ 65001 (WG)~	
34	05515-51600	Goupille PIN, SNAP Sicherungsstift		1				1				1	1	1	1	1	1	1	1	1	70001~ 65001 (WG)~	
35	61471-5251-0	Defense (G) FENDER, LH Kotflügel links		1				1	1	1		1	1	1				1			70001~ 65001 (WG)~	
35	61476-5251-0	Defense (G) FENDER, LH Kotflügel links		1	1			1				1						1			70001~ 65001 (WG)~	
36	61471-5252-0	Defense (D) FENDER, RH Kotflügel rechts		1				1	1	1		1	1	1				1			70001~ 65001 (WG)~	
36	61476-5252-0	Defense (D) FENDER, RH Kotflügel rechts		1	1			1				1						1			70001~ 65001 (WG)~	
37	01123-50814	Boulon BOLT Schraube		4				4	4	4		4	4	4				4			70001~ 65001 (WG)~	
37	01121-50820	Boulon BOLT Schraube		2	2			2				2						2			70001~ 65001 (WG)~	
38	02114-50080	Ecrou NUT Mutter		4	2	2	4	4	4	2	4	2	4	4	4	4	2	4			70001~ 65001 (WG)~	
39	04013-50080	Rondelle WASHER, PLAIN Beilagscheibe		4				4	4			4	4	4				4			70001~ 65001 (WG)~	
40	04512-50080	Rondelle grower WASHER, SPRING Fedrring		4	2	2	4	4	4	2	4	2	4	4	4	4	2	4			70001~ 65001 (WG)~	
41	61354-5261-3	Couvercle COVER, ROTARY LH Kotflügelabdeckung, links		1	1			1				1						1			70001~ 65001 (WG)~	
42	61354-5262-3	Couvercle COVER, ROTARY RH Kotflügelabdeckung, rechts		1	1			1				1						1			70001~ 65001 (WG)~	
43	01150-50822	Boulon BOLT Schraube		4	4			4				8	4					4		8	70001~ 65001 (WG)~	

FIG.13

SUPPORT MOTEUR -  
FRONT FRAME ≡  
MOTORLAGERUNG ≡

(NEUF TYPE) -  
(NEW TYPE) -  
(NEUER TYP) -

70001 ~ - - -  
65001 (WG) ~

[T450-D]  
[T550-D]  
[T650-D]

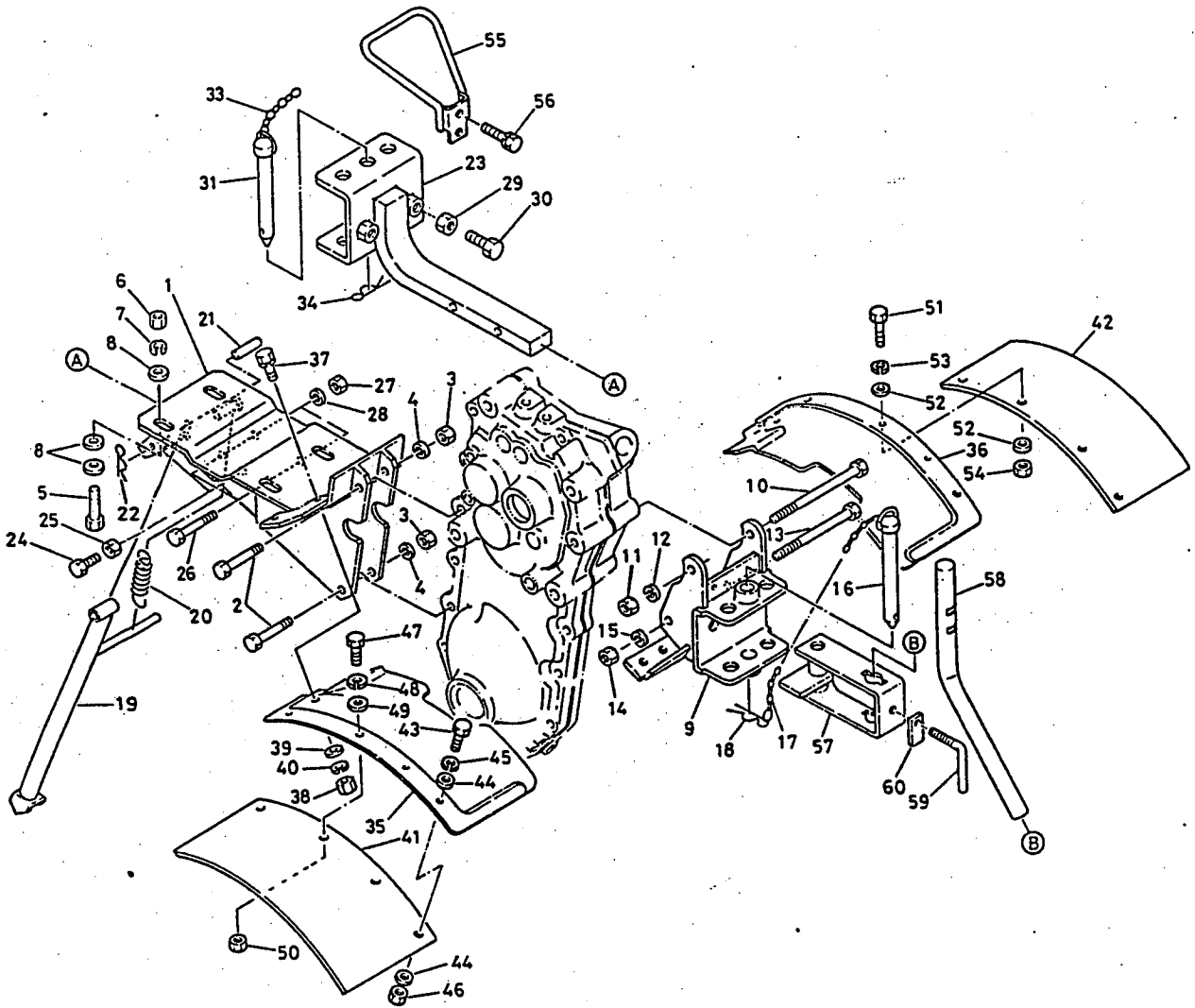




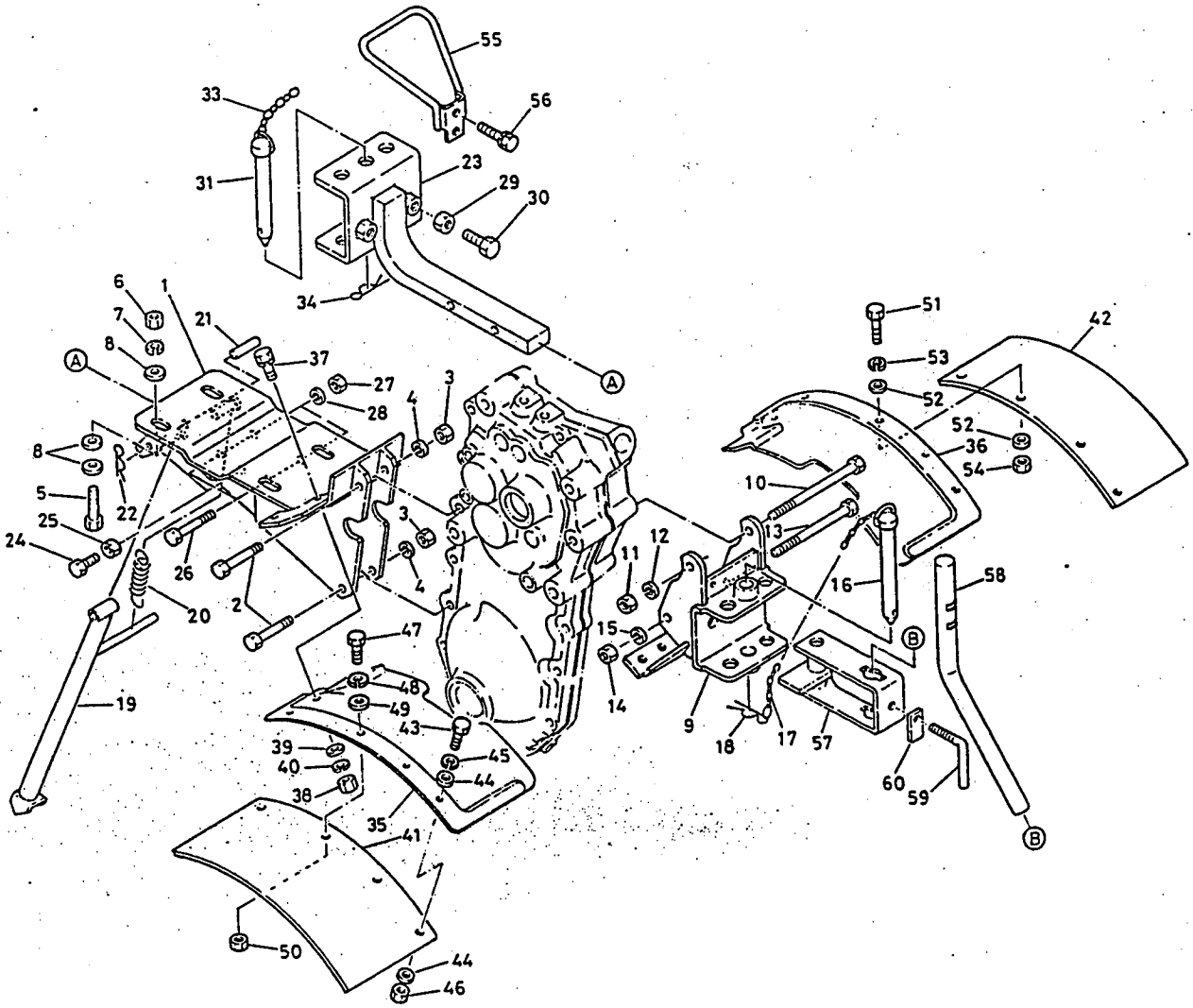
FIG.13

SUPPORT MOTEUR  
FRONT FRAME  
MOTORLAGERUNG

(NEUF TYPE)  
(NEW TYPE)  
(NEUER TYP)

[70001~  
65001 (WG)~]

[T450-D]  
[T550-D]  
[T650-D]



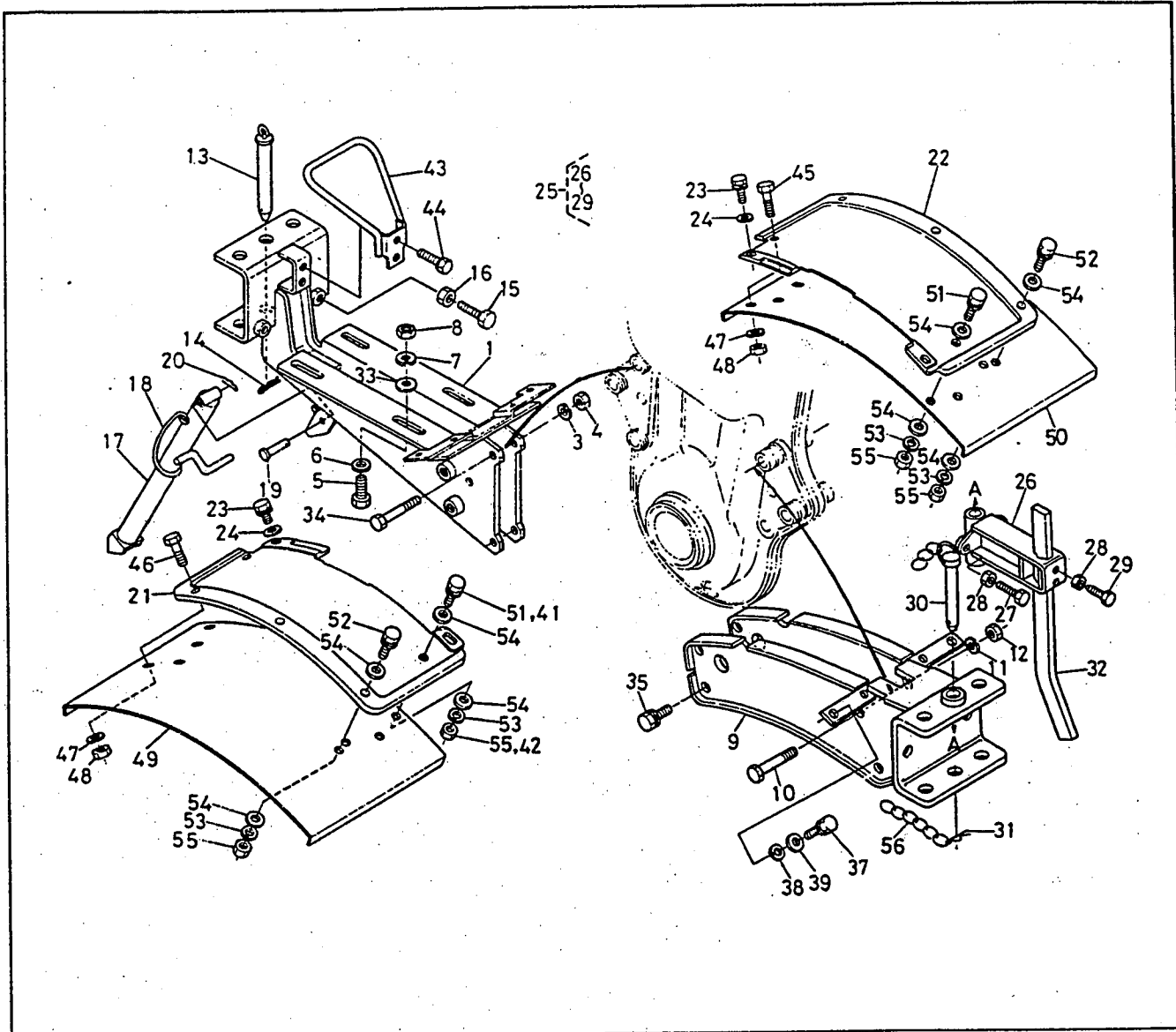


**FIG.13** SUPPORT MOTEUR  
FRONT FRAME  
MOTORLAGERUNG

(VIEUX TYPE)  
(OLD TYPE)  
(ALTER TYP)

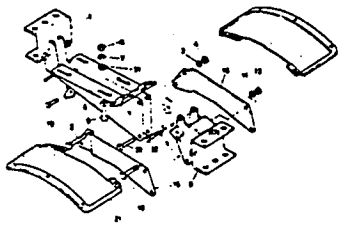
{ ~70000  
~65000 (WG) }

[T850]



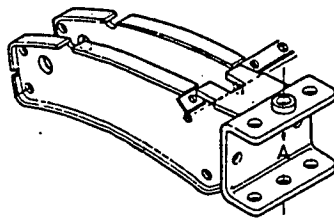
REF. No. TEIL Nr.

- |                |                |
|----------------|----------------|
| ① 62571-5110-0 | ⑬ 62571-5216-0 |
| ② 01173-51085  | ⑭ 62571-5217-0 |
| ③ 62571-5210-0 | ⑮ 62571-5272-0 |
| ④ 62571-5215-0 |                |




REF. No. ⑤, TEIL Nr. ①

• 62581-5220-2



REF. No. ⑥, TEIL Nr. ②



② : 56-61351-9119-3  
(KTE)

# FIG.13

SUPPORT MOTEUR  
FRONT FRAME  
MOTORLAGERUNG

(VIEUX TYPE)  
(OLD TYPE)  
(ALTER TYP)

{ ~70000  
~65000 (WG) }

{ T750  
T850 }

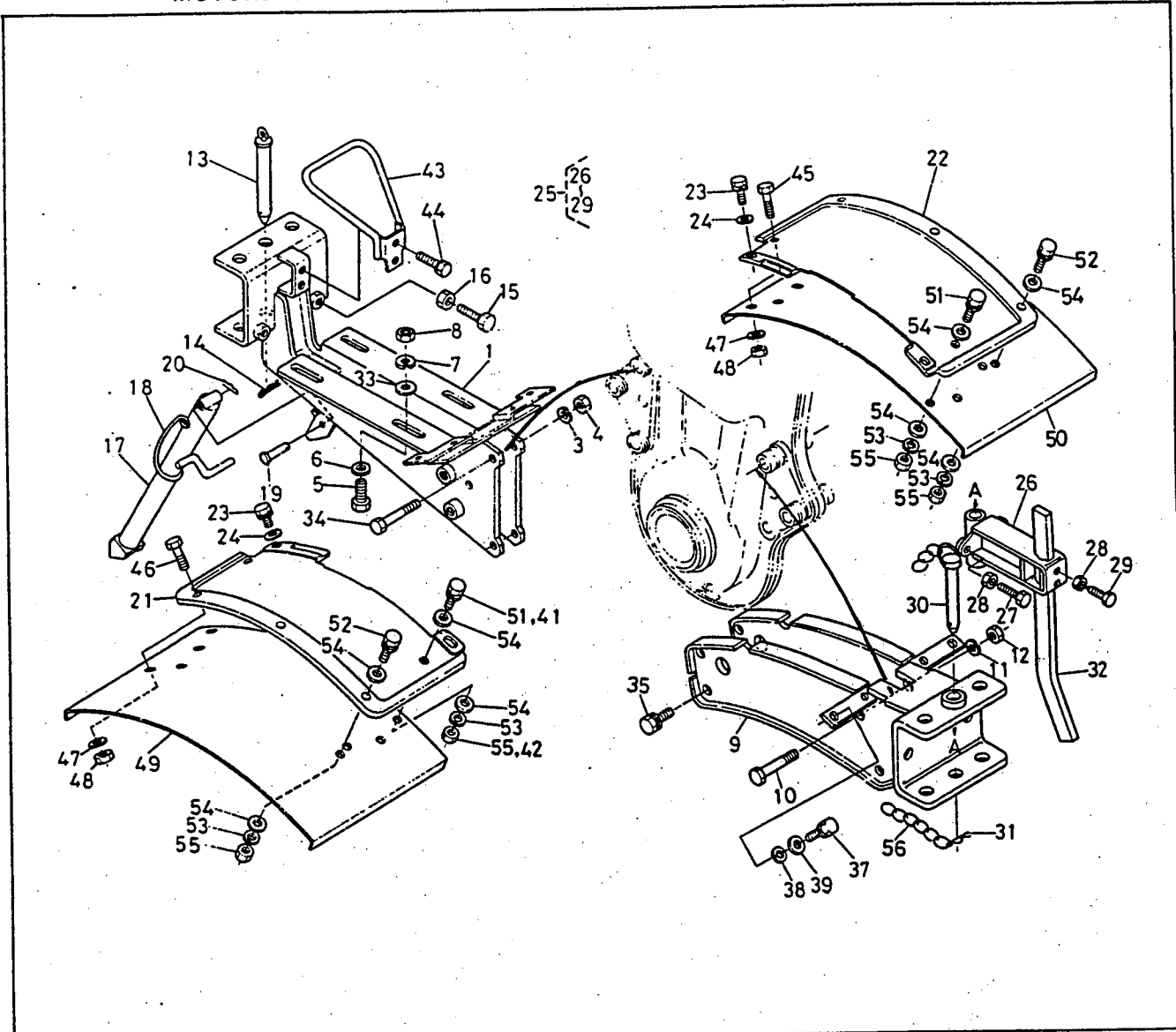
REF. No. TEIL Nr.	No. DE CODE CODE No. CODE NR.	DESCRIPTION BEZEICHNUNG	UNITÉ · UNIT · GERÄT				INTERCHANGEABILITE INTERCHANGEABILITY AUSTAUSCHBARKEIT		REMARQUES REMARKS BEMERKUNGEN
			T750		T850		NUMERO DE REVISION REVISION No. REVISION-Nr.	NUMERO DE SERIE SERIAL No. SERIAL-Nr.	
			FR	WG	FR	WG			
1	62571-5110-0	Support moteur complet COMP, FRAME FRONT Lagerbock	1					~50702	
1	62571-5120-0	Support moteur complet COMP, FRAME FRONT Lagerbock	1				62571-124	50001 ~ 51342	C
1	62571-5120-4	Support moteur complet COMP, FRAME FRONT Lagerbock	1				62571-178	50001 ~ 60003	C
1	62571-5120-4	Support moteur complet COMP, FRAME FRONT Lagerbock	1				62571-186	50001 ~ 60670	C
1	62581-5120-0	Support moteur complet COMP, FRAME FRONT Lagerbock	1				62581-100	60671 ~ 70000	C
1	62581-5120-2	Support moteur complet COMP, FRAME FRONT Lagerbock	1				62581-118	60671 ~ 70000	C
1	62331-5110-0	Support moteur complet COMP, FRAME FRONT Lagerbock			1			~50423	
1	62331-5120-0	Support moteur complet COMP, FRAME FRONT Lagerbock			1		62331-24	50001 ~ 51073	C
1	62331-5120-4	Support moteur complet COMP, FRAME FRONT Lagerbock			1		62331-30	60001 ~ 51073	C
1	62331-5120-5	Support moteur complet COMP, FRAME FRONT Lagerbock			1		62331-37	60001 ~ 70000	C
1	62331-5120-7	Support moteur complet COMP, FRAME FRONT Lagerbock			1		62331-54	60001 ~ 70000	C
1	62331-5120-8	Support moteur complet COMP, FRAME FRONT Lagerbock			1		62331-70	60001 ~ 70000	C
2	01173-51085	Boulon BOLT Schraube	3					50001 ~ 50702	A
2	01173-51085	Boulon BOLT Schraube			3	3		50001 ~ 50423	A
2	01173-51060	Boulon BOLT Schraube	2	2			62571-17 62571-124	50001 ~ 70000 50001 ~65000 (WG)	
2	01173-51060	Boulon BOLT Schraube			2	2	62571-124 62331-24	50001 ~70000 50001 ~65000 (WG)	

**FIG.13** SUPPORT MOTEUR  
FRONT FRAME  
MOTORLAGERUNG

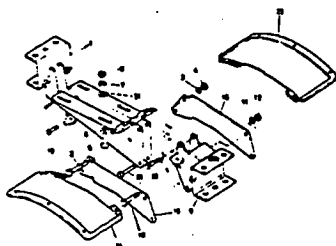
(VIEUX TYPE)  
(OLD TYPE)  
(ALTER TYP)

[~70000  
~65000(WG)]

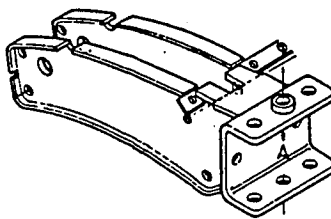
[T750]  
[T850]



REF. No. TEIL Nr.  
 ① 62571-5110-0 3662571-5216-0  
 ② 01173-51085 5162571-5217-0  
 ③ 62571-5210-0 2262571-5272-0  
 ④ 62571-5215-0



REF. No. ③ TEIL Nr. ③  
 • 62581-5220-2



REF. No. ④ TEIL Nr. ④



④: 56-61351-9119-3  
 (KTE)



**FIG.13** SUPPORT MOTEUR  
FRONT FRAME  
MOTORLAGERUNG

(VIEUX TYPE)  
(OLD TYPE) [~70000] [T750]  
(ALTER TYP) [~65000(WG)] [T850]

REF. No. TEIL Nr.	No. DE CODE CODE No. CODE NR.	DESCRIPTION BEZEICHNUNG	UNITE · UNIT · GERÄT				INTERCHANGEABILITE INTERCHANGEABILITY AUSTAUSCHBARKEIT		REMARQUES REMARKS BEMERKUNGEN
			T750		T850		NUMERO DE REVISION REVISION No. REVISION-Nr.	NUMERO DE SERIE SERIAL No. SERIAL-Nr.	
			FR	WG	FR	WG			
3	04512-50100	Rondelle grower WASHER, SPRING Federring	3				~50702		
3	04512-50100	Rondelle grower WASHER, SPRING Federring			3	3	~50423		
3	04512-50100	Rondelle grower WASHER, SPRING Federring	2	2			62571-125 50703 ~70000 50001 ~65000 (WG)	C	
3	04512-50100	Rondelle grower WASHER, SPRING Federring			2	2	62571-125 50424 ~70000 50001 ~65000 (WG)	C	
4	02018-50100	Ecrou NUT Mutter	3				~50702		
4	02018-50100	Ecrou NUT Mutter			3		~50423		
4	02018-50100	Ecrou NUT Mutter	2	2			62571-125 50703 ~70000 50001 ~65000 (WG)	C	
4	02018-50100	Ecrou NUT Mutter			2	2	62571-125 50424 ~70000 50001 ~65000 (WG)	C	
5	01133-51045	Boulon BOLT Schraube	4				50001 ~70000 50001 ~65000 (WG)		
5	01133-51045	Boulon BOLT Schraube			4		50001 ~70000 50001 ~65000 (WG)		
5	01150-51045	Boulon BOLT Schraube	4				62571-16 50001~ 50902	C	
5	01150-51045	Boulon BOLT Schraube			4		62571-16 50001~ 50633	C	
5	01170-51045	Boulon BOLT Schraube	4				62571-58 50001~ 51342	C	
5	01170-51045	Boulon BOLT Schraube			4		62571-58 50001~ 51073	C	
5	01173-51045	Boulon BOLT Schraube	4	4			62571-96 50001 ~70000 50001 ~65000 (WG)	C	
5	01173-51045	Boulon BOLT Schraube			4	4	62571-96 50001 ~70000 50001 ~65000 (WG)	C	

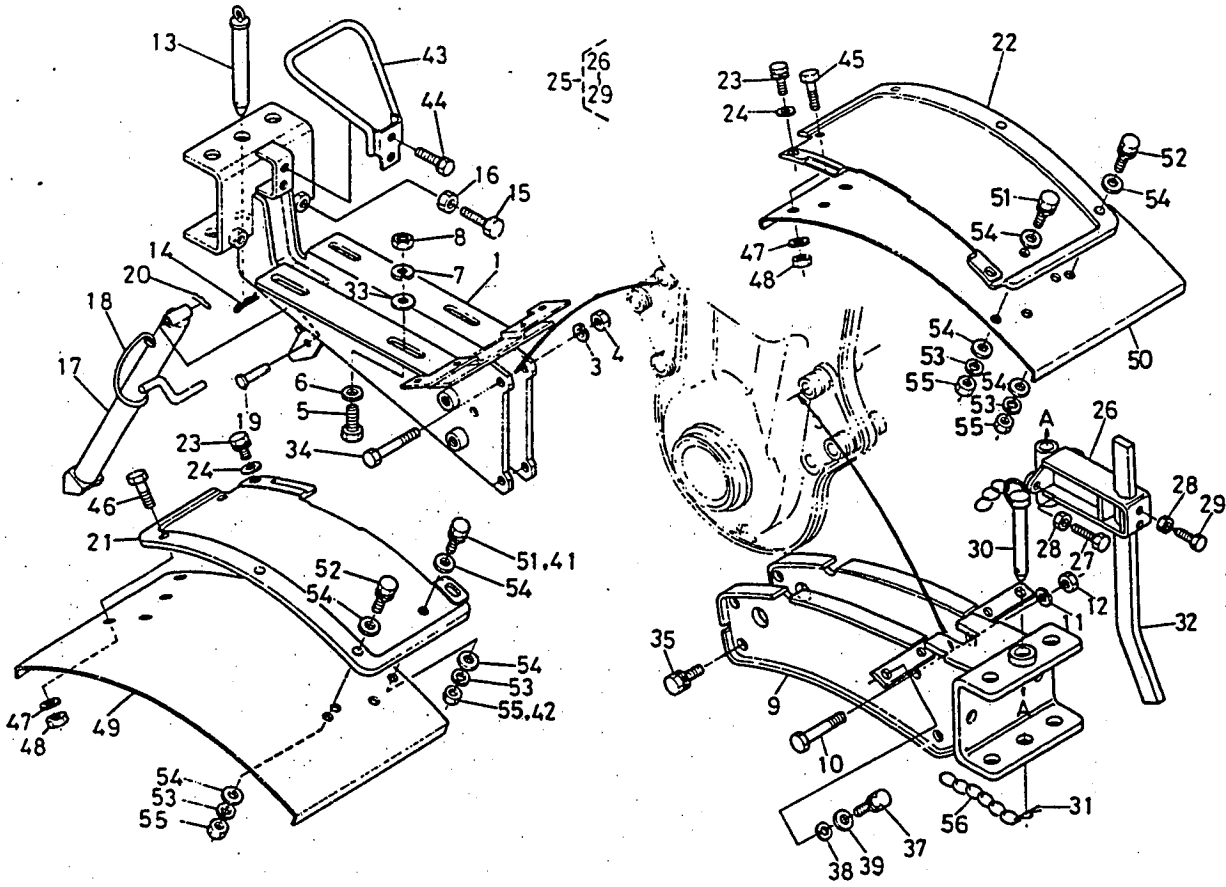
# FIG.13

SUPPORT MOTEUR  
FRONT FRAME  
MOTORLAGERUNG

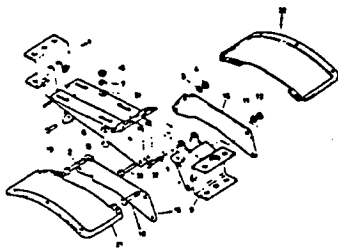
(VIEUX TYPE)  
(OLD TYPE)  
(ALTER TYP)

[~70000  
~65000(WG)]

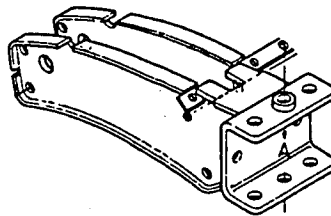
[T750]  
[T850]



REF. No.	TEIL Nr.	REF. No.	TEIL Nr.
162571	5110-0	1662571	5216-0
201173	51085	2162571	5217-0
162571	5210-0	2262571	5272-0
1562571	5215-0		



REF. No. 9. TEIL Nr. 6  
• 62581-5220-2



REF. No. 12. TEIL Nr. 18



Ø: 56-61351-9119-3  
(KTE)

# FIG.13 SUPPORT MOTEUR FRONT FRAME MOTORLAGERUNG

(VIEUX TYPE) (OLD TYPE) (ALTER TYP) [~70000] [T750]  
[~65000 (WG)] [T850]

REF. No. TEIL Nr.	No. DE CODE CODE No. CODE NR.	DESCRIPTION BEZEICHNUNG	UNITÉ · UNIT · GERÄT				INTERCHANGEABILITE INTERCHANGEABILITY AUSTAUSCHBARKEIT		REMARKS REMARKS BEMERKUNGEN
			T750		T850		NUMERO DE REVISION REVISION No. REVISION-Nr.	NUMERO DE SERIE SERIAL No. SERIAL-Nr.	
			FR	WG	FR	WG			
6	04015-50100	Rondelle WASHER, PLAIN Beilagscheibe	4	4	4	4	50001 ~70000 50001 ~65000 (WG)		
7	04512-50100	Rondelle grower WASHER, SPRING Federring	4	4	4	4	50001 ~70000 50001 ~65000 (WG)		
8	02118-50100	Ecrou NUT Mutter	4	4	4	4	50001 ~70000 50001 ~65000 (WG)		
9	62571-5210-0	Attelage complet COMP HITCH Kupplungsbeschlag	1				~50702		
9	62571-5210-0	Attelage complet COMP HITCH Kupplungsbeschlag			1		~50423		
9	62571-5220-0	Attelage complet COMP HITCH Kupplungsbeschlag	1				62571-125 50703~ 70000	C	
9	62571-5220-0	Attelage complet COMP HITCH Kupplungsbeschlag			1		62571-125 50424~ 70000	C	
9	62581-5220-0	Attelage complet COMP HITCH Kupplungsbeschlag	1				62581-31 50703~ 51342	C	
9	62581-5220-0	Attelage complet COMP HITCH Kupplungsbeschlag			1		62581-31 50424~ 51073	C	
9	62581-5220-3	Attelage complet COMP HITCH Kupplungsbeschlag	1				62581-33 50703~ 60003	C	
9	62581-5220-3	Attelage complet COMP HITCH Kupplungsbeschlag			1		62581-33 50424~ 51073	C	
9	62581-5220-4	Attelage complet COMP HITCH Kupplungsbeschlag	1				62581-58 50703~ 70000	C	
9	62581-5220-4	Attelage complet COMP HITCH Kupplungsbeschlag			1		62581-58 50424~ 70000	C	
9	62581-5220-5	Attelage complet COMP HITCH Kupplungsbeschlag	1	1			62581-70 60004 ~70000 60001 ~65000 (WG)	C	
9	62581-5220-5	Attelage complet COMP HITCH Kupplungsbeschlag			1	1	62581-70 60001 ~70000 60001 ~65000 (WG)	C	
10	01173-51060	Boulon BOLT Schraube	3				50001~ 70000		

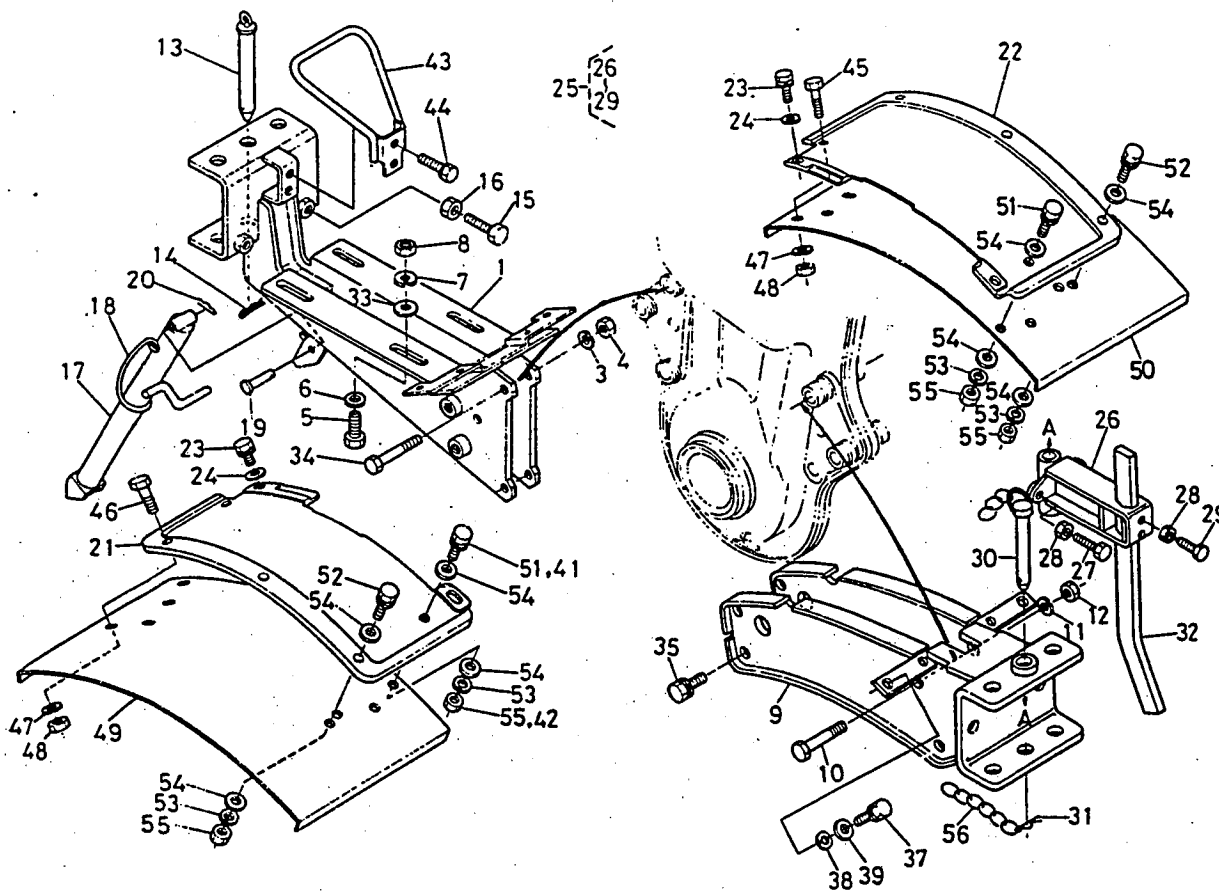
FIG.13

SUPPORT MOTEUR  
FRONT FRAME  
MOTORLAGERUNG

(VIEUX TYPE)  
(OLD TYPE)  
(ALTER TYP)

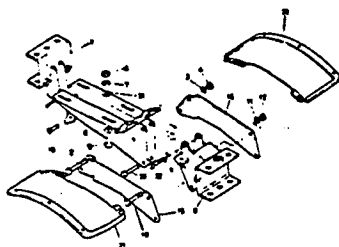
[~70000  
~65000 (WG)]

[T750  
T850]



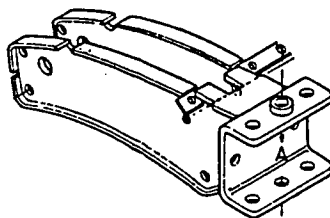
REF. No. TEIL Nr.

- |                |                |
|----------------|----------------|
| ① 62571-5110-0 | ① 62571-5216-0 |
| ② 01173-51085  | ② 62571-5217-0 |
| ③ 62571-5210-0 | ③ 62571-5272-0 |
| ④ 62571-5215-0 |                |




REF. No. ⑤, TEIL Nr. ⑤

- 62581-5220-2



REF. No. ⑥, TEIL Nr. ⑥



- ⑥: 56-61351-9119-3 (KTE)

# FIG.13 SUPPORT MOTEUR FRONT FRAME MOTORLAGERUNG

(VIEUX TYPE)  
(OLD TYPE) [~70000] [T750]  
(ALTER TYP) [~65000(WG)] [T850]

REF. No. TEIL Nr.	No. DE CODE CODE No. CODE NR.	DESCRIPTION BEZEICHNUNG	UNITÉ · UNIT · GERÄT				INTERCHANGEABILITE INTERCHANGEABILITY AUSTAUSCHBARKEIT		REMARQUES REMARKS BEMERKUNGEN
			T750		T850		NUMERO DE REVISION REVISION No. REVISION-Nr.	NUMERO DE SERIE SERIAL No. SERIAL-Nr.	
			FR	WG	FR	WG			
10	01173-51060	Boulon BOLT Schraube			3			50001~ 70000	
10	01173-51085	Boulon BOLT Schraube	2	2			62571-17	50001 ~70000 50001 ~65000 (WG)	C
10	01173-51085	Boulon BOLT Schraube			2	2	62571-17	50001 ~70000 50001 ~65000 (WG)	C
11	04512-50100	Rondelle grower WASHER, SPRING Federring	3					~50702	
11	04512-50100	Rondelle grower WASHER, SPRING Federring			3			~50423	
11	04512-50100	Rondelle grower WASHER, SPRING Federring	2	2			62571-125	50703 ~70000 60001 ~65000 (WG)	C
11	04512-50100	Rondelle grower WASHER, SPRING Federring			2	2	62571-125	50424 ~70000 60001 ~65000 (WG)	C
12	02018-50100	Ecrou NUT Mutter	3					~50702	
12	02018-50100	Ecrou NUT Mutter			3			~50423	
12	02118-50100	Ecrou NUT Mutter	2	2			62571-125	50703 ~70000 60001 ~65000 (WG)	C
12	02118-50100	Ecrou NUT Mutter			2	2	62571-125	50424 ~70000 60001 ~65000 (WG)	C
13	62151-5215-0	Epingle PIN, FRONT HITCH Kupplungsstift	1	1	1	1		50001 ~70000 50001 ~65000 (WG)	
14	05515-51600	Epingle PIN, SNAP Sicherungsstift	1	1	1	1		50001 ~70000 50001 ~65000 (WG)	
15	62571-5215-0	Support(G) STAY, LH Stütze links	1				62571-125	~50702	
15	62571-5215-0	Support(G) STAY, LH Stütze links			1		62571-125	~50423	
16	62571-5216-0	Support(D) STAY, RH Stütze rechts	1				62571-125	~50702	

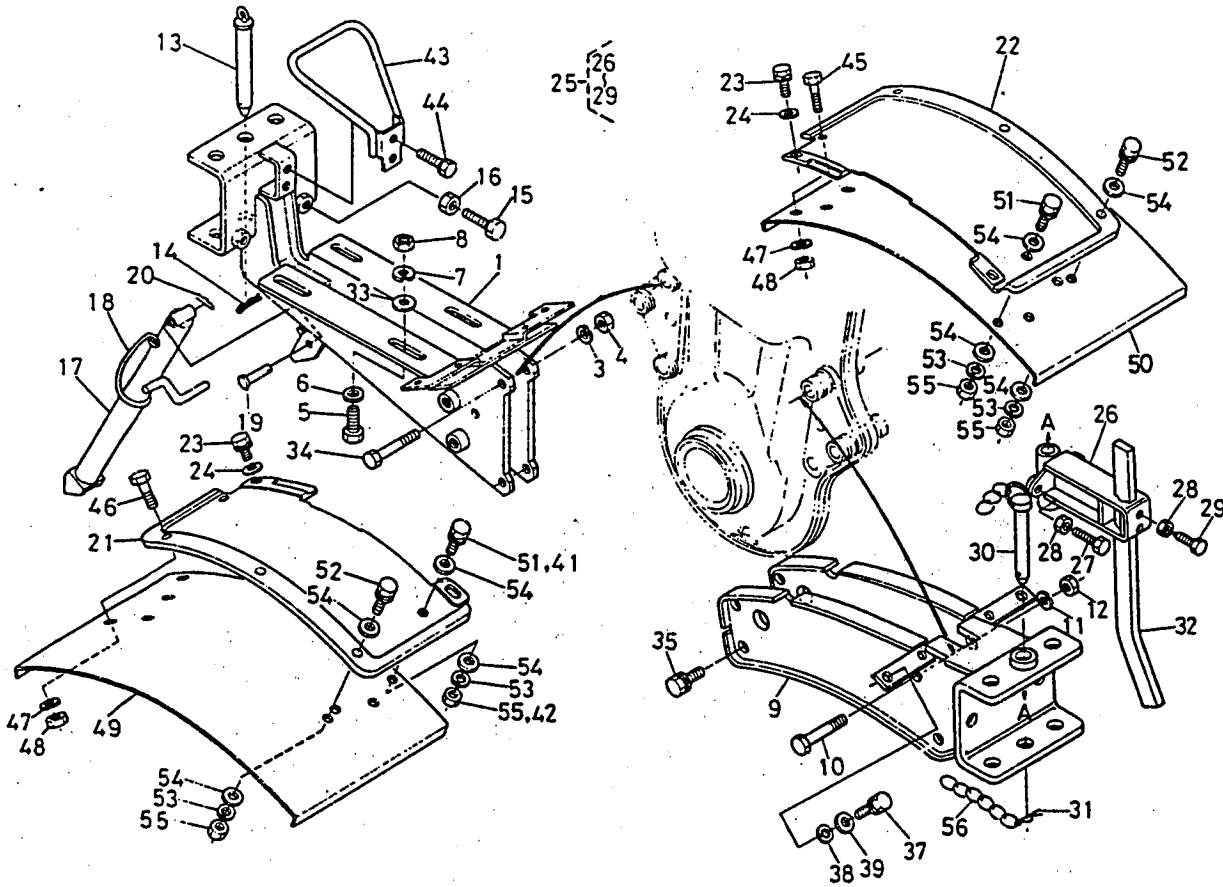
# FIG.13

SUPPORT MOTEUR  
FRONT FRAME  
MOTORLAGERUNG

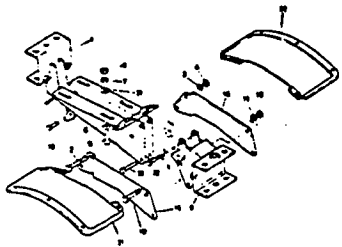
(VIEUX TYPE)  
(OLD TYPE)  
(ALTER TYP)

[~70000  
~65000 (WG)]

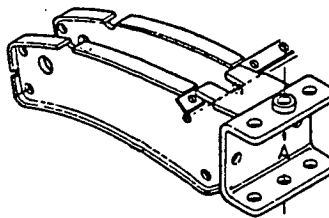
[T750  
T850]



REF. No.	TEIL Nr.
162571-5110-0	1662571-5216-0
101173-51085	162571-5217-0
162571-5210-0	162571-5272-0
162571-5215-0	



REF. No.	TEIL Nr.
162581-5220-2	



REF. No.	TEIL Nr.
16256-61351-9119-3	



16256-61351-9119-3  
(KTE)

**FIG.13** SUPPORT MOTEUR  
FRONT FRAME  
MOTORLAGERUNG

(VIEUX TYPE)  
(OLD TYPE)  
(ALTER TYP)

{ ~70000  
~65000 (WG) }

[T750]  
[T850]

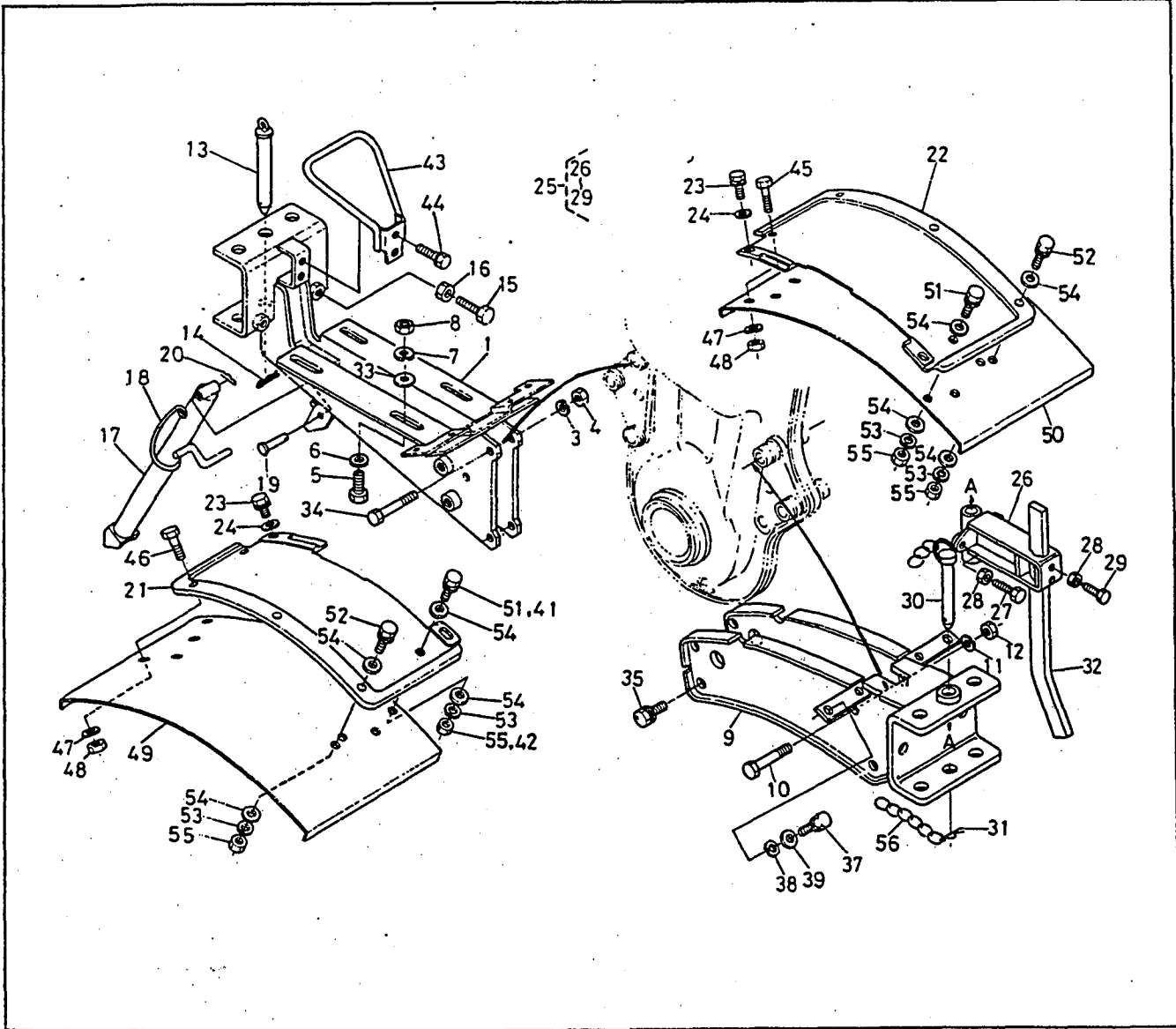
REF. No. TEIL. Nr.	No. DE CODE CODE No. CODE NR.	DESCRIPTION BEZEICHNUNG	UNITÉ · UNIT · GERÄT				INTERCHANGEABILITY AUSTAUSCHBARKEIT		REMARQUES REMARKS BEMERKUNGEN
			T750		T850		NUMERO DE REVISION REVISION No.	NUMERO DE SERIE SERIAL No.	
			FR	WG	FR	WG			
16	62571-5216-0	Support(D) STAY, RH Stütze rechts			1		62571-125	~50423	
17	62081-5117-0	Bequille STAND Ständer	1					~60070	
17	62081-5117-0	Bequille STAND Ständer			1			~51073	
17	62581-5212-0	Bequille STAND Ständer	1				62581-99	60071~ 70000	C
17	62581-5212-0	Bequille STAND Ständer		1			62581-99	60001~ 65000	
17	62581-5212-0	Bequille STAND Ständer			1		62581-99	60001~ 70000	C
17	62581-5212-0	Bequille STAND Ständer				1	62581-99	60001~ 65000	
17	62581-5212-2	Bequille STAND Ständer	1				62581-119	60001~ 70000	C
17	62581-5212-2	Bequille STAND Ständer			1		62581-119	60001~ 70000	C
18	62081-5118-0	Ressort SPRING, STAND Feder	1	1				~60670	
18	62081-5118-0	Ressort SPRING, STAND Feder			1	1		~51073	
18	61041-5213-0	Ressort SPRING, STAND Feder	1	1			62581-99	60671 ~70000 60001 ~65000 (WG)	C
18	61041-5213-0	Ressort SPRING, STAND Feder			1	1	62581-99	60001 ~70000 60001 ~65000 (WG)	C
19	62081-5119-0	Epingle PIN, STAND Stift	1	1	1	1		50001 ~70000 50001 ~65000 (WG)	
20	05515-50800	Epingle PIN, SNAP Sicherungsstift	1	1	1	1		50001 ~70000 50001 ~65000 (WG)	
21	62571-5271-0	Defense(G) FENDER, LH Kotflügel links	1					~50462	

**FIG.13** SUPPORT MOTEUR  
FRONT FRAME  
MOTORLAGERUNG

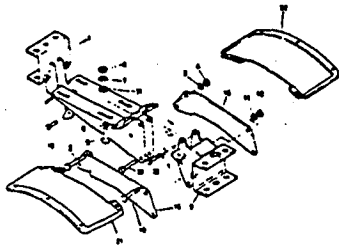
(VIEUX TYPE)  
(OLD TYPE)  
(ALTER TYP)

{ ~70000  
~65000 (WG) }

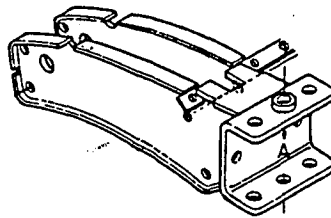
{ T750  
T850 }



REF. No. TEIL Nr.  
 ① 62571-5110-0 ② 62571-5216-0  
 ③ 01173-51085 ④ 62571-5217-0  
 ⑤ 62571-5210-0 ⑥ 62571-5272-0  
 ⑦ 62571-5215-0



REF. No. ⑧ TEIL Nr. ⑧  
 • 62581-5220-2



REF. No. ⑨ TEIL Nr. ⑨





# FIG.13 SUPPORT MOTEUR FRONT FRAME MOTORLAGERUNG

(VIEUX TYPE) (OLD TYPE) (ALTER TYP) ~70000 [T750]  
~65000(WG) [T850]

REF. No. TEIL Nr.	No. DE CODE CODE No. CODE NR.	DESCRIPTION BEZEICHNUNG	UNITÉ · UNIT · GERÄT				INTERCHANGEABILITE INTERCHANGEABILITY AUSTAUSCHBARKEIT		REMARQUES REMARKS BEMERKUNGEN
			T750		T850		NUMERO DE REVISION REVISION No. REVISION-Nr.	NUMERO DE SERIE SERIAL No. SERIAL-Nr.	
			FR	WG	FR	WG			
21	62571-5271-0	Defense(G) FENDER, LH Kotflügel links			1			~50223	
21	62331-5271-0	Defense(G) FENDER, LH Kotflügel links	1				62571-107	50001~51342	C
21	62331-5271-0	Defense(G) FENDER, LH Kotflügel links			1		62571-107	50001~51073	C
21	62331-5271-2	Defense(G) FENDER, LH Kotflügel links	1				62331-31	50001~70000	C
21	62331-5271-2	Defense(G) FENDER, LH Kotflügel links			1		62331-31	50001~70000	C
21	62332-5271-0	Defense(G) FENDER, LH Kotflügel links		1		1		50001~65000	
22	62571-5272-0	Defense(D) FENDER, RH Kotflügel rechts	1					~50462	
22	62571-5272-0	Defense(D) FENDER, RH Kotflügel rechts			1			~50223	
22	62331-5272-0	Defense(D) FENDER, RH Kotflügel rechts	1				62571-108	50001~51342	C
22	62331-5272-0	Defense(D) FENDER, RH Kotflügel rechts			1		62571-108	50001~51073	C
22	62331-5272-2	Defense(D) FENDER, RH Kotflügel rechts	1				62331-31	50001~70000	C
22	62331-5272-2	Defense(D) FENDER, RH Kotflügel rechts			1		62331-31	50001~70000	C
22	62332-5272-0	Defense(D) FENDER, RH Kotflügel rechts		1		1		50001~65000	
23	01123-50816	Boulon BOLT Schraube	4					~50462	
23	01123-50816	Boulon BOLT Schraube			4			~50223	
23	01123-50814	Boulon BOLT Schraube	4				62571-80	50001~51342	C

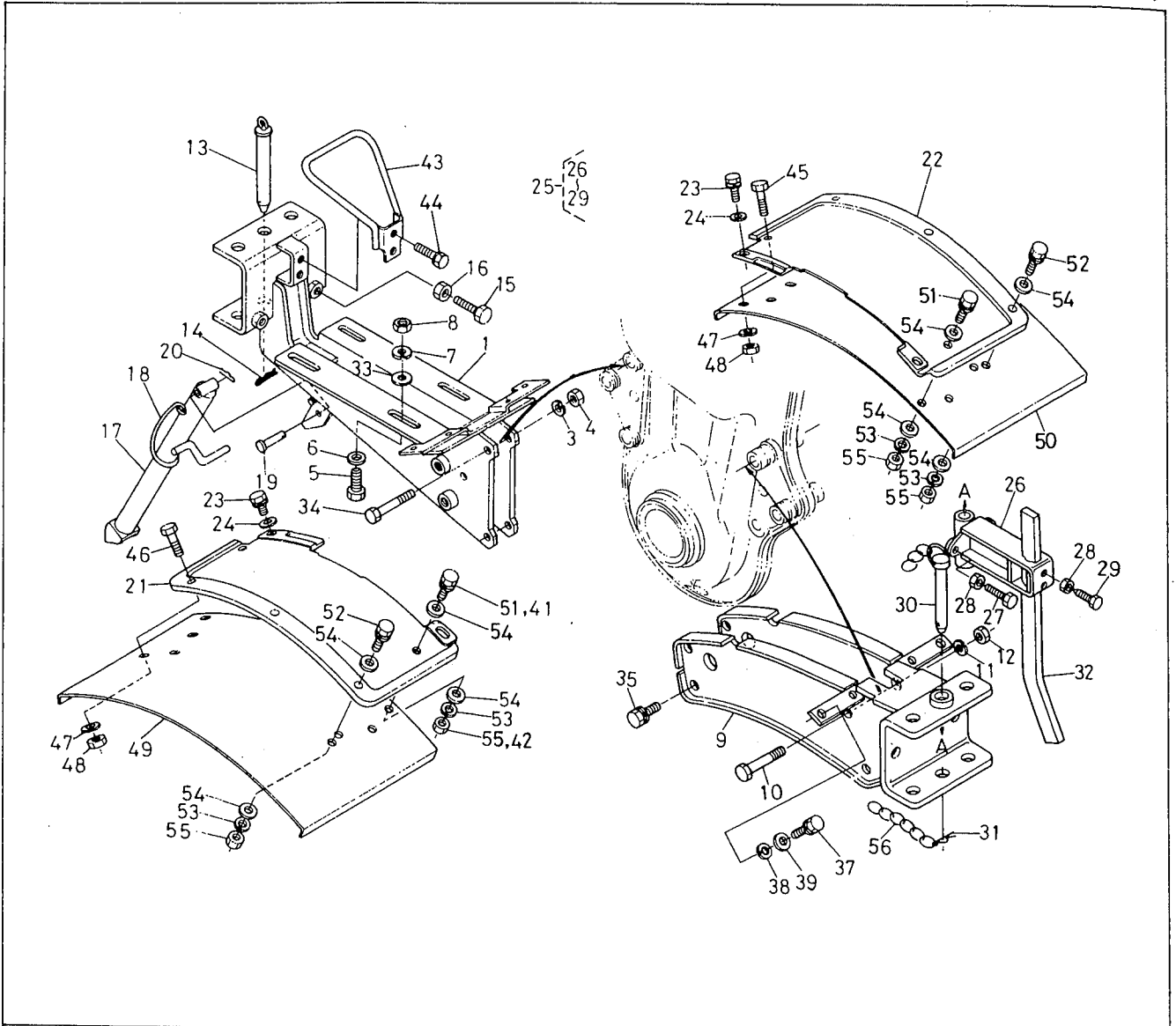
FR:France WG:Allemagne  
FR:France WG:West Germany  
FR:Frankreich WG:Westdeutschland

**FIG.13** SUPPORT MOTEUR  
FRONT FRAME  
MOTORLAGERUNG

(VIEUX TYPE)  
(OLD TYPE)  
(ALTER TYP)

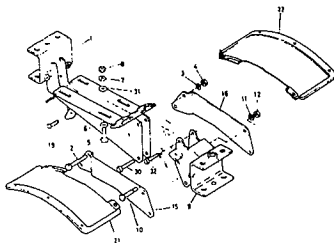
[~70000  
~65000 (WG)]

[T750]  
[T850]



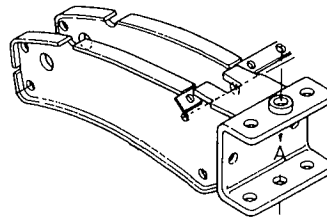
REF. No., TEIL Nr.

- |                |                |
|----------------|----------------|
| ① 62571-5110-0 | ⑩ 62571-5216-0 |
| ② 01173-51085  | ⑪ 62571-5217-0 |
| ③ 62571-5210-0 | ⑫ 62571-5272-0 |
| ④ 62571-5215-0 |                |



REF. No., ⑨, TEIL Nr. ⑨

- 62581-5220-2



REF. No. 10, TEIL Nr. 10



- ⑫ 56-61351-9119-3  
(KTE)

**FIG.13** SUPPORT MOTEUR  
FRONT FRAME  
MOTORLAGERUNG

(VIEUX TYPE)  
(OLD TYPE) [~70000] (T750)  
(ALTER TYP) [~65000 (WG)] (T850)

REF. No. TEIL Nr.	No. DE CODE CODE No. CODE NR.	DESCRIPTION BEZEICHNUNG	UNITÉ · UNIT · GERÄT				INTERCHANGEABILITY INTERCHANGEABILITY AUSTAUSCHBARKEIT		REMARQUES REMARKS BEMERKUNGEN
			T750		T850		NUMERO DE REVISION REVISION No. REVISION-Nr.	NUMERO DE SERIE SERIAL No. SERIAL-Nr.	
			FR	WG	FR	WG			
23	01123-50814	Boulon BOLT Schraube			4		62571-80	50001~ 51073	C
23	01123-50816	Boulon BOLT Schraube	4	4			62331-31	50001 ~70000 50001 ~65000 (WG)	C
23	01123-50816	Boulon BOLT Schraube			4	4	62331-31	50001 ~70000 50001 ~65000 (WG)	C
24	04013-50080	Rondelle WASHER, PLAIN Beilagscheibe	4	8	4	8		50001 ~70000 50001 ~65000 (WG)	
25	62271-6110-0	Attelage complet ASSY, HITCH, UNIVERSAL Universal Kupplung, Komplet	1	1	1	1		50001 ~70000 50001 ~65000 (WG)	
26	62271-6111-0	Attelage HITCH, UNIVERSAL Kupplungsbeschlag	1	1	1	1		50001 ~70000 50001 ~65000 (WG)	
27	01152-51245	Vis BOLT Schraube	2	2	2	2		50001 ~70000 50001 ~65000 (WG)	
28	02112-50120	Ecrou NUT Mutter	4	4	4	4		50001 ~70000 50001 ~65000 (WG)	
29	61011-5215-0	Vis BOLT, SET Stellschraube	2	2	2	2		50001 ~70000 50001 ~65000 (WG)	
30	62151-5215-0	Cheville PIN, HITCH FRONT Kupplungsstift, vorn	1	1	1	1		50001 ~70000 50001 ~65000 (WG)	
31	05515-51600	Epingle PIN, SNAP Sicherungsstift	1	1	1	1		50001 ~70000 50001 ~65000 (WG)	
32	92316-0023-0	Eperon BAR, RESISTOR Sporn	1	1				50001 ~61670 50001 ~60075 (WG)	
32	92316-0023-0	Eperon BAR, RESISTOR Sporn			1			~51073	
32	62581-6112-2	Eperon BAR, RESISTOR Sporn	1	1			62581-108	50001 ~70000 50001 ~65000 (WG)	C
32	62581-6112-2	Eperon BAR, RESISTOR Sporn			1	1	62581-108	50001 ~70000 50001 ~65000 (WG)	C
33	04013-50100	Rondelle WASHER, PLAIN Beilagscheibe	4	4			62571-16	50001 ~70000 50001 ~65000 (WG)	A

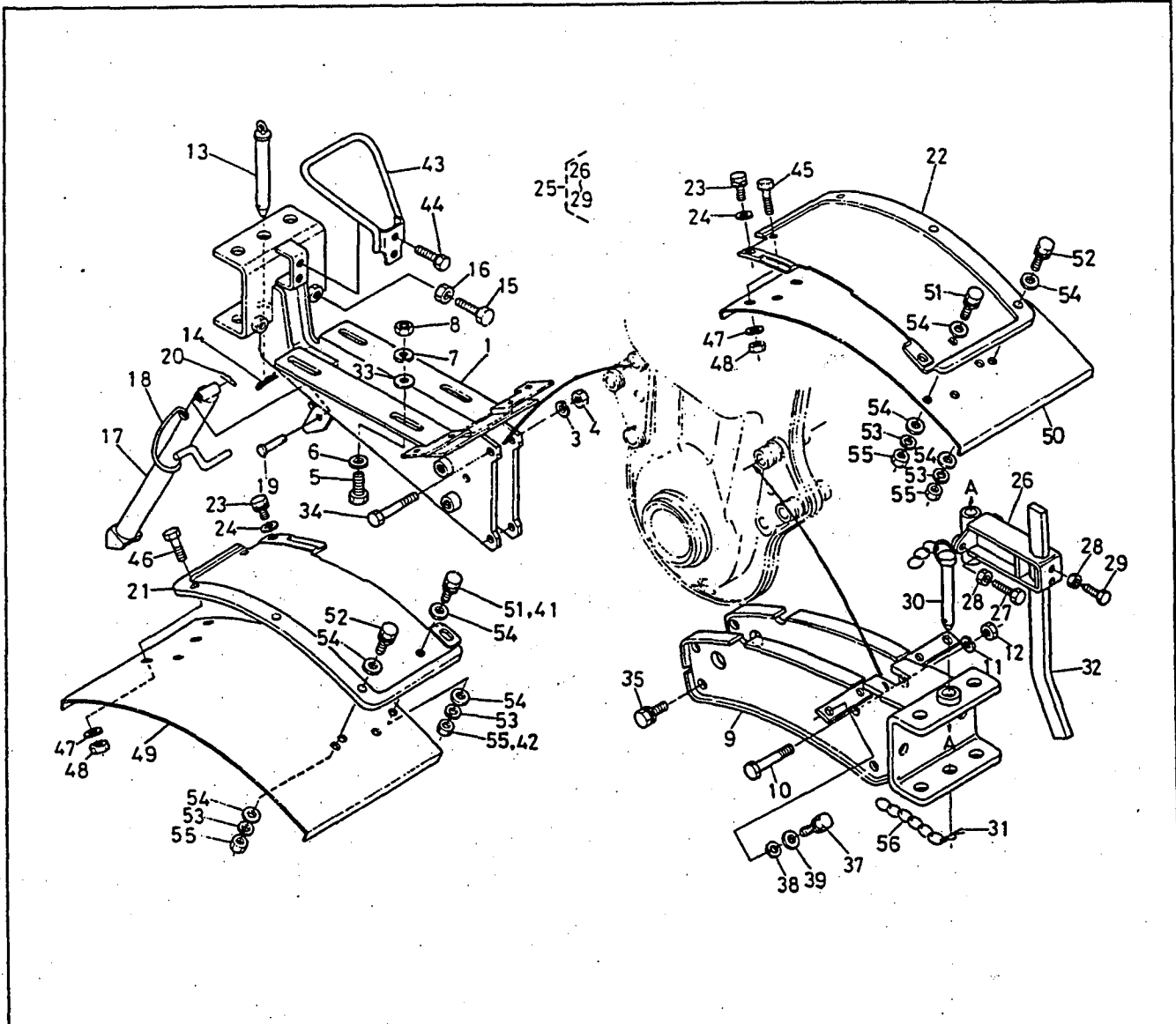
**FIG.13**

**SUPPORT MOTEUR  
FRONT FRAME  
MOTORLAGERUNG**

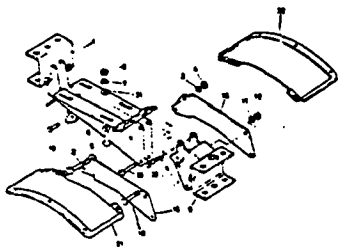
**(VIEUX TYPE)  
(OLD TYPE)  
(ALTER TYP)**

**[~70000  
~65000 (WG)]**

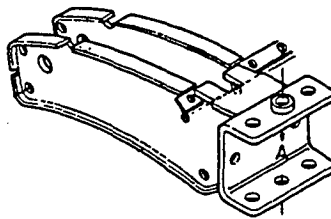
**[T750  
T850]**



REF. No., TEIL Nr.  
 ① 62571-5110-0    1662571-5216-0  
 ② 01173-51085    2162571-5217-0  
 ③ 62571-5210-0    3262571-5272-0  
 ④ 62571-5215-0



REF. No. ⑤, TEIL Nr. ⑤  
 • 62581-5220-2



REF. No. 18, TEIL Nr. 18



8: 56-61351-9119-3  
 (KTE)

# FIG.13

**SUPPORT MOTEUR  
FRONT FRAME  
MOTORLAGERUNG**

(VIEUX TYPE)  
(OLD TYPE)  
(ALTER TYP)

{ ~70000  
~65000 (WG) }

{ T750  
T850 }

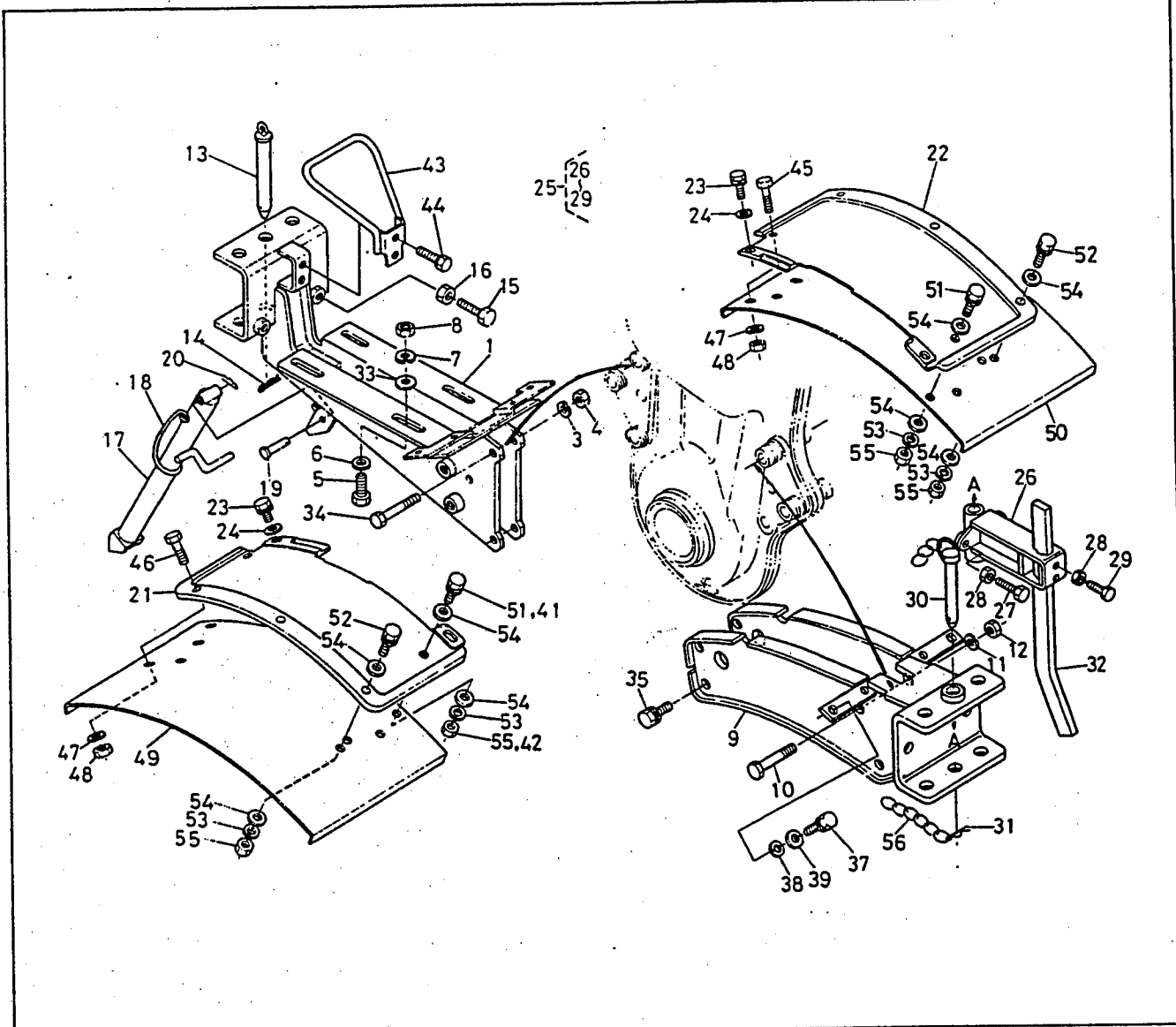
REF. No. TEIL Nr.	No. DE CODE CODE No. CODE NR.	DESCRIPTION BEZEICHNUNG	UNITÉ · UNIT · GERÄT				INTERCHANGEABILITY AUSTAUSCHBARKEIT		REMARQUES REMARKS BEMERKUNGEN
			T750		T850		NUMERO DE REVISION REVISION No. REVISION-Nr.	NUMERO DE SERIE SERIAL No. SERIAL-Nr.	
			FR	WG	FR	WG			
33	04013-50100	Rondelle WASHER, PLAIN Beilagscheibe			4	4	62571-16	50001 ~70000 50001 ~65000 (WG)	A
34	01173-51050	Boulon BOLT Schraube	1				62571-17	50001 ~ 50702	A
34	01173-51050	Boulon BOLT Schraube			1		62571-17	50001 ~ 50423	A
34	01173-51050	Boulon BOLT Schraube	3	3			62571-124	50001 ~70000 50001 ~65000 (WG)	C
34	01173-51050	Boulon BOLT Schraube			3	3	62331-24	50001 ~70000 50001 ~65000 (WG)	C
35	01133-51025	Vis BOLT Schraube	4	4			62571-125	50703 ~70000 50001 ~65000 (WG)	A
35	01133-51025	Vis BOLT Schraube			4	4	62571-125	50424 ~70000 50424 ~65000 (WG)	A
36	01173-51065	Boulon BOLT Schraube	1	1			62571-17	50462~	A
36	01173-51065	Boulon BOLT Schraube			1	1	62571-17	50001 ~70000 50001 ~65000 (WG)	A
36	01173-51075	Boulon BOLT Schraube	1	1			62571-116	50473~ 51342	C
36	01173-51075	Boulon BOLT Schraube			1	1	62571-125	50004~ 51073	C
37	01150-50818	Boulon BOLT Schraube	4				62331-31	60001 ~70000 60001 ~65000 (WG)	A
37	01150-50818	Boulon BOLT Schraube			4		62331-31	60001 ~70000 60001 ~65000 (WG)	A
38	04013-50080	Rondelle WASHER, PLAIN Beilagscheibe	4				62331-31	60001 ~70000 60001 ~65000 (WG)	A
38	04013-50080	Rondelle WASHER, PLAIN Beilagscheibe			4		62331-31	60001 ~70000 60001 ~65000 (WG)	A
39	04512-50080	Rondelle grower WASHER, SPRING Federring	4				62331-31	60001 ~70000 60001 ~65000 (WG)	A

**FIG.13** SUPPORT MOTEUR  
FRONT FRAME  
MOTORLAGERUNG

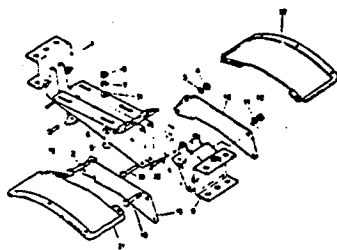
(VIEUX TYPE)  
(OLD TYPE)  
(ALTER TYP)

{ ~70000  
~65000 (WG) }

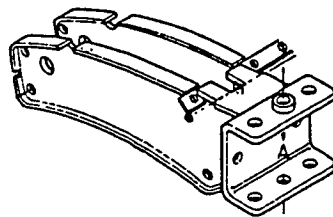
{ T750  
T850 }



REF. No., TEIL Nr.  
 62571-5110-0    62571-5216-0  
 01173-51085    62571-5217-0  
 62571-5210-0    62571-5272-0  
 62571-5215-0



REF. No., TEIL Nr.  
 62581-5220-2



REF. No. 18, TEIL Nr. 18



8: 56-61351-9119-3  
(KTE)

# FIG.13

**SUPPORT MOTEUR  
FRONT FRAME  
MOTORLAGERUNG**

(VIEUX TYPE)  
(OLD TYPE)  
(ALTER TYP)

{ ~70000  
~65000 (WG) }

{ T750  
T850 }

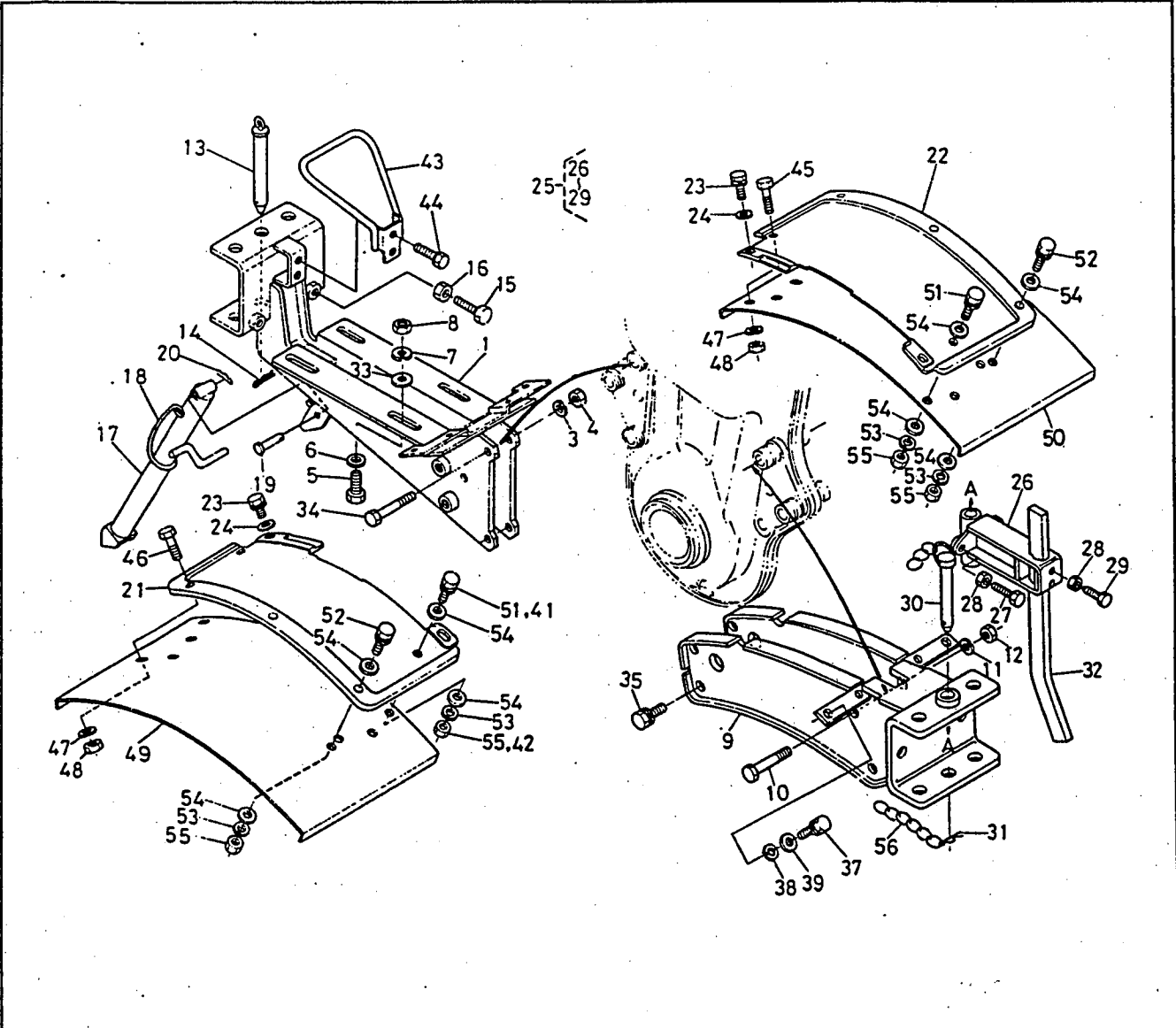
REF. No. TEIL Nr.	No. DE CODE CODE No. CODE NR.	DESCRIPTION BEZEICHNUNG	UNITÉ · UNIT · GERÄT				INTERCHANGEABILITE INTERCHANGEABILITY AUSTAUSCHBARKEIT		REMARQUES REMARKS BEMERKUNGEN
			T750		T850		NUMERO DE REVISION REVISION No. REVISION-Nr.	NUMERO DE SERIE SERIAL No. SERIAL-Nr.	
			FR	WG	FR	WG			
39	04512-50080	Rondelle grower WASHER, SPRING Federring			4		62331-31	60001 ~70000 60001 ~65000 (WG)	A
40	02114-50080	Ecrou NUT Mutter	4				62331-31	60001 ~70000 60001 ~65000 (WG)	A
40	02114-50080	Ecrou NUT Mutter			4		62331-31	60001 ~70000 60001 ~65000 (WG)	A
41	01172-51035	Boulon BOLT Schraube	2				62581-27	50703~ 70000	A
41	01172-51035	Boulon BOLT Schraube			2		62581-19	50004~ 70000	A
42	02116-50100	Ecrou NUT Mutter	2				62581-27	50703~ 70000	A
42	02116-50100	Ecrou NUT Mutter			2		62331-19	50004~ 70000	A
43	61163-5223-0	Protecteur PROTECTOR Beilagscheibe		1		1		50001~ 65000	
44	01123-50816	Vis BOLT Schraube		2		2		50001~ 65000	
45	01150-50820	Boulon BOLT Schraube		2		2		50001~ 65000	
46	01150-50828	Boulon BOLT Schraube		2		2		50001~ 65000	
47	04512-50080	Rondelle grower WASHER, SPRING Federring		4		4		50001~ 65000	
48	02114-50080	Ecrou NUT Mutter		4		4		50001~ 65000	
49	61354-5261-0	Couvercle COVER, ROTARY LH Kotflügelabdeckung links	1					50001~ 70000	
49	61354-5261-0	Couvercle COVER, ROTARY LH Kotflügelabdeckung links			1			50001~ 70000	
49	61354-5262-3	Couvercle COVER, ROTARY LH Kotflügelabdeckung links	1				61213-85	50001~ 70000	C

**FIG.13** SUPPORT MOTEUR  
FRONT FRAME  
MOTORLAGERUNG

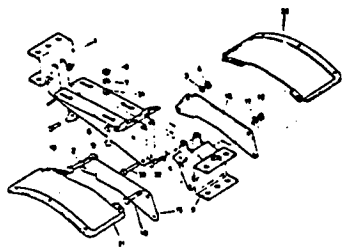
(VIEUX TYPE)  
(OLD TYPE)  
(ALTER TYP)

{ ~70000  
~65000 (WG) }

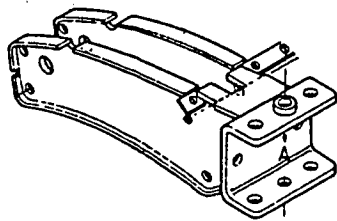
(T750)  
(T850)




- |                |                |
|----------------|----------------|
| REF. No.       | TEIL. Nr.      |
| ① 62571-5110-0 | 1662571-5216-0 |
| ② 01173-51085  | 2162571-5217-0 |
| ③ 62571-5210-0 | 2262571-5272-0 |
| ④ 62571-5215-0 |                |



REF. No. ⑤, TEIL. Nr. ⑥  
• 62581-5220-2



REF. No. 18, TEIL. Nr. 18



8: 56-61351-9119-3  
(KTE)



# FIG.13

SUPPORT MOTEUR  
FRONT FRAME  
MOTORLAGERUNG

(VIEUX TYPE)  
(OLD TYPE) [~70000] [T750]  
(ALTER TYP) [~65000 (WG)] [T850]

REF. No. TEIL Nr.	No. DE CODE CODE No. CODE NR.	DESCRIPTION BEZEICHNUNG	UNITÉ · UNIT · GERÄT				INTERCHANGEABILITE INTERCHANGEABILITY AUSTAUSCHBARKEIT		REMARKS REMARKS BEMERKUNGEN
			T750		T850		NUMERO DE REVISION REVISION No. REVISION-Nr.	NUMERO DE SERIE SERIAL No. SERIAL-Nr.	
			FR	WG	FR	WG			
49	61354-5262-3	Couvercle COVER, ROTARY LH Kotflügelabdeckung links			1		61213-85	50001~ 70000	C
50	61354-5262-0	Couvercle COVER, ROTARY RH Kotflügelabdeckung rechts	1					50001~ 70000	
50	61354-5262-0	Couvercle COVER, ROTARY RH Kotflügelabdeckung rechts			1			50001~ 70000	
50	61354-5262-3	Couvercle COVER, ROTARY RH Kotflügelabdeckung rechts	1				61213-86	50001~ 70000	C
50	61354-5262-3	Couvercle COVER, ROTARY RH Kotflügelabdeckung rechts			1		61213-86	50001~ 70000	C
51	01150-50828	Boulon BOLT Schraube		2		2		50001~ 65000	
52	01150-50832	Boulon BOLT Schraube		2		2		50001~ 65000	
53	04512-50080	Rondelle grower WASHER, SPRING Federring		4		4		50001~ 65000	
54	04013-50080	Rondelle WASHER, PLAIN Beilagscheibe		8		8		50001~ 65000	
55	02114-50080	Ecrou NUT Mutter		4		4		50001~ 65000	
56	61113-5221-0	Chaine CHAIN Kette		1		1		50001~ 65000	

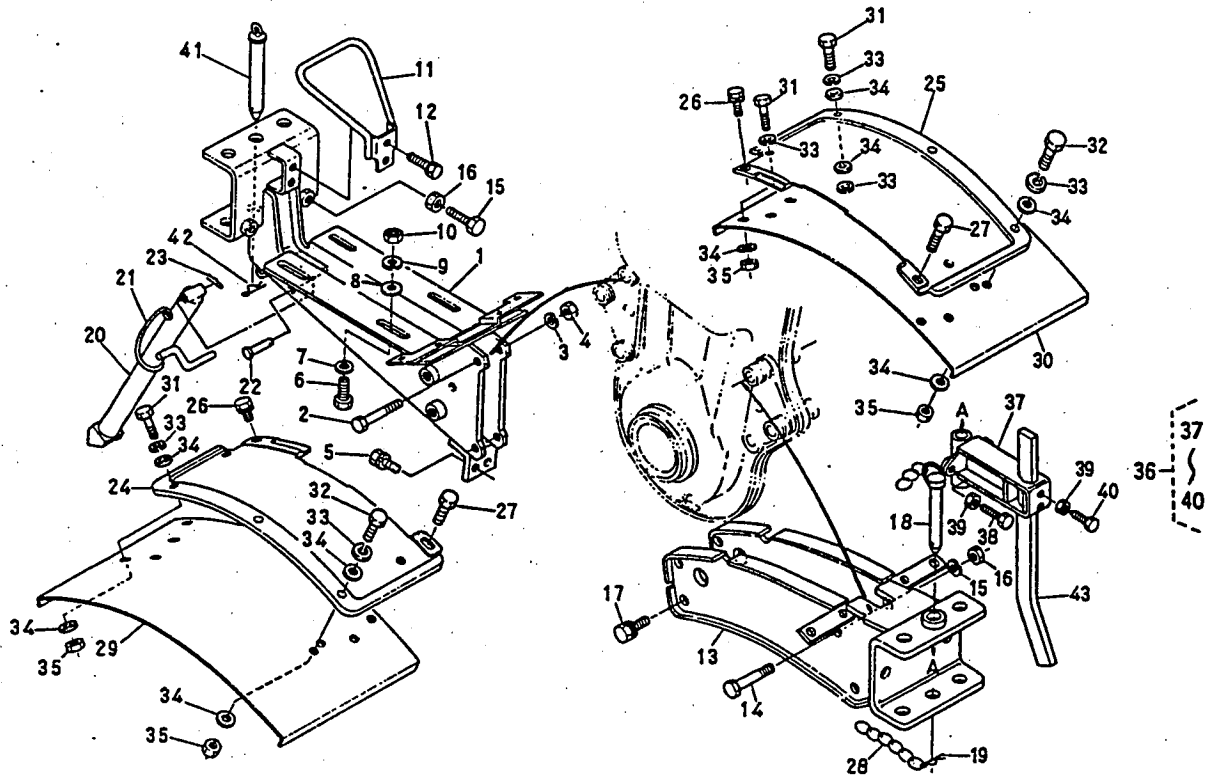
FIG.13

SUPPORT MOTEUR  
FRONT FRAME  
MOTORLAGERUNG

(NEUF TYPE)  
(NEW TYPE)  
(NEUER TYP)

[70001~  
65001 (WG)~]

[T750-D]  
[T850-D]



# FIG.13

**SUPPORT MOTEUR  
FRONT FRAME  
MOTORLAGERUNG**

(NEUF TYPE)  
(NEW TYPE)  
(NEUER TYP)

[70001~  
65001 (WG)~]

[T750-D]  
[T850-D]

REF. No. TEIL Nr.	No. DE CODE CODE No. CODE NR.	DESCRIPTION BEZEICHNUNG	UNITÉ.UNIT.GERÄT						INTERCHANGEABILITE INTERCHANGEABILITY AUSTAUSCHBARKEIT		REMARQUES REMARKS BEMERKUNGEN
			T750-D			T850-D			NUMERO DE REVISION REVISION No. REVISION-Nr.	NUMERO DE SERIE SERIAL No. SERIAL-Nr.	
			FR	WG	HO	FR	WG				
1	62681-5110-0	Support moteur complet COMP FRAME, FRONT Lagerbock	1		1				70001~ 65001 (WG)~		
1	62691-5110-0	Support moteur complet COMP FRAME, FRONT Lagerbock				1			70001~ 65001 (WG)~		
1	62686-5110-0	Support moteur complet COMP FRAME, FRONT Lagerbock		1					70001~ 65001 (WG)~		
1	62696-5110-0	Support moteur complet COMP FRAME, FRONT Lagerbock					1		70001~ 65001 (WG)~		
2	01173-51050	Boulon BOLT Schraube	3	3	3	3	3		70001~ 65001 (WG)~		
3	04512-50100	Rondelle grower WASHER, SPRING Federring	3	3	3	3	3		70001~ 65001 (WG)~		
4	02118-50100	Ecrou NUT Mutter	3	3	3	3	3		70001~ 65001 (WG)~		
5	01120-51025	Boulon BOLT Schraube	2	2	2	2	2		70001~ 65001 (WG)~		
6	01173-51040	Boulon BOLT Schraube	4	4	4	4	4		70001~ 65001 (WG)~		
7	04015-50100	Rondelle WASHER, PLAIN Beilagscheibe	4	4	4	4	4		70001~ 65001 (WG)~		
8	04013-50100	Rondelle WASHER, PLAIN Beilagscheibe	4	4	4	4	4		70001~ 65001 (WG)~		
9	04512-50100	Rondelle grower WASHER, SPRING Federring	4	4	4	4	4		70001~ 65001 (WG)~		
10	02118-50100	Ecrou NUT Mutter	4	4	4	4	4		70001~ 65001 (WG)~		
11	61163-5223-0	Protecteur PROTECTOR Spritzblech		1			1		70001~ 65001 (WG)~		
12	01123-50816	Boulon BOLT Schraube		2			2		70001~ 65001 (WG)~		
13	62681-5210-0	Attelage complet COMP HITCH Kupplungs-beschlag	1	1	1	1	1		70001~ 65001 (WG)~		

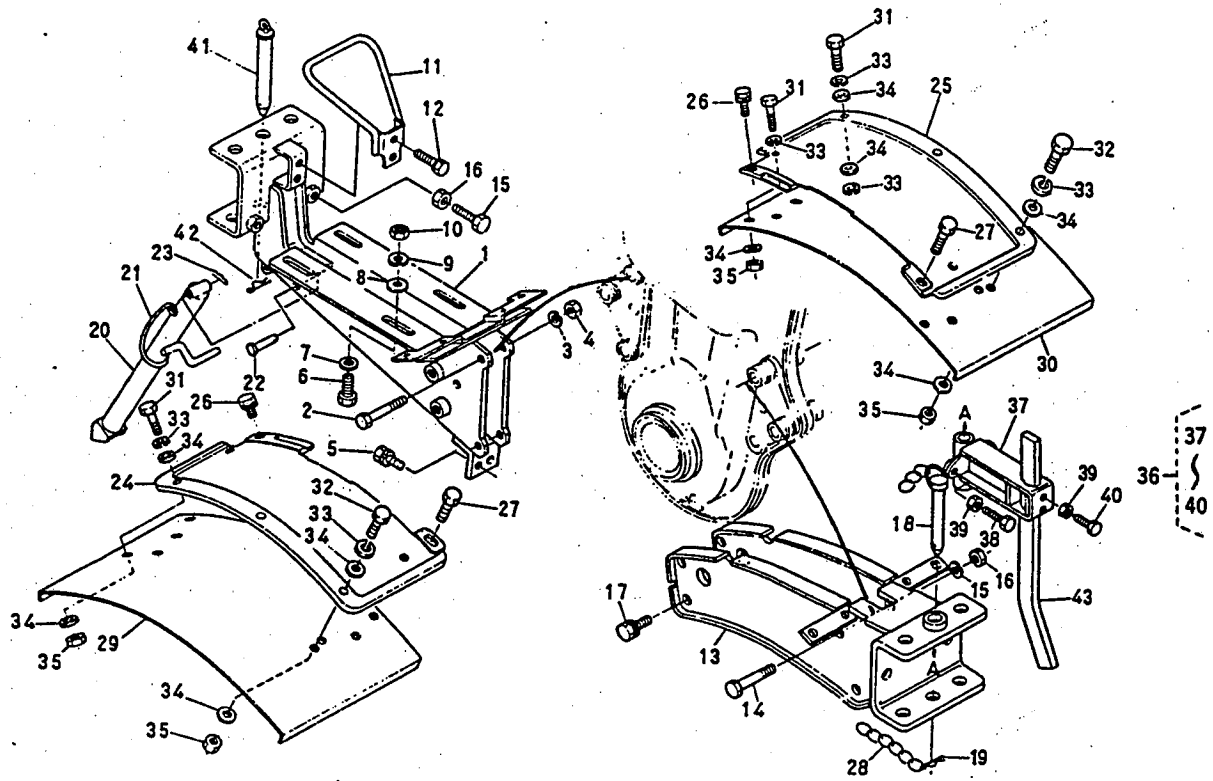
FIG.13

SUPPORT MOTEUR  
FRONT FRAME  
MOTORLAGERUNG

(NEUF TYPE)  
(NEW TYPE)  
(NEUER TYP)

[70001~  
65001 (WG)~]

[T750-D]  
[T850-D]



# FIG.13

## SUPPORT MOTEUR FRONT FRAME MOTORLAGERUNG

(NEUF TYPE)  
(NEW TYPE)  
(NEUER TYP)

{ 70001~  
65001 (WG)~ }

{ T750-D  
T850-D }

REF. No. TEIL Nr.	No. DE CODE CODE No. CODE NR.	DESCRIPTION BEZEICHNUNG	UNITÉ.UNIT.GERÄT						INTERCHANGEABILITY AUSTAUSCHBARKEIT		REMARKS REMARKS BEMERKUNGEN
			T750-D			T850-D			NUMERO DE REVISION REVISION No. REVISION-Nr.	NUMERO DE SERIE SERIAL No. SERIAL-Nr.	
			FR	WG	HO	FR	WG				
14	62681-5211-0	Boulon BOLT Schraube	3	3	3	3	3		70001~ 65001 (WG)~		
15	04512-50100	Rondelle grower WASHER, SPRING Federring	3	3	3	3	3		70001~ 65001 (WG)~		
16	02118-50100	Ecrou NUT Mutter	3	3	3	3	3		70001~ 65001 (WG)~		
17	01133-51020	Boulon BOLT Schraube	4	4	4	4	4		70001~ 65001 (WG)~		
18	62151-5215-0	Epingle PIN, FRONT HITCH Kupplungsstift	1	1	1	1	1		70001~ 65001 (WG)~		
19	05515-51600	Epingle PIN, SNAP Sicherungsstift	1	1	1	1	1		70001~ 65001 (WG)~		
20	62681-5212-0	Bequille STAND Ständer	1	1	1	1	1		70001~ 65001 (WG)~		
21	61041-5213-0	Ressort SPRING, STAND Feder	1	1	1	1	1		70001~ 65001 (WG)~		
22	05122-50845	Goupille PIN, JOINT Verbindungsstift	1	1	1	1	1		70001~ 65001 (WG)~		
23	05511-50218	Epingle PIN, SNAP Sicherungsstift	1	1	1	1	1		70001~ 65001 (WG)~		
24	62681-5271-0	Defense(G) FENDER, LH Kotflügel links	1		1	1			70001~ 65001 (WG)~		
24	62686-5271-0	Defense(G) FENDER, LH Kotflügel links		1			1		70001~ 65001 (WG)~		
25	62681-5272-0	Defense(D) FENDER, RH Kotflügel rechts	1		1	1			70001~ 65001 (WG)~		
25	62686-5272-0	Defense(D) FENDER, RH Kotflügel rechts		1			1		70001~ 65001 (WG)~		
26	01121-50816	Boulon BOLT Schraube	6	6	6	2	6		70001~ 65001 (WG)~		
27	01121-50820	Boulon BOLT Schraube	2	2	2	6	2		70001~ 65001 (WG)~		

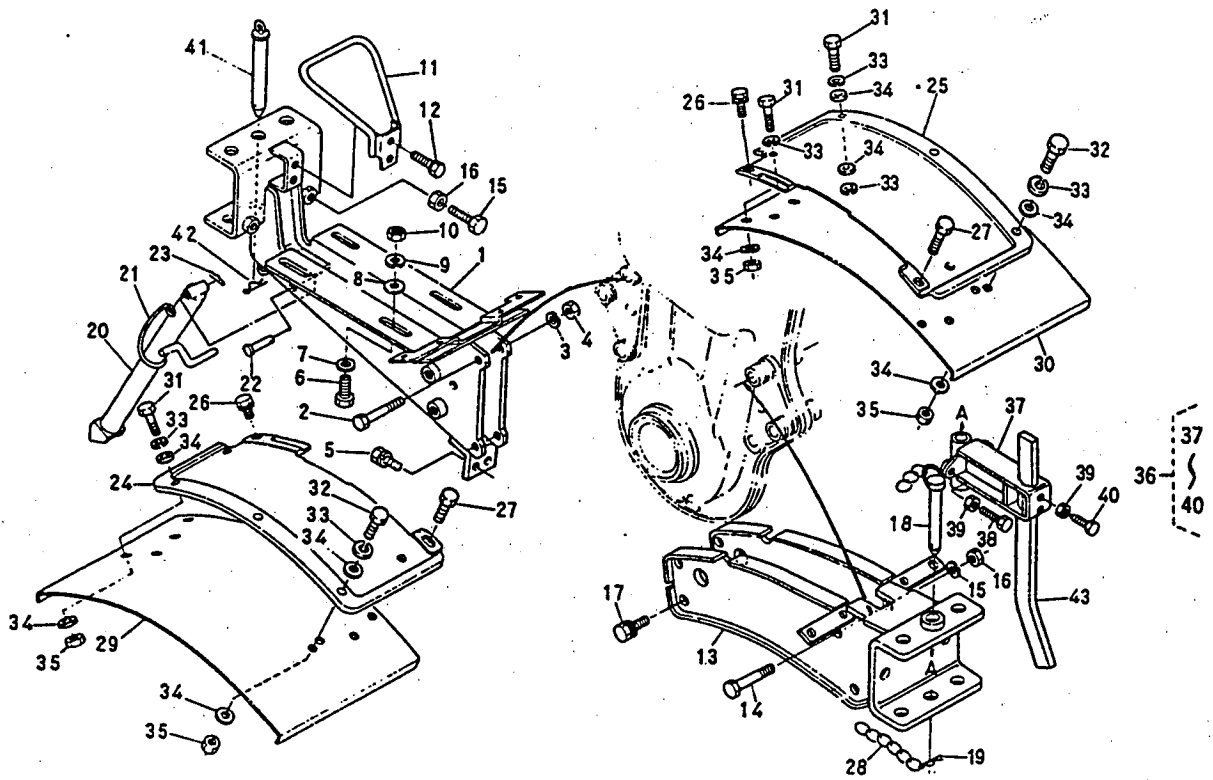
FIG.13

SUPPORT MOTEUR  
FRONT FRAME  
MOTORLAGERUNG

(NEUF TYPE)  
(NEW TYPE)  
(NEUER TYP)

70001~  
65001 (WG)~

[T750-D]  
[T850-D]



**FIG.13** SUPPORT MOTEUR  
FRONT FRAME  
MOTORLAGERUNG

(NEUF TYPE)  
(NEW TYPE)  
(NEUER TYP)

[70001~  
65001 (WG)~]

[T750-D]  
[T850-D]

REF. No. TEIL Nr.	No. DE CODE CODE No. CODE NR.	DESCRIPTION BEZEICHNUNG	UNITÉ.UNIT.GERÄT						INTERCHANGEABILITY AUSTAUSCHBARKEIT		REMARKS REMARKS BEMERKUNGEN
			T750-D			T850-D			NUMERO DE REVISION REVISION No. REVISION-Nr.	NUMERO DE SERIE SERIAL No. SERIAL-Nr.	
			FR	WG	HO	FR	WG				
28	61113-5221-0	Chaîne CHAIN Kette		1				1		70001~ 65001 (WG)~	
29	61354-5261-3	Couvercle COVER, ROTARY LH Kotflügelabdeckung, links						1		70001~ 65001 (WG)~	
30	61354-5262-3	Couvercle COVER, ROTARY RH Kotflügelabdeckung, rechts						1		70001~ 65001 (WG)~	
31	01150-50822	Boulon BOLT Schraube						4		70001~ 65001 (WG)~	
32	01150-50830	Boulon BOLT Schraube						4		70001~ 65001 (WG)~	
33	04512-50080	Rondelle grower WASHER, SPRING Federring						8		70001~ 65001 (WG)~	
34	04013-50080	Rondelle WASHER, PLAIN Beilagscheibe						16		70001~ 65001 (WG)~	
35	02114-50080	Ecrou NUT Mutter						8		70001~ 65001 (WG)~	
36	62271-6110-0	Attelage complet ASSY HITCH, UNIVERSAL Universale verbindung	1	1	1	1	1	1		70001~ 65001 (WG)~	③⑦~④⑩
37	62271-6111-0	Attelage HITCH, UNIVERSAL Universale verbindung	1	1	1	1	1	1		70001~ 65001 (WG)~	
38	01152-51245	Boulon BOLT Schraube	2	2	2	2	2	2		70001~ 65001 (WG)~	
39	02112-50120	Ecrou NUT Mutter	4	4	4	4	4	4		70001~ 65001 (WG)~	
40	61011-5215-0	Vis BOLT, SET Stellschraube	2	2	2	2	2	2		70001~ 65001 (WG)~	
41	62151-5215-0	Epingle PIN, FRONT HITCH Kupplungsstift	1	1	1	1	1	1		70001~ 65001 (WG)~	
42	05515-51600	Epingle PIN, SNAP Sicherungsstift	1	1	1	1	1	1		70001~ 65001 (WG)~	
43	62581-6112-0	Eperon BAR, RESISTOR Sporn	1	1	1	1	1	1		70001~ 65001 (WG)~	

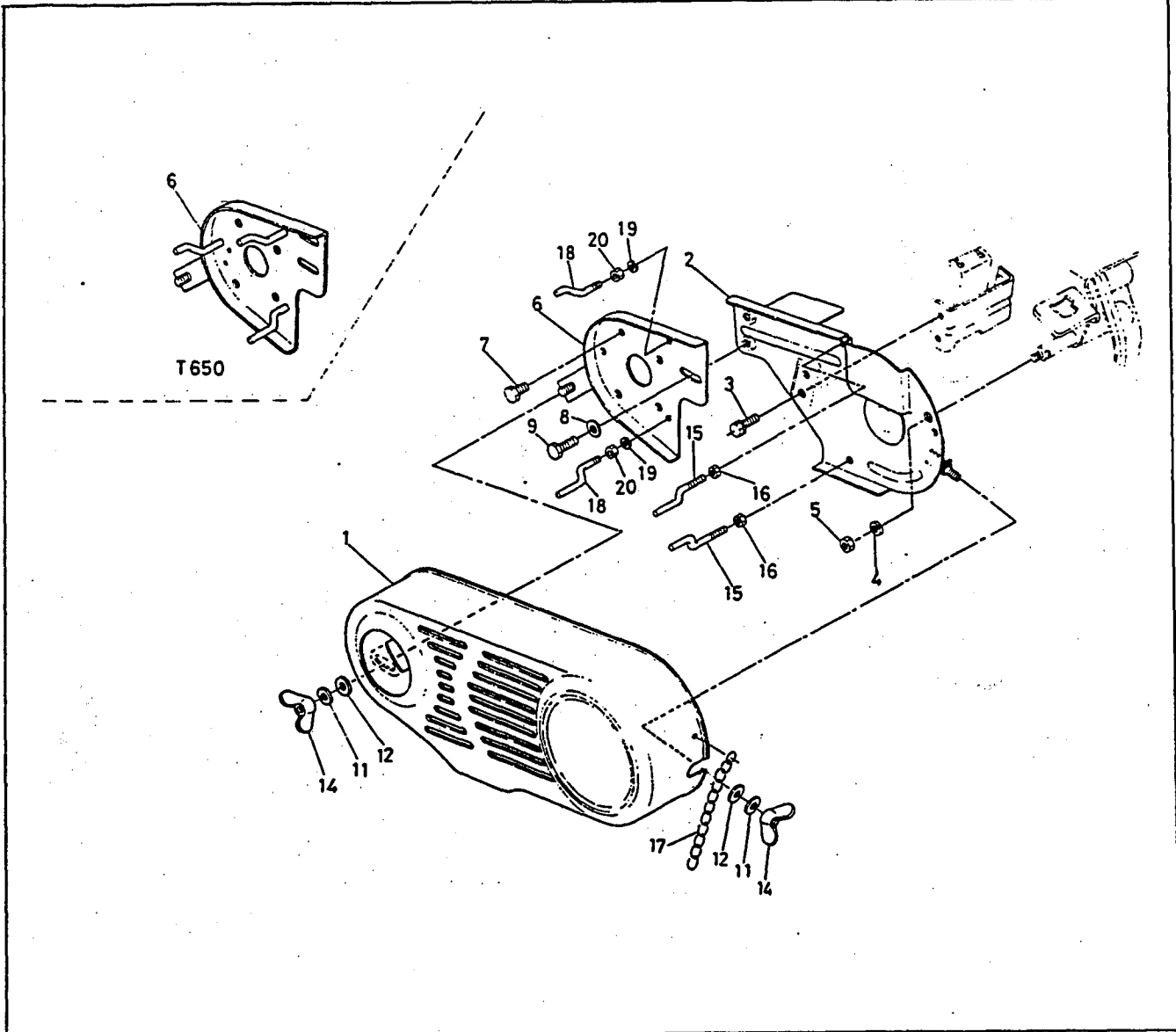
FIG.14

COURROIE BÂCHE  
BELT COVER  
RIEMENABDECKUNG.

(VIEUX TYPE)  
(OLD TYPE)  
(ALTER TYP)

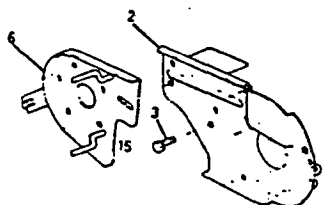
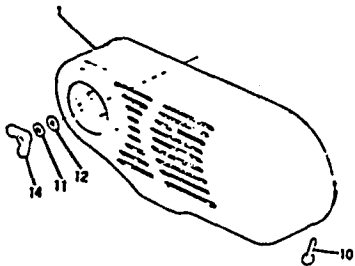
{ ~70000  
~65000 (WG) }

[T450]  
[T550]  
[T650]



REF. No.. TEIL Nr.

- ① 61321-5431-0
- ② 61321-5432-0
- ⑥ 61321-5433-0
- ⑩ 001150-50840





**FIG.14** COURROIE BÂCHE  
BELT COVER  
RIEMENABDECKUNG

(VIEUX TYPE)  
(OLD TYPE)  
(ALTER TYP)

{ ~70000  
~65000 (WG) }

(T450)  
(T550)  
(T650)

REF. No. TEIL Nr.	No. DE CODE CODE No. CODE NR.	DESCRIPTION BEZEICHNUNG	UNITÉ · UNIT · GERÄT										INTERCHANGEABILITE INTERCHANGEABILITY AUSTAUSCHBARKEIT		REMARQUES REMARKS BEMERKUNGEN		
			T450					T550			T650		NUMERO DE REVISION REVISION No. REVISION-Nr.	NUMERO DE SERIE SERIAL No. SERIAL-Nr.			
			FR	WG	UK	SW	SP	FR	WG	SP	FR	WG					
1	61321-5431-0	Bâche COVER, VELT Riemenabdeckung	1		1	1										~50272	
1	61321-5431-0	Bâche COVER, VELT Riemenabdeckung							1							~51442	
1	61351-5431-0	Bâche COVER, VELT Riemenabdeckung	1		1	1								61351-41	50573 ~70000	C	
1	61351-5431-0	Bâche COVER, VELT Riemenabdeckung							1					61351-41	51453 ~70000	C	
1	61321-5431-0	Bâche COVER, VELT Riemenabdeckung										1			~51292		
1	61471-5431-0	Bâche COVER, VELT Riemenabdeckung										1		61321-156	51293 ~70000	C	
1	61354-5431-0	Bâche COVER, VELT Riemenabdeckung		1						1					50001 ~65000		
1	61364-5436-0	Bâche COVER, VELT Riemenabdeckung											1		50001 ~65000		
2	61321-5432-0	Bâche COVER, REAR Deckplatte hinten	1		1	1									~50272		
2	61321-5432-0	Bâche COVER, REAR Deckplatte hinten							1						~51442		
2	61321-5432-0	Bâche COVER, REAR Deckplatte hinten										1			~51542		
2	61321-5437-0	Bâche COVER, REAR Deckplatte hinten	1	1	1	1								61321-157	50573 ~51622 50001 ~50050 (WG)	C	
2	61321-5437-0	Bâche COVER, REAR Deckplatte hinten							1	1				61321-157	51453 ~52542 50001 ~50110 (WG)	C	
2	61321-5437-0	Bâche COVER, REAR Deckplatte hinten										1	1	61321-157	51543 ~52542 50001 ~50050 (WG)	C	
2	61321-5437-2	Bâche COVER, REAR Deckplatte hinten	1	1	1	1								61321-235	51622 ~50050 (WG)	C	
2	61321-5437-2	Bâche COVER, REAR Deckplatte hinten							1	1				61321-235	52542 ~50110 (WG)	C	

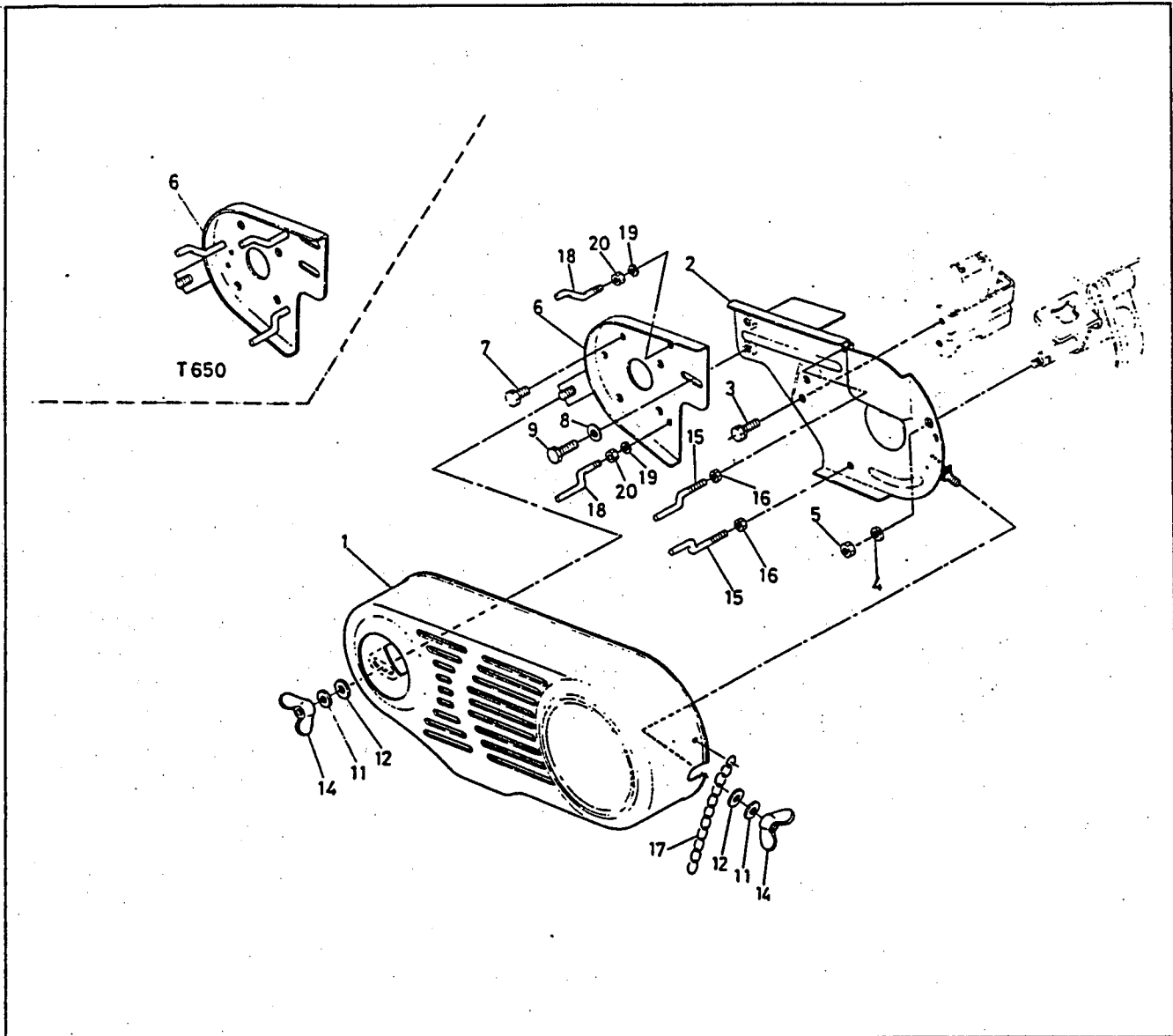
FIG.14

COURROIE BÂCHE  
BELT COVER  
RIEMENABDECKUNG

(VIEUX TYPE)  
(OLD TYPE)  
(ALTER TYP)

[~70000  
~65000(WG)]

[T450]  
[T550]  
[T650]



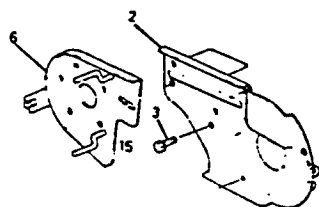
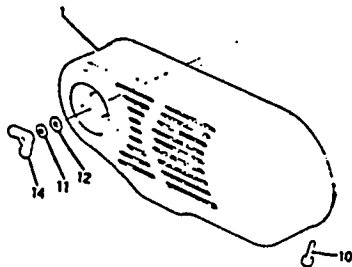
REF. No., TEIL Nr.

①61321-5431-0

②61321-5432-0

⑥61321-5433-0

⑩01150-50840



# FIG.14

## COURROIE BÂCHE BELT COVER RIEMENABDECKUNG

(VIEUX TYPE)  
(OLD TYPE)  
(ALTER TYP)

{ ~70000  
~65000 (WG) }

{ T450  
T550  
T650 }

REF. No. TEIL Nr.	No. DE CODE CODE No. CODE NR.	DESCRIPTION BEZEICHNUNG	UNITÉ · UNIT · GERÄT									INTERCHANGEABILITE INTERCHANGEABILITY AUSTAUSCHBARKEIT		REMARQUES REMARKS BEMERKUNGEN					
			T450					T550			T650		NUMERO DE REVISION REVISION No. REVISION-Nr.		NUMERO DE SERIE SERIAL No. SERIAL-Nr.				
			FR	WG	UK	SW	SP	FR	WG	SP	FR	WG							
2	61321-5437-2	Bâche COVER, REAR Deckplatte hinten													1	1	61321-235	52542 ~50050 (WG)	C
2	61361-5437-0	Bâche COVER, REAR Deckplatte hinten	1	1	1	1	1										61361-164	60001 ~70000 60001 ~65000 (WG)	C
2	61361-5437-0	Bâche COVER, REAR Deckplatte hinten									1	1	1				61361-164	60005 ~70000 60001 ~65000 (WG)	C
2	61361-5437-0	Bâche COVER, REAR Deckplatte hinten													1	1	61361-164	60006 ~70000 60001 ~65000 (WG)	C
3	01123-50814	Vis BOLT Schraube	2	2	2	2	2	2	2	2	2	2	2	2	2	2		50001 ~70000 50001 ~65000 (WG)	
4	04512-50080	Rondelle grower WASHER, SPRING Feder	1	1	1	1	1	1	1	1	1	1	1	1	1	1		50001 ~70000 50001 ~65000 (WG)	
5	02114-50080	Ecrou NUT Mutter	1	1	1	1	1	1	1	1	1	1	1	1	1	1		50001 ~70000 50001 ~65000 (WG)	
6	61321-5433-0	Bâche COVER, FRONT Deckplatte vorn	1	1	1	1												~51622 ~50050 (WG)	
6	61321-5433-0	Bâche COVER, FRONT Deckplatte vorn									1	1						~60625 ~50110 (WG)	
6	61323-5433-0	Bâche COVER, FRONT Deckplatte vorn	1	1	1	1	1										61351-79	60001 ~70000 60001 ~65000 (WG)	C
6	61323-5433-0	Bâche COVER, FRONT Deckplatte vorn									1	1	1				61351-79	60626 ~70000 60001 ~65000 (WG)	C
6	61361-5433-0	Bâche COVER, FRONT Deckplatte vorn													1	1		50001 ~70000 50001 ~65000 (WG)	
7	01123-50830	Vis BOLT Schraube	4	4	4	4	4	4	4	4	4	4	4	4	4	4		50001 ~70000 50001 ~65000 (WG)	
7	01123-50825	Vis BOLT Schraube													4	4		50001 ~70000 50001 ~65000 (WG)	
8	04013-50080	Rondelle WASHER, PLAIN Beilagscheibe	2	2	2	2	2	2	2	2	2	2	2	2	2	2		50001 ~70000 50001 ~65000 (WG)	
9	01123-50814	Vis BOLT Schraube	2	2	2	2	2	2	2	2	2	2	2	2	2	2		50001 ~70000 50001 ~65000 (WG)	

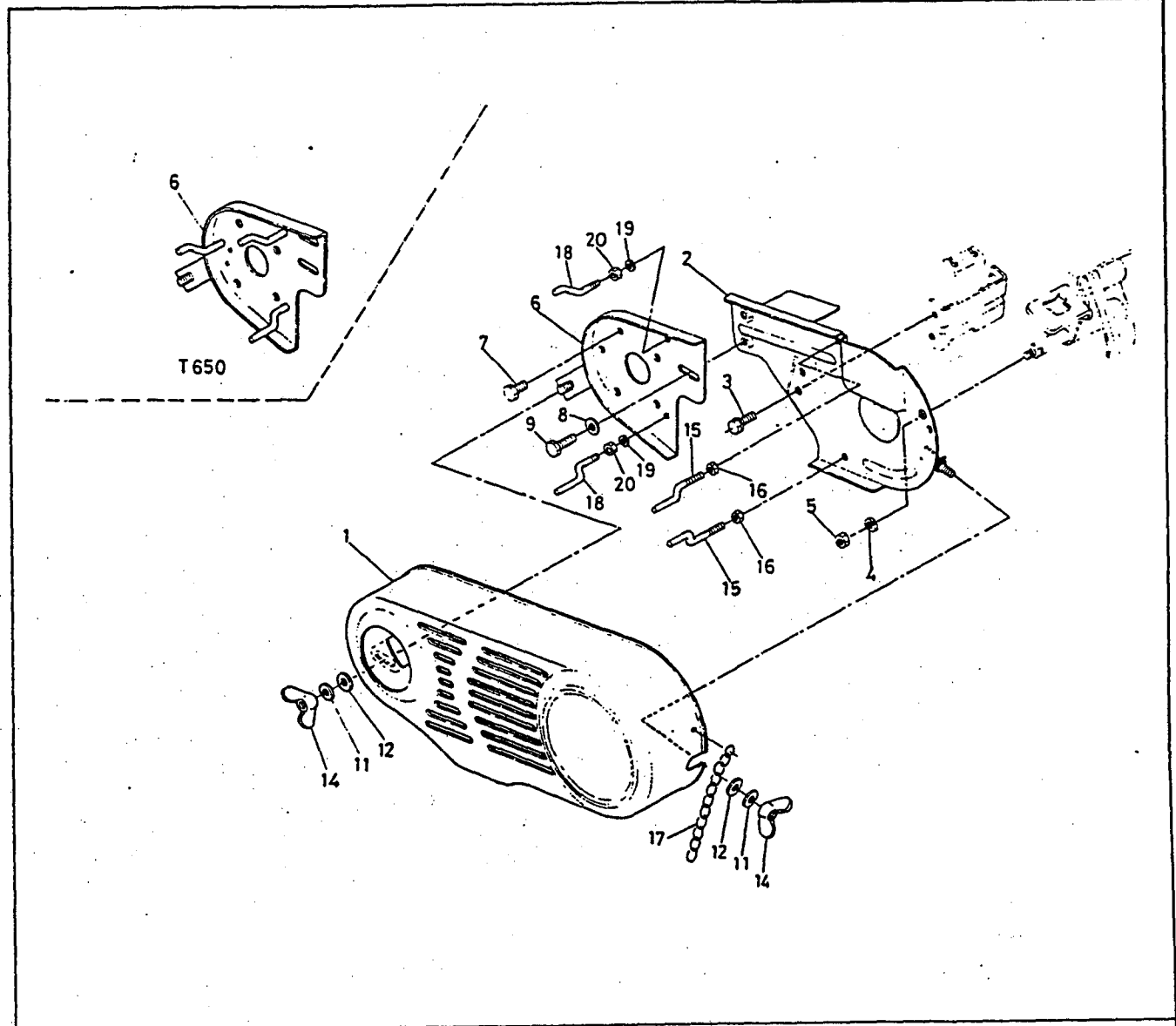
# FIG.14

COURROIE BÂCHE  
BELT COVER  
RIEMENABDECKUNG

(VIEUX TYPE)  
(OLD TYPE)  
(ALTER TYP)

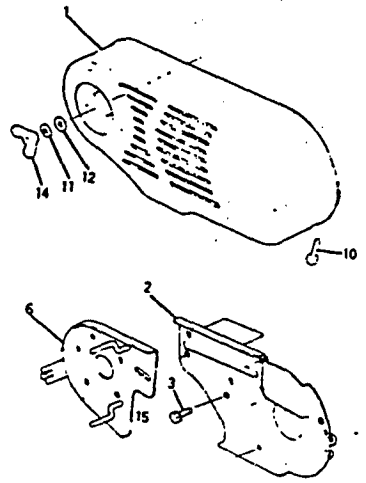
[~70000  
~65000 (WG)]

[T450]  
[T550]  
[T650]



REF. No., TEIL Nr.

- ① 61321-5431-0
- ② 61321-5432-0
- ⑥ 61321-5433-0
- ⑩ 01150-50840



**FIG.14** COURROIE BÂCHE  
BELT COVER  
RIEMENABDECKUNG

(VIEUX TYPE)  
(OLD TYPE)  
(ALTER TYP)

{ ~70000  
~65000 (WG) }

(T450)  
(T550)  
(T650)

REF. No. TEIL Nr.	No. DE CODE CODE No. CODE NR.	DESCRIPTION BEZEICHUNG	UNITÉ · UNIT · GERÄT									INTERCHANGEABILITY AUSTAUSCHBARKEIT		REMARQUES REMARKS BEMERKUNGEN		
			T450					T550			T650		NUMERO DE REVISION REVISION No. REVISION-Nr.		SERIE SERIAL No. SERIAL-Nr.	
			FR	WG	UK	SW	SP	FR	WG	SP	FR	WG				
10	01150-50840	Vis BOLT Schraube	1		1	1								61321-157	~50272	
10	01150-50840	Vis BOLT Schraube							1					61321-157	~51442	
10	01150-50840	Vis BOLT Schraube										1		61321-157	~51542	
11	04512-50080	Rondelle grower WASHER, SPRING Feder	2	2	2	2	2	2	2	2	2	2			50001 ~70000 50001 ~65000 (WG)	
12	04013-50080	Rondelle WASHER, PLAIN Beilagscheibe	1		1	1									~50272	
12	04013-50080	Rondelle WASHER, PLAIN Beilagscheibe							1						~51442	
12	04013-50080	Rondelle WASHER, PLAIN Beilagscheibe										1			~51542	
12	04013-50080	Rondelle WASHER, PLAIN Beilagscheibe	2	2	2	2								61321-157	50573 ~70000 50001 ~65000 (WG)	C
12	04013-50080	Rondelle WASHER, PLAIN Beilagscheibe							2	2				61321-157	51453 ~70000 50001 ~65000 (WG)	C
12	04013-50080	Rondelle WASHER, PLAIN Beilagscheibe										2	2	61321-157	51543 ~70000 50001 ~65000 (WG)	C
13	02114-50080	Ecrou NUT Mutter	1		1	1								61321-157	~50272	
13	02114-50080	Ecrou NUT Mutter							1					61321-157	~51442	
13	02114-50080	Ecrou NUT Mutter										1		61321-157	~51542	
14	02810-50080	Ecrou NUT, WING Mutter	1	1	1	1									~50272	
14	02810-50080	Ecrou NUT, WING Mutter							1	1					~51442	
14	02810-50080	Ecrou NUT, WING Mutter										1	1		~51542	

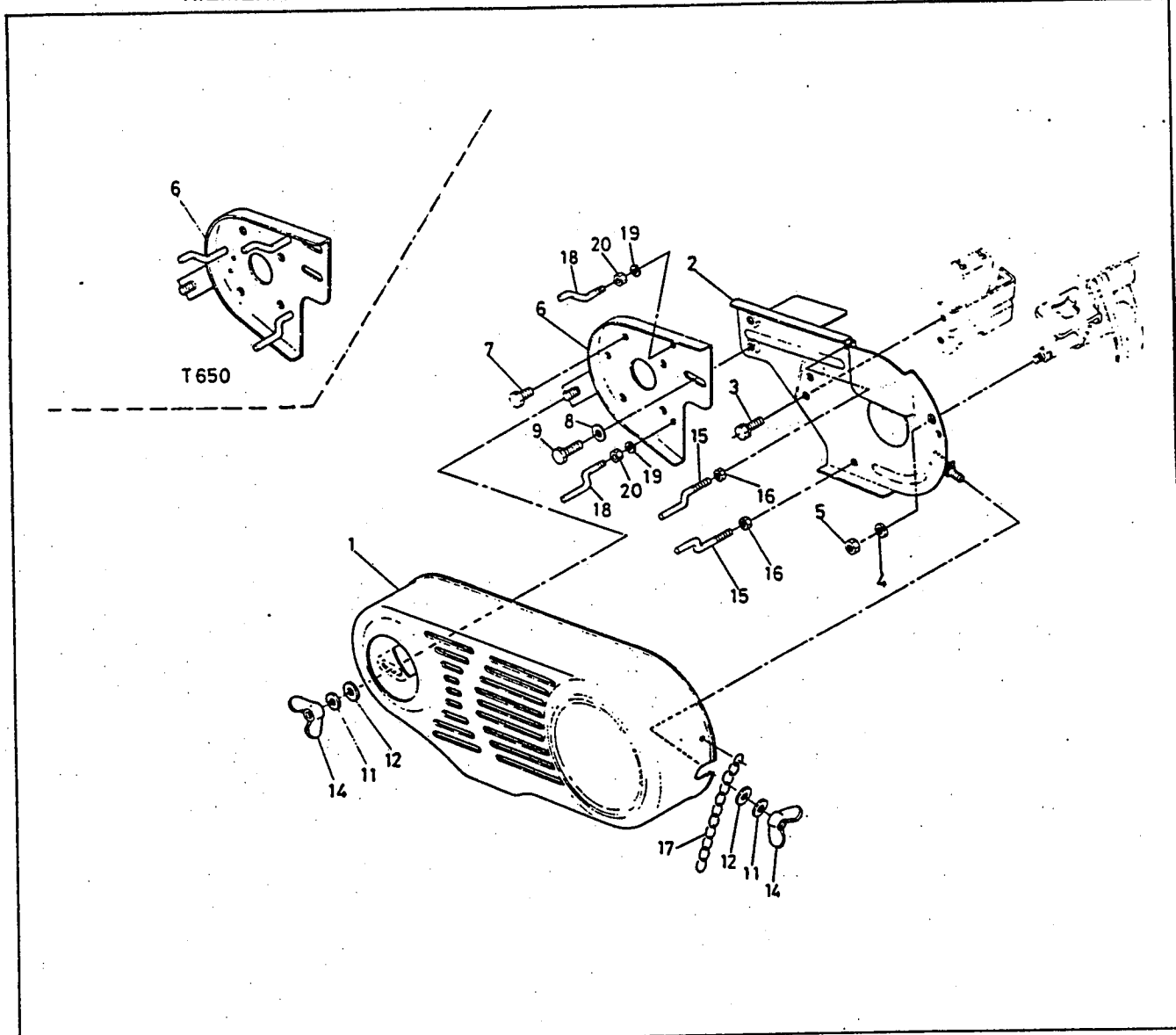
FIG.14

COURROIE BÂCHE  
BELT COVER  
RIEMENABDECKUNG

(VIEUX TYPE)  
(OLD TYPE)  
(ALTER TYP)

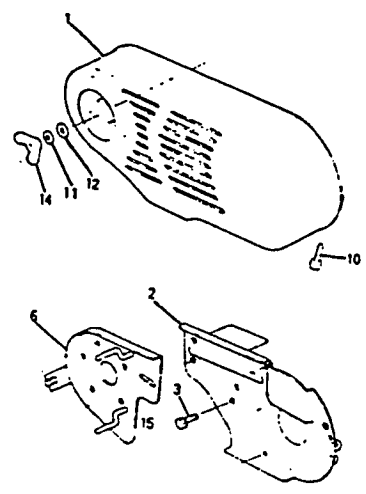
[~70000  
~65000(WG)]

(T450)  
(T550)  
(T650)



REF. No., TEIL Nr.

- ① 61321-5431-0
- ② 61321-5432-0
- ⑥ 61321-5433-0
- ⑩ 150-50840



# FIG.14 COURROIE BÂCHE BELT COVER RIEMENABDECKUNG

(VIEUX TYPE)  
(OLD TYPE)  
(ALTER TYP) [~70000  
~65000 (WG)]

[T450]  
[T550]  
[T650]

REF. No. TEIL Nr.	No. DE CODE CODE No. CODE NR.	DESCRIPTION BEZEICHNUNG	UNITÉ · UNIT · GERÄT										INTERCHANGEABILITE INTERCHANGEABILITY AUSTAUSCHBARKEIT		REMARQUES REMARKS BEMERKUNGEN		
			T450					T550			T650		NUMERO DE REVISION REVISION No. REVISION-Nr.	NUMERO DE SERIE SERIAL No. SERIAL-Nr.			
			FR	WG	UK	SW	SP	FR	WG	SP	FR	WG					
14	02810-50080	Ecrou													61321-157	50572 ~70000 50001 ~65000 (WG)	C
		NUT, WING	2	2	2	2											
		Mutter															
14	02810-50080	Ecrou													61321-157	51453 ~70000 50001 ~65000 (WG)	C
		NUT, WING						2	2								
		Mutter															
14	02810-50080	Ecrou													61321-157	51543 ~70000 51453 ~65000 (WG)	C
		NUT, WING								2	2						
		Mutter															
15	61321-5434-0	Support															
		RETAINER, BELT	2	2	2	2	2	2	2	2	3	3					
		Riemenhalterung															
16	02014-50060	Ecrou															
		NUT	2	2	2	2	2	2	2	2	3	3					
		Mutter															
17	61113-5221-0	Chaine															
		CHAIN			1					1		1					
		Kette															
18	61323-5434-2	Support													61351-79	60001 ~70000 60001 ~65000 (WG)	A
		SUPPORT, BELT FRONT	2	2	2	2	2										
		Lagerblech															
18	61323-5434-2	Support													61351-79	60626 ~70000 60001 ~65000 (WG)	A
		SUPPORT, BELT FRONT						2	2	2							
		Lagerblech															
19	04512-50060	Rondelle grower													61351-99	60001 ~70000 60001 ~65000 (WG)	A
		WASHER, SPRING	2	2	2	2	2										
		Federring															
19	04512-50060	Rondelle grower													61351-99	51556 ~70000 60136 ~65000 (WG)	A
		WASHER, SPRING						2	2	2							
		Federring															
20	02014-50060	Ecrou													61351-79	60001 ~70000 60001 ~65000 (WG)	A
		NUT	2	2	2	2	2										
		Mutter															
20	02014-50060	Ecrou													61351-79	60626 ~70000 60001 ~65000 (WG)	A
		NUT						2	2	2							
		Mutter															

FR:France    WG:Allemagne    UK:Augleterre    SW:Suisse    SP:Espagne  
 FR:France    WG:West Germany    UK:United Kingdom    SW:Switzerland    SP:Spain  
 FR:Frankreich    WG:Westdeutschland    UK:Großbritannien    SW:Schweiz    SP:Spanien

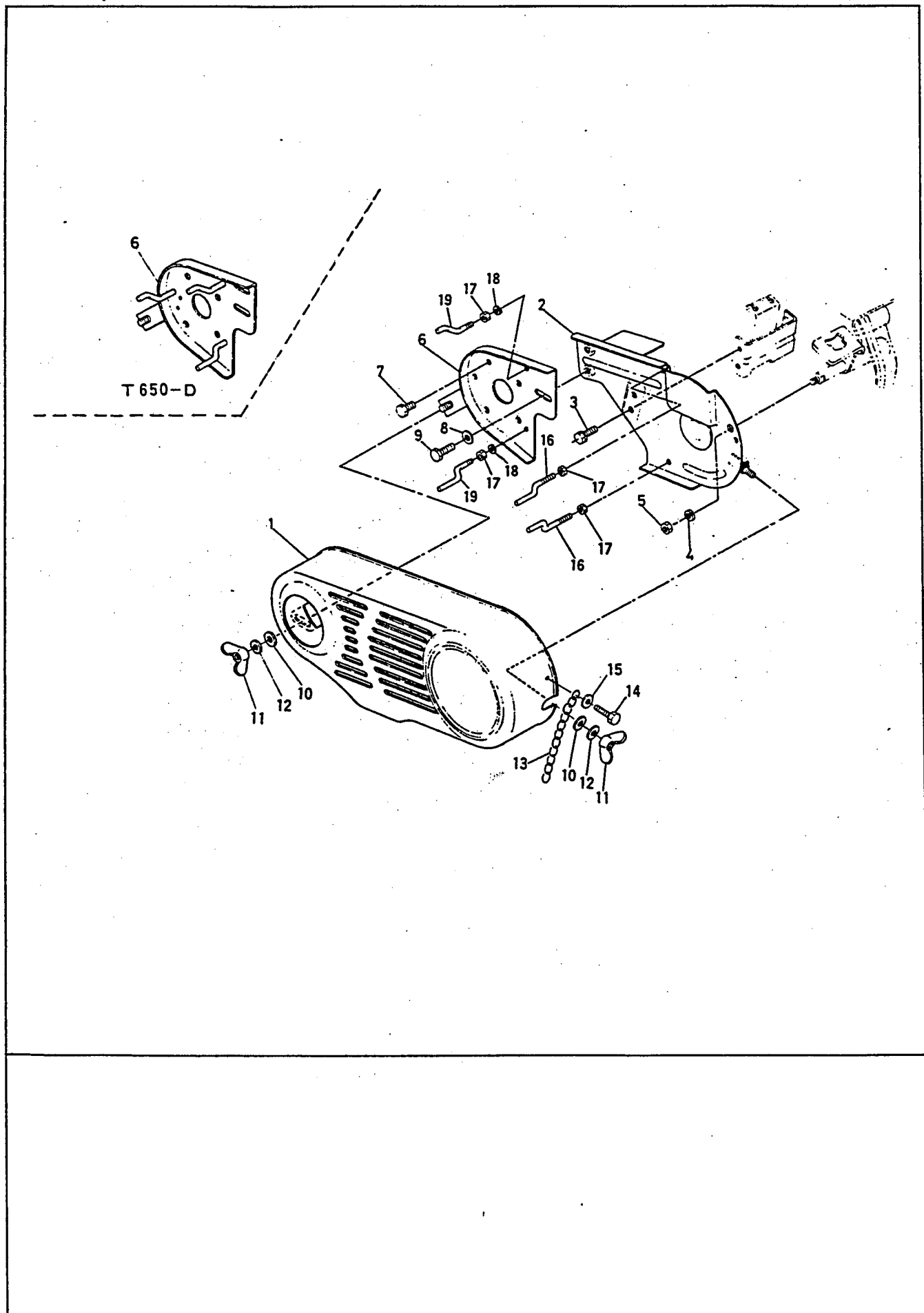
FIG.14

COURROIE BÂCHE  
BELT COVER  
RIEMENABDECKUNG

(NEUF TYPE)  
(NEW TYPE)  
(NEUER TYP)

70001~  
65001 (WG)~

[T450-D]  
[T550-D]  
[T650-D]





**FIG.14** COURROIE BÂCHE  
BELT COVER  
RIEMENABDECKUNG

(NEUF TYPE)  
(NEW TYPE)  
(NEUER TYP)

{ 70001~  
65001 (WG)~ }

[T450-D]  
[T550-D]  
[T650-D]

REF. No. TEIL Nr.	No. DE CODE CODE No. CODE NR.	DESCRIPTION BEZEICHNUNG	UNITÉ.UNIT.GERÄT														INTERCHANGEABILITE INTERCHANGEABILITY AUSTAUSCHBARKEIT		REMARKS REMARKS BEMERKUNGEN				
			T450-D						T550-D				T650-D				NUMERO DE REVISION REVISION No. REVISION-Nr.	NUMERO DE SERIE SERIAL No. SERIAL-Nr.					
			FR	WG	UK	SW	SP	FI	HO	MA	FR	WG	SP	HO	FR	WG				HO	MA		
1	61461-5431-0	Bâche COVER, BELT Riemenabdeckung	1	1	1	1	1	1	1	1	1	1	1							70001~ 65001 (WG)~			
1	61471-5431-0	Bâche COVER, BELT Riemenabdeckung																1	1	1	1	70001~ 65001 (WG)~	
2	61471-5437-0	Bâche COVER, REAR Deckplatte, hinten	1	1	1	1	1	1	1	1	1	1	1	1	1	1	1					70001~ 65001 (WG)~	
3	01123-50814	Vis BOLT Schraube	2	2	2	2	2	2	2	2	2	2	2	2	2	2	2					70001~ 65001 (WG)~	
4	04512-50080	Rondelle grower WASHER, SPRING Federring	1	1	1	1	1	1	1	1	1	1	1	1	1	1	1					70001~ 65001 (WG)~	
5	02114-50080	Ecrou NUT Mutter	1	1	1	1	1	1	1	1	1	1	1	1	1	1	1					70001~ 65001 (WG)~	
6	61323-5433-0	Bâche COVER, FRONT Deckplatte, vorn	1	1	1	1	1	1	1	1	1	1	1	1								70001~ 65001 (WG)~	
6	61361-5433-5	Bâche COVER, FRONT Deckplatte, vorn																1	1	1	1	70001~ 65001 (WG)~	
7	01123-50830	Vis BOLT Schraube	4	4	4	4	4	4	4	4	4	4	4	4	4	4	4					70001~ 65001 (WG)~	
7	01123-50825	Vis BOLT Schraube																4	4	4	4	70001~ 65001 (WG)~	
8	04013-50080	Rondelle WASHER, PLAIN Beilagscheibe	2	2	2	2	2	2	2	2	2	2	2	2	2	2	2					70001~ 65001 (WG)~	
9	01123-50814	Vis BOLT Schraube	2	2	2	2	2	2	2	2	2	2	2	2	2	2	2					70001~ 65001 (WG)~	
10	04013-50080	Rondelle WASHER, PLAIN Federring	2	2	2	2	2	2	2	2	2	2	2	2	2	2	2					70001~ 65001 (WG)~	
11	02810-50080	Ecrou NUT, WING Mutter	2	2	2	2	2		2	2	2	2	2	2	2	2	2					70001~ 65001 (WG)~	
11	02114-50080	Ecrou NUT, WING Mutter						2														70001~ 65001 (WG)~	
12	04512-50080	Rondelle ressort WASHER, SPRING Federring	2	2	2	2	2	2	2	2	2	2	2	2	2	2	2					70001~ 65001 (WG)~	

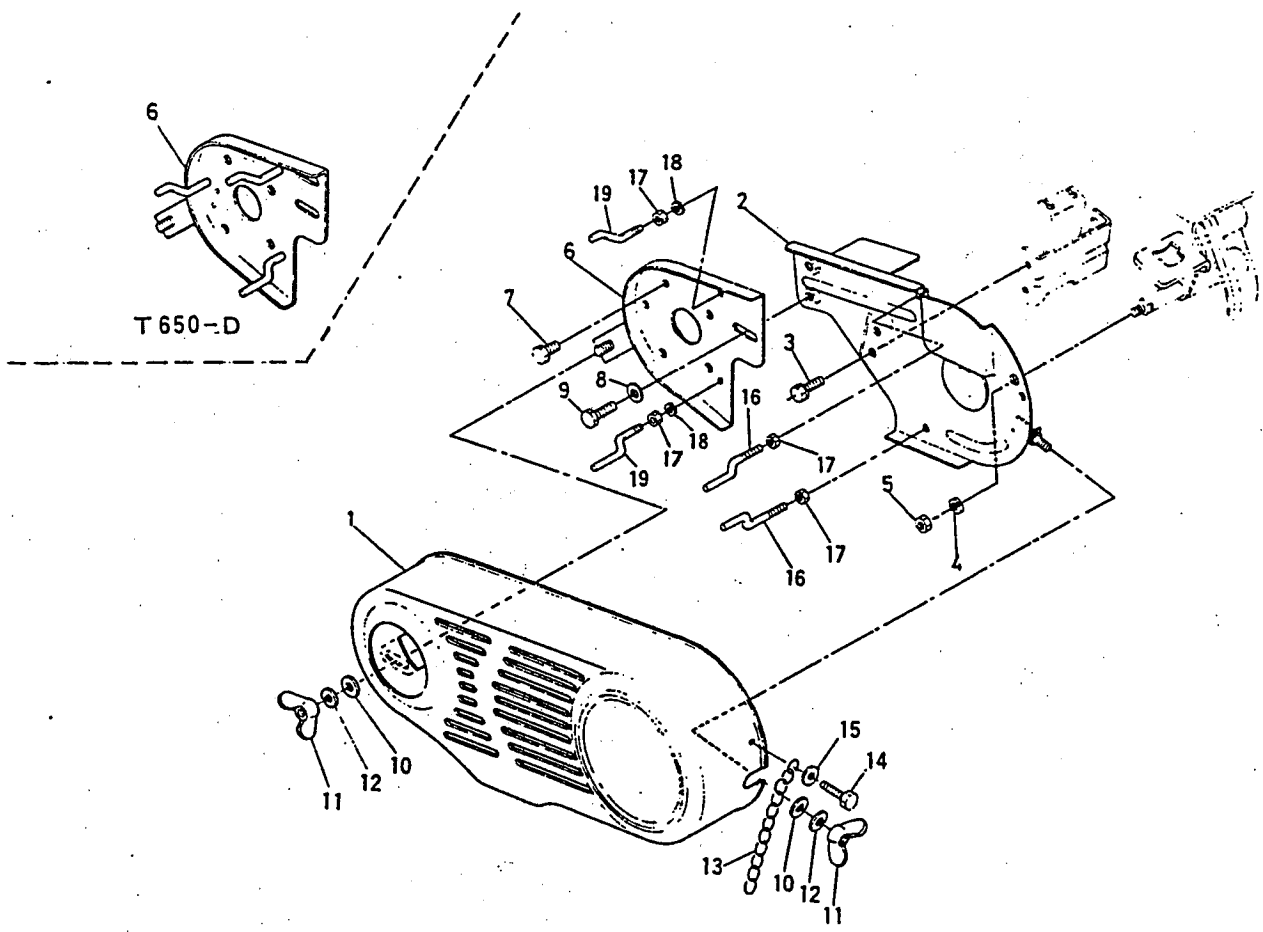
FIG.14

COURROIE BÂCHE  
BELT COVER  
RIEMENABDECKUNG

(NEUF TYPE)  
(NEW TYPE)  
(NEUER TYP)

[70001~  
65001 (WG)~]

[T450-D]  
[T550-D]  
[T650-D]



**FIG.14** COURROIE BÂCHE  
BELT COVER  
RIEMENABDECKUNG

(NEUF TYPE) (NEW TYPE) (NEUER TYP) [70001~65001 (WG)~] [T450-D] [T550-D] [T650-D]

REF. No. TEIL Nr.	No. DE CODE CODE No. CODE NR.	DESCRIPTION BEZEICHNUNG	UNITÉ.UNIT.GERÄT												INTERCHANGEABILITE INTERCHANGEABILITY AUSTAUSCHBARKEIT		REMARQUES REMARKS BEMERKUNGEN					
			T450-D						T550-D			T650-D			NUMERO DE REVISION REVISION No. REVISION-Nr.	NUMERO DE SERIE SERIAL No. SERIAL-Nr.						
			FR	WG	UK	SW	SP	FI	HO	MA	FR	WG	SP	HO				FR	WG	HO	MA	
13	61233-5221-0	Chaîne CHAIN Kette		1				1					1							70001~ 65001 (WG)~		
14	54102-2441-0	Rivet RIVET Niet		1				1					1							70001~ 65001 (WG)~		
15	04013-50030	Rondelle WASHER, PLAIN Beilagscheibe		1				1					1							70001~ 65001 (WG)~		
16	61321-5434-0	Support RETAINER, BELT Riemenhalterung	2	2	2	2	2	2	2	2	2	2	2	2	3	3	3	3		70001~ 65001 (WG)~		
17	02014-50060	Ecrou NUT Mutter	4	4	4	4	4	4	4	4	4	4	4	4	3	3	3	3		70001~ 65001 (WG)~		
18	04512-50060	Rondelle ressort WASHER, SPRING Federring	4	4	4	4	4	4	4	4	4	4	4	4	3	3	3	3		70001~ 65001 (WG)~		
19	61323-5434-0	Support RETAINER, BELT Riemenhalterung	2	2	2	2	2	2	2	2	2	2	2	2						70001~ 65001 (WG)~		

FR:France WG:Allemagne UK:Augletterre SW:Suisse SP:Espagne FI:Finlande HO:Hong Kong MA:Malaisie  
 FR:France WG:West Germany UK:United Kingdom SW:Switzerland SP:Spain FI:Finland HO:Hong Kong MA:Malaysia  
 FR:Frankreich WG:Westdeutschland UK:Großbritannien SW:Schweiz SP:Spanien FI:Finnland HO:Hong Kong MA:Malaysia

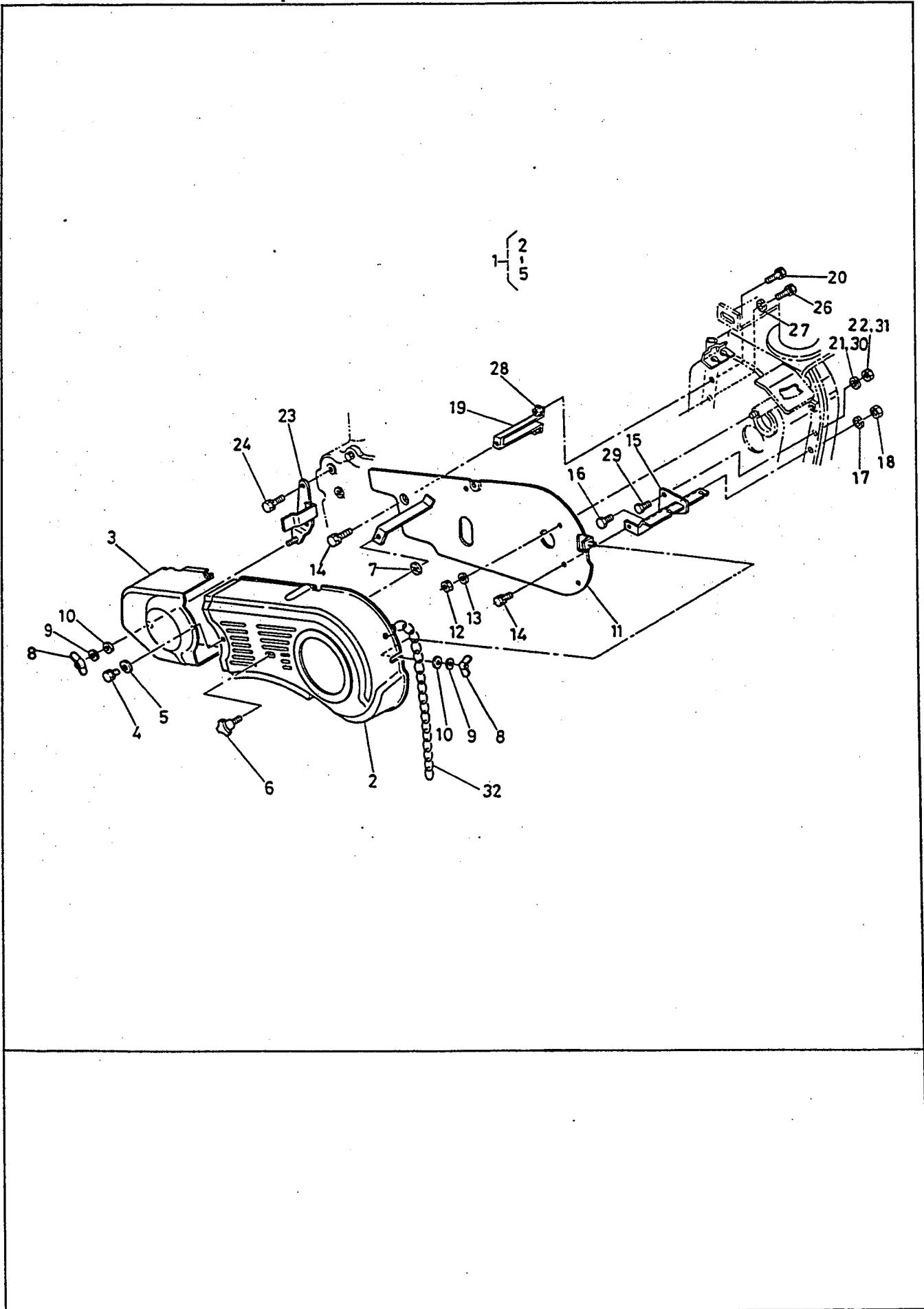
FIG.14

COURROIE BÂCHE  
BELT COVER  
RIEMENABDECKUNG

(VIEUX TYPE)  
(OLD TYPE)  
(ALTER TYP)

[~70000  
~65000(WG)]

[T750]  
[T850]



# FIG.14

**COURROIE BÂCHE  
BELT COVER  
RIEMENABDECKUNG**

(VIEUX TYPE)  
(OLD TYPE)  
(ALTER TYP)

{ ~70000  
~65000 (WG) }

{ T750  
T850 }

REF. No. TEL Nr.	No. DE CODE CODE No. CODE NR.	DESCRIPTION BEZEICHNUNG	UNITÉ · UNIT · GERÄT				INTERCHANGEABILITE INTERCHANGEABILITY AUSTAUSCHBARKEIT		REMARQUES REMARKS BEMERKUNGEN
			T750		T850		NUMERO DE REVISION REVISION No. REVISION-Nr.	NUMERO DE SERIE SERIAL No. SERIAL-Nr.	
			FR	WG	FR	WG			
1	62571-5430-0	Bâche complet ASSY COVER, BELT Riemenabdeckung, Komplett	1	1				50001 ~70000 50001 ~65000 (WG)	②~⑤
1	62331-5430-0	Bâche complet ASSY COVER, BELT Riemenabdeckung, Komplett			1	1		50001 ~70000 50001 ~65000 (WG)	②~⑤
2	62571-5431-0	Bâche complet COMP COVER, BELT 1 Riemenabdeckung 1	1	1				50001 ~70000 50001 ~65000 (WG)	
2	62331-5431-0	Bâche complet COMP COVER, BELT 1 Riemenabdeckung 1			1	1		50001 ~70000 50001 ~65000 (WG)	
3	62571-5432-0	Bâche complet COMP COVER, BELT 2 Riemenabdeckung 2	1	1				50001 ~70000 50001 ~65000 (WG)	
3	62331-5435-0	Bâche complet COMP COVER, BELT 2 Riemenabdeckung 2			1	1		50001 ~70000 50001 ~65000 (WG)	
4	01202-50612	Vis BOLT Schraube	3	3	3	3		50001 ~70000 50001 ~65000 (WG)	
5	04013-50060	Rondelle WASHER, PLAIN Beilagscheibe	3	3	3	3		50001 ~70000 50001 ~65000 (WG)	
6	63763-5257-0	Poignée GRIP, TOOL CASE Griffschraube	1	1	1	1		50001 ~70000 50001 ~65000 (WG)	
7	62151-5454-0	Clip CLIP Klemmring	1	1	1	1		50001 ~70000 50001 ~65000 (WG)	
8	02810-50080	Ecrou NUT, WING Flügelmutter	2	2	2	2		50001 ~70000 50001 ~65000 (WG)	
9	04512-50080	Rondelle grower WASHER, SPRING Federring	2	2	2	2		50001 ~70000 50001 ~65000 (WG)	
10	04013-50080	Rondelle WASHER, SPRING Beilagscheibe	2	2	2	2		50001 ~70000 50001 ~65000 (WG)	
11	62581-5433-3	Enjoliveur COVER Abdeckplatte	1					50001 ~70000 50001 ~65000 (WG)	
11	62331-5433-0	Enjoliveur COVER Abdeckplatte			1	1		50001 ~70000 50001 ~65000 (WG)	
11	62583-5433-0	Enjoliveur COVER Abdeckplatte		1				50001 ~70000 50001 ~65000 (WG)	

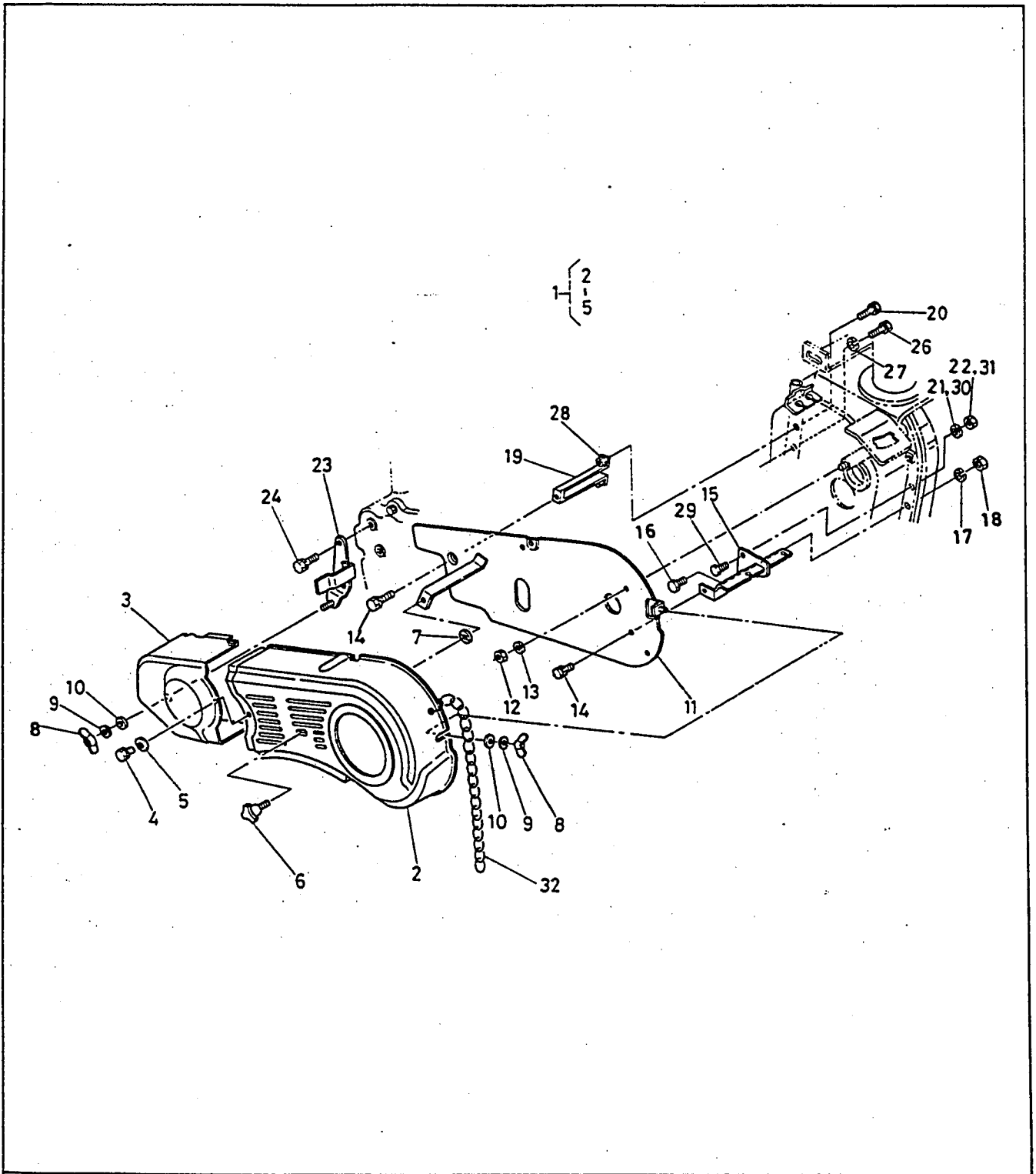
FIG.14

COURROIE BÂCHE  
BELT COVER  
RIEMENABDECKUNG

(VIEUX TYPE)  
(OLD TYPE)  
(ALTER TYP)

{ ~70000  
~65000 (WG) }

[T750]  
[T850]



# FIG.14

COURROIE BÂCHE  
BELT COVER  
RIEMENABDECKUNG

(VIEUX TYPE)  
(OLD TYPE)  
(ALTER TYP)

{ ~70000  
~65000 (WG) }

{ T750  
T850 }

REF. No. TEIL Nr.	No. DE CODE CODE No. CODE NR.	DESCRIPTION BEZEICHNUNG	UNITÉ · UNIT · GERÄT				INTERCHANGEABILITE INTERCHANGEABILITY AUSTAUSCHBARKEIT		REMARKS REMARKS BEMERKUNGEN
			T750		T850		NUMERO DE REVISION REVISION No. REVISION-Nr.	NUMERO DE SERIE SERIAL No. SERIAL-Nr.	
			FR	WG	FR	WG			
12	02114-50080	Ecrou NUT Mutter	1	1	1	1		50001 ~70000 50001 ~65000 (WG)	
13	04512-50080	Rondelle grower WASHER, SPRING Federring	1	1	1	1		50001 ~70000 50001 ~65000 (WG)	
14	01123-50814	Vis BOLT Schraube	2	2	2	2		50001 ~70000 50001 ~65000 (WG)	
15	62571-5434-0	Support 1 STAY 1 Stütze 1	1					~51122	
15	62571-5434-0	Support 1 STAY 1 Stütze 1			1			~50853	
15	62571-5434-2	Support 1 STAY 1 Stütze 1	1				62571-146	51123~ 51342	C
15	62571-5434-2	Support 1 STAY 1 Stütze 1			1		62571-146	50854~ 51073	C
15	62581-5434-0	Support 1 STAY 1 Stütze 1	1	1			62581-75	51123 ~70000 60001 ~65000 (WG)	C
15	62581-5434-0	Support 1 STAY 1 Stütze 1			1	1	62581-75	50854 ~70000 60001 ~65000 (WG)	C
16	01150-50825	Boulon BOLT Schraube			2			~50853	
16	01150-50825	Boulon BOLT Schraube			1		62571-145	50854~ 60003	
16	01150-50830	Boulon BOLT Schraube	1	1			62581-34	60004 ~70000 60001 ~65000 (WG)	C
16	01150-50830	Boulon BOLT Schraube			1	1	62581-34	60001 ~70000 60001 ~65000 (WG)	C
17	04512-50080	Rondelle grower WASHER, SPRING Federring	2					~51122	
17	04512-50080	Rondelle grower WASHER, SPRING Federring			2			~50853	
17	04512-50080	Rondelle grower WASHER, SPRING Federring	1	1			62571-145	51223 ~70000 60001 ~65000 (WG)	C

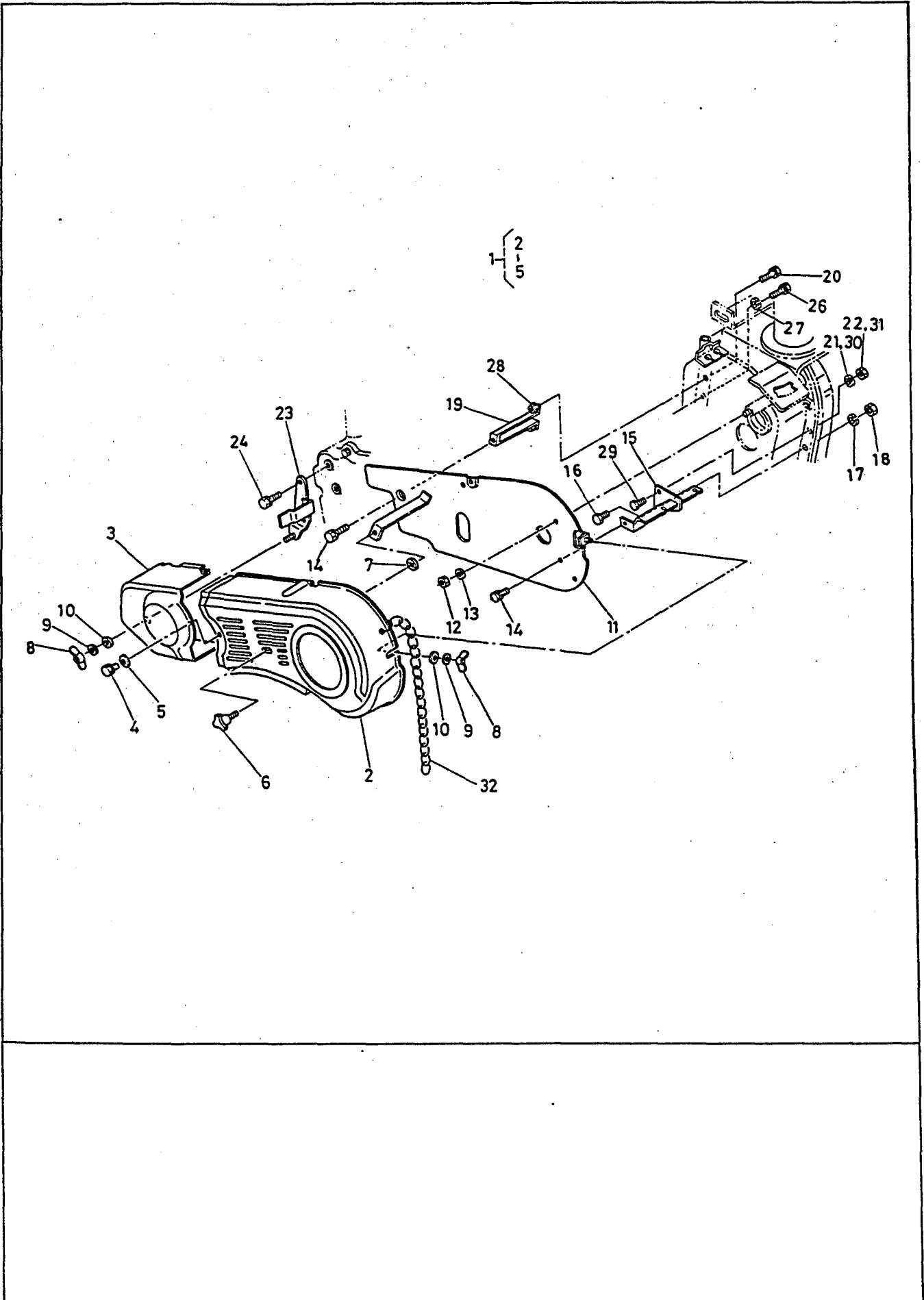
FIG.14

COURROIE BÂCHE  
BELT COVER  
RIEMENABDECKUNG

(VIEUX TYPE)  
(OLD TYPE)  
(ALTER TYP)

[~70000  
~65000(WG)]

[T750]  
[T850]





# FIG.14

COURROIE BÂCHE  
BELT COVER  
RIEMENABDECKUNG

(VIEUX TYPE)  
(OLD TYPE) [~70000] [T750]  
(ALTER TYP) [~65000 (WG)] [T850]

REF. No. TEIL Nr.	No. DE CODE CODE No. CODE NR.	DESCRIPTION BEZEICHNUNG	UNITÉ · UNIT · GERÄT				INTERCHANGEABILITY AUSTAUSCHBARKEIT		REMARQUES REMARKS BEMERKUNGEN
			T750		T850		NUMERO DE REVISION REVISION No. REVISION-Nr.	NUMERO DE SERIE SERIAL No. SERIAL-Nr.	
			FR	WG	FR	WG			
17	04512-50080	Rondelle grower WASHER, SPRING Federring			1	1	62571-145	50854 ~70000 60001 ~65000 (WG)	C
18	02114-50080	Ecrou NUT Mutter	2					~51122	
18	02114-50080	Ecrou NUT Mutter			2			~50853	
18	02114-50080	Ecrou NUT Mutter	1	1			62571-145	51123 ~70000 60001 ~65000 (WG)	C
18	02114-50080	Ecrou NUT Mutter			1	1	62571-145	50854 ~70000 60001 ~65000 (WG)	C
19	62571-5435-0	Support 2 STAY 2 Stütze 2	1	1				50001 ~70000 50001 ~65000 (WG)	
19	62331-5436-0	Support 2 STAY 2 Stütze 2			1	1		50001 ~70000 50001 ~65000 (WG)	
20	01150-50816	Vis BOLT Schraube	2					~50272	
20	01150-50816	Vis BOLT Schraube			2			50001~	
20	01123-50816	Vis BOLT Schraube	2				62571-50	50273~ 60003	C
20	01123-50816	Vis BOLT Schraube			2		62571-50	50001~ 51073	C
20	01123-50820	Vis BOLT Schraube	2	2			62581-34	60004 ~70000 60001 ~65000 (WG)	C
20	01123-50820	Vis BOLT Schraube			2	2	62581-34	60001 ~70000 60001 ~65000 (WG)	C
20	01123-50818	Vis BOLT Schraube	2	2			62581-104	60004 ~70000 60001 ~65000 (WG)	C
20	01123-50818	Vis BOLT Schraube			2	2	62581-104	60001 ~70000 60001 ~65000 (WG)	C
20	01123-50818	Vis BOLT Schraube	1	1			62571-205	60004 ~70000 60001 ~65000 (WG)	C

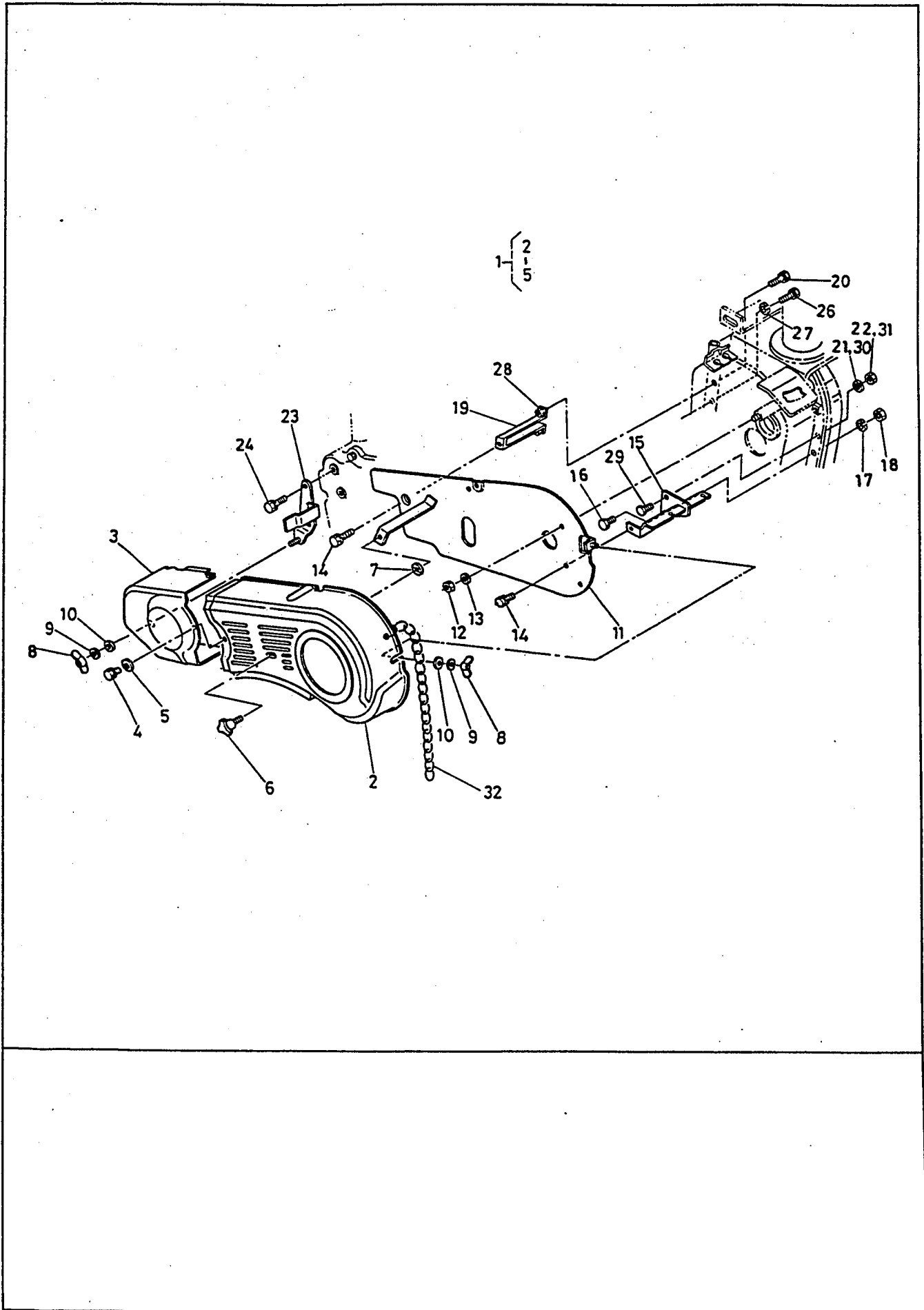
FIG.14

COURROIE BÂCHE  
BELT COVER  
RIEMENABDECKUNG

(VIEUX TYPE)  
(OLD TYPE)  
(ALTER TYP)

{ ~70000  
~65000 (WG) }

{ T750  
T850 }



# FIG.14

**COURROIE BÂCHE  
BELT COVER  
RIEMENABDECKUNG**

(VIEUX TYPE)  
(OLD TYPE)  
(ALTER TYP)

{ ~70000  
~65000 (WG) }

{ T750  
T850 }

REF. No. TEIL Nr.	No. DE CODE CODE No. CODE NR.	DESCRIPTION BEZEICHNUNG	UNITÉ · UNIT · GERÄT				INTERCHANGEABILITY AUSTAUSCHBARKEIT		REMARQUES REMARKS BEMERKUNGEN
			T750		T850		NUMERO DE REVISION REVISION No. REVISION-Nr.	NUMERO DE SERIE SERIAL No. SERIAL-Nr.	
			FR	WG	FR	WG			
20	01123-50818	Vis BOLT Schraube			1	1	62331-58	60001 ~70000 60001 ~65000 (WG)	C
21	04512-50080	Rondelle grower WASHER, SPRING Federring	2				62571-50	~50242	
22	02114-50080	Ecrou NUT Mutter	2				62571-50	~50242	
23	62571-5436-0	Support STAY, FRONT Stützblech, vorn	1	1				50001 ~70000 50001 ~65000 (WG)	
23	62331-5437-0	Support STAY, FRONT Stützblech, vorn			1	1		50001 ~70000 50001 ~65000 (WG)	
24	01150-50812	Vis BOLT Schraube	2					50001~	
24	01150-50812	Vis BOLT Schraube			2			50001~	
24	01150-50816	Vis BOLT Schraube	2				62571-17	50001~ 51122	C
24	01150-50816	Vis BOLT Schraube			2		62571-17	50001~ 50853	C
24	01123-50816	Vis BOLT Schraube	2	2			62571-160	51123 ~70000 60001 ~65000 (WG)	C
24	01123-50816	Vis BOLT Schraube			2	2	62571-160	50854 ~70000 60001 ~65000 (WG)	C
25	04512-50080	Rondelle grower WASHER, SPRING Federring	2				62571-160	~51122	
25	04512-50080	Rondelle grower WASHER, SPRING Federring			2		62571-160	~51122	
26	01173-51022	Boulon BOLT Schraube	1	1			62571-205	60671 ~70000 60076 ~65000 (WG)	A
26	01173-51022	Boulon BOLT Schraube			1	1	62331-58	60001 ~70000 60001 ~65000 (WG)	A
27	04512-50100	Rondelle grower WASHER, SPRING Federring	1	1			62571-205	60671 ~70000 60076 ~65000 (WG)	A

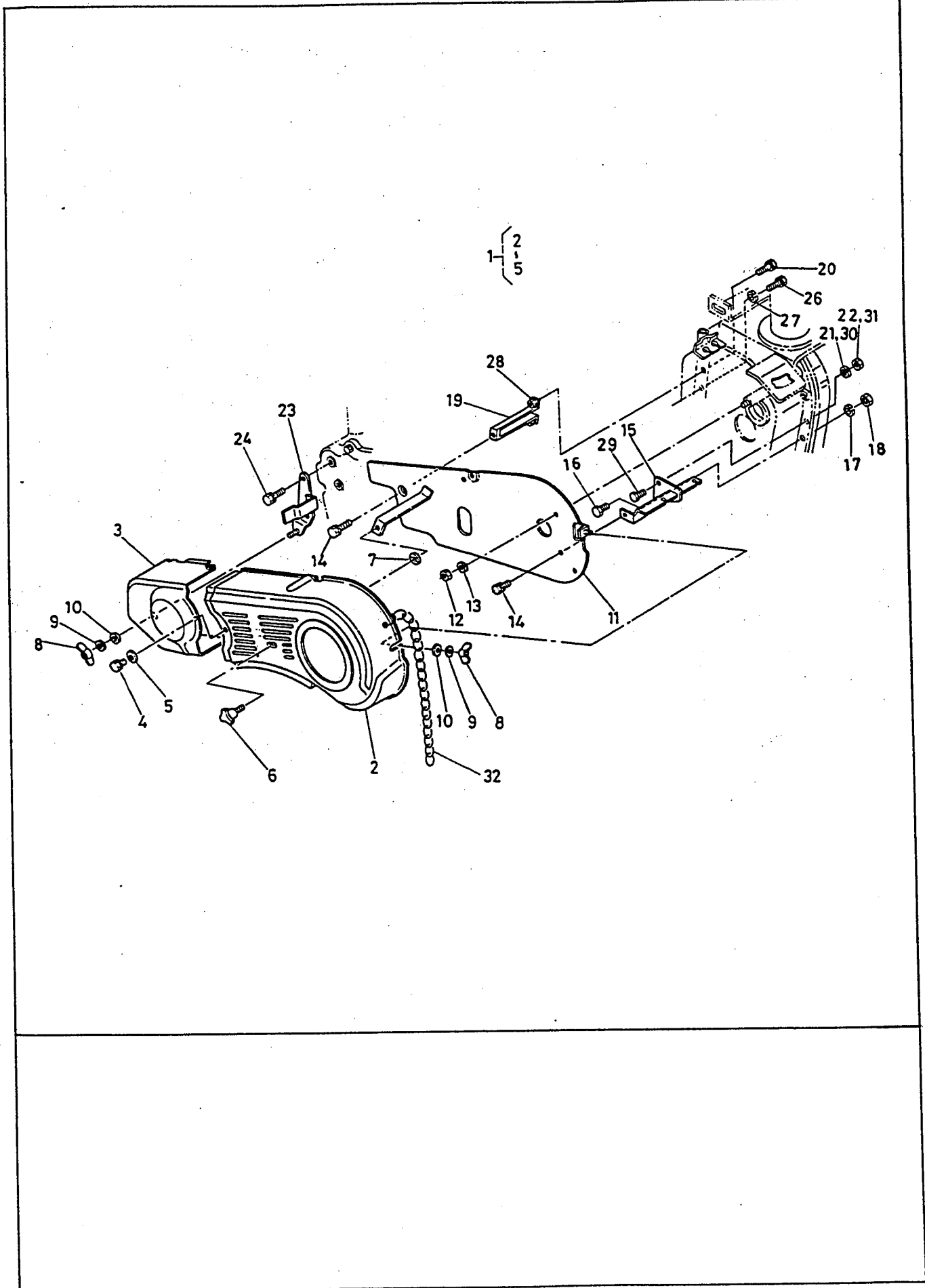
FIG.14

COURROIE BÂCHE  
BELT COVER  
RIEMENABDECKUNG

(VIEUX TYPE)  
(OLD TYPE)  
(ALTER TYP)

{ ~70000  
~65000 (WG) }

[T750]  
[T850]



# FIG.14

**COURROIE BÂCHE**  
**BELT COVER**  
**RIEMENABDECKUNG**

(VIEUX TYPE)  
(OLD TYPE) [~70000] [T750]  
(ALTER TYP) [~65000(WG)] [T850]

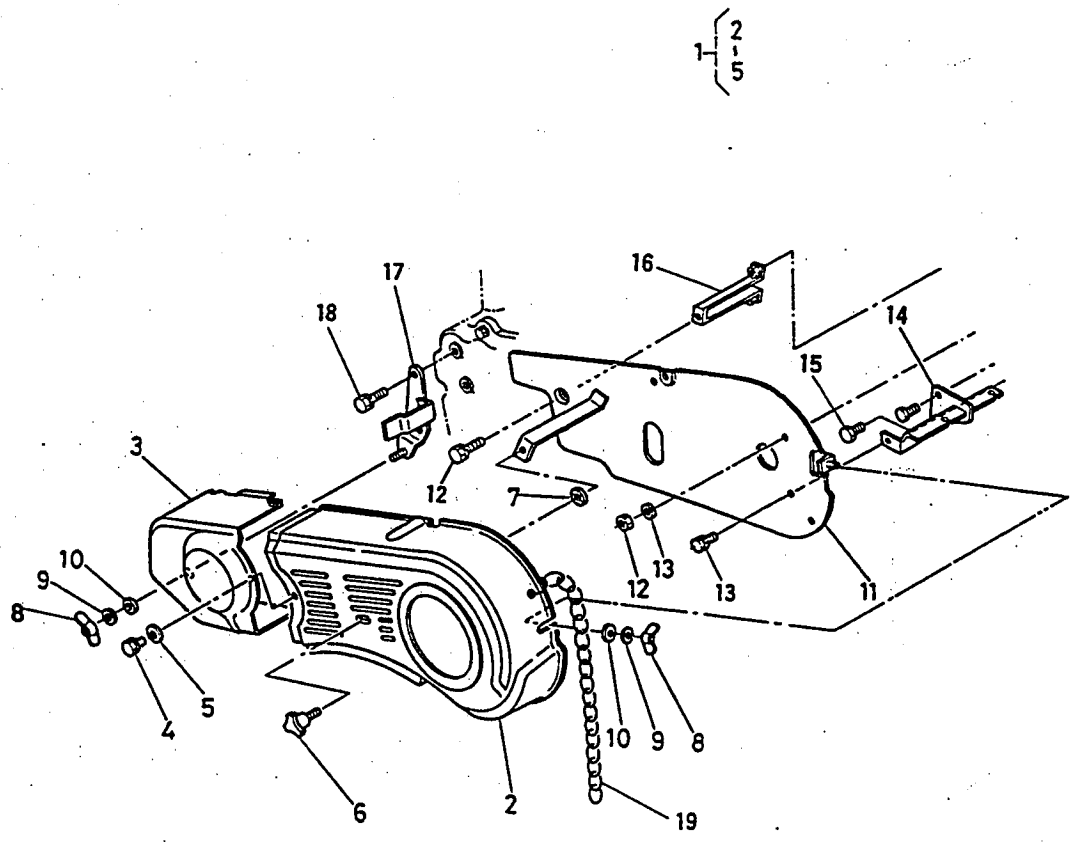
REF. No. TEIL Nr.	No. DE CODE CODE No. CODE NR.	DESCRIPTION BEZEICHNUNG	UNITÉ · UNIT · GERÄT				INTERCHANGEABILITE INTERCHANGEABILITY AUSTAUSCHBARKEIT		REMARKS REMARKS BEMERKUNGEN
			T750		T850		NUMERO DE REVISION REVISION No. REVISION-Nr.	NUMERO DE SERIE SERIAL No. SERIAL-Nr.	
			FR	WG	FR	WG			
27	04512-50100	Rondelle grower					60001	A	
		WASHER, SPRING			1	1	62331-58		
		Federring					60001 ~70000 ~65000 (WG)		
28	02118-50100	Ecrou					60671	A	
		NUT	1	1			62571-205		
		Mutter					60076 ~70000 ~65000 (WG)		
28	02118-50100	Ecrou					60001	A	
		NUT			1	1	62331-58		
		Mutter					60001 ~70000 ~65000 (WG)		
29	01173-51025	Boulon					51123	A	
		BOLT	2				62571-145		
		Schraube					~51342		
29	01173-51025	Boulon					50854	A	
		BOLT			1		62571-145		
		Schraube					~51073		
29	01173-51030	Boulon					60001	C	
		BOLT	1	1			62571-184		
		Schraube					60001 ~70000 ~65000 (WG)		
29	01173-51030	Boulon					60001	C	
		BOLT			1	1	62571-184		
		Schraube					60001 ~70000 ~65000 (WG)		
30	04512-50100	Rondelle grower					51123	A	
		WASHER, SPRING	1	1			62571-145		
		Federring					60001 ~70000 ~65000 (WG)		
30	04512-50100	Rondelle grower					50854	A	
		WASHER, SPRING			1	1	62571-145		
		Federring					60001 ~70000 ~65000 (WG)		
31	02118-50100	Ecrou					51123	A	
		NUT	1	1			62571-145		
		Mutter					60001 ~70000 ~65000 (WG)		
31	02118-50100	Ecrou					50854	A	
		NUT			1	1	62571-145		
		Mutter					60001 ~70000 ~65000 (WG)		
32	61113-5221-0	Chaîne					50001~		
		CHAIN		1		1	65000		
		Kette							

FIG.14 COURROIE BÂCHE  
BELT COVER  
RIEMENABDECKUNG

(NEUF TYPE)  
(NEW TYPE)  
(NEUER TYP)

[70001~  
65001 (WG)~]

[T750-D]  
[T850-D]



# FIG.14 COURROIE BÂCHE BELT COVER RIEMENABDECKUNG

(NEUF TYPE)  
(NEW TYPE)  
(NEUER TYP)

[70001~  
65001 (WG)~]

[T750-D]  
[T850-D]

REF. No. TEIL Nr.	No. DE CODE CODE No. CODE NR.	DESCRIPTION BEZEICHNUNG	UNITÉ.UNIT.GERÄT						INTERCHANGEABILITE INTERCHANGEABILITY AUSTAUSCHBARKEIT	REMARKS REMARKS BEMERKUNGEN	
			T750-D			T850-D					
			FR	WG	HO	FR	WG				
1	62691-5430-0	Bâche complet ASSY COVER, BELT Riemenabdeckung, komplett					1	1		70001~ 65001 (WG)~	②~⑤
1	62681-5430-0	Bâche complet ASSY COVER, BELT Riemenabdeckung, komplett	1	1	1					70001~ 65001 (WG)~	②~⑤
2	62681-5431-0	Bâche Complet COMP COVER, BELT 1 Riemenabdeckung 1	1	1	1					70001~ 65001 (WG)~	
2	62691-5431-0	Bâche complet COMP COVER, BELT 1 Riemenabdeckung 1					1	1		70001~ 65001 (WG)~	
3	62681-5432-0	Bâche complet COMP COVER, BELT 2 Riemenabdeckung 2	1	1	1	1	1	1		70001~ 65001 (WG)~	
4	01202-50612	Vis BOLT Schraube	3	3	3	3	3	3		70001~ 65001 (WG)~	
5	04013-50060	Rondelle WASHER, PLAIN Beilagscheibe	3	3	3	3	3	3		70001~ 65001 (WG)~	
6	63763-5257-0	Poignée GRIP, TOOL CASE Griffschraube	1	1	1	1	1	1		70001~ 65001 (WG)~	
7	62151-5454-0	Clip CLIP Klemmring	1	1	1	1	1	1		70001~ 65001 (WG)~	
8	02810-50080	Ecrou NUT, WING Flügelmutter	2	2	2	2	2	2		70001~ 65001 (WG)~	
9	04512-50080	Rondelle grower WASHER, SPRING Federring	2	2	2	2	2	2		70001~ 65001 (WG)~	
10	04013-50080	Rondelle WASHER, PLAIN Beilagscheibe	2	2	2	2	2	2		70001~ 65001 (WG)~	
11	62681-5433-0	Enjoliveur COVER Abdeckplatte	1	1	1					70001~ 65001 (WG)~	
11	62691-5433-0	Enjoliveur COVER Abdeckplatte					1	1		70001~ 65001 (WG)~	
12	01123-50814	Vis BOLT Schraube	1	1	1	1	1	1		70001~ 65001 (WG)~	
13	01121-50818	Boulon BOLT Schraube	4	4	4	4	4	4		70001~ 65001 (WG)~	

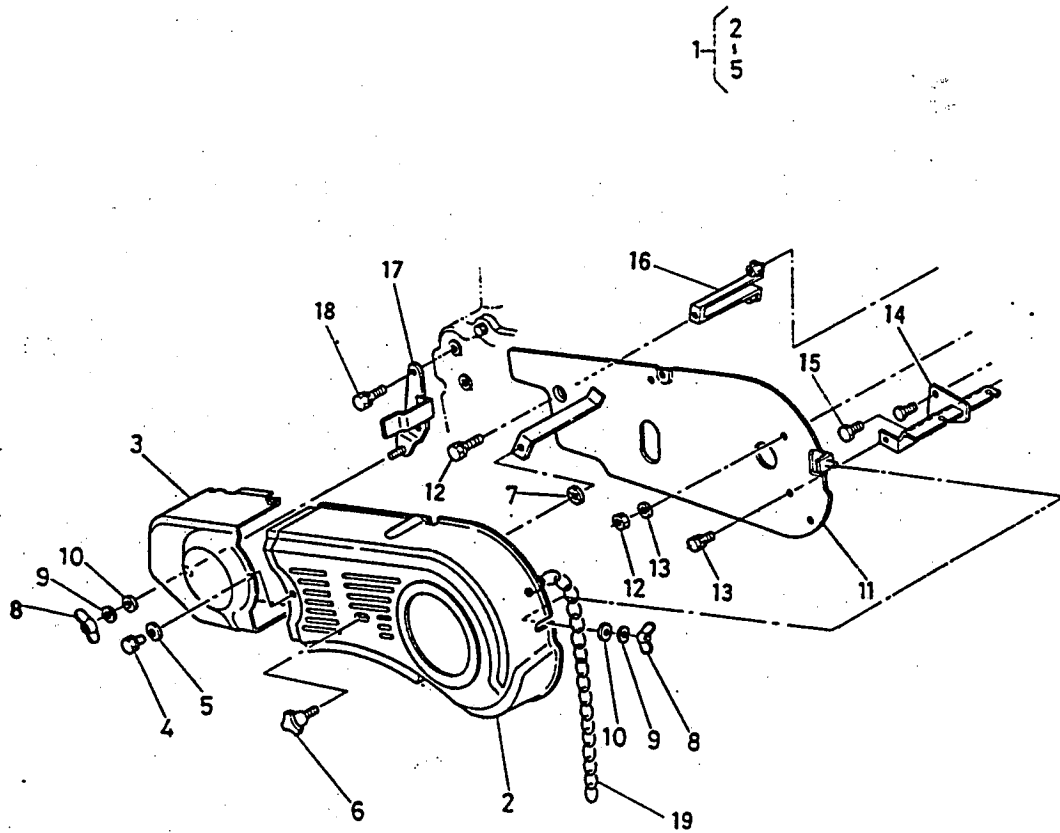
FIG.14

COURROIE BÂCHE  
BELT COVER  
RIEMENABDECKUNG

(NEUF TYPE)  
(NEW TYPE)  
(NEUER TYP)

[70001~  
65001 (WG)~]

[T750-D]  
[T850-D]





**FIG.14** COURROIE BÂCHE  
BELT COVER  
RIEMENABDECKUNG

(NEUF TYPE) (NEW TYPE) (NEUER TYP) [70001~65001 (WG)~] [T750-D] [T850-D]

REF. No. TEIL. Nr.	No. DE CODE CODE No. CODE NR.	DESCRIPTION BEZEICHNUNG	UNITÉ.UNIT.GERÄT					INTERCHANGEABILITY AUSTAUSCHBARKEIT		REMARKS REMARKS BEMERKUNGEN
			T750-D			T850-D		NUMERO DE REVISION REVISION No. REVISION-Nr.	NUMERO DE SERIE SERIAL No. SERIAL-Nr.	
			FR	WG	HO	FR	WG			
14	62671-5434-0	Support							70001~65001 (WG)~	
		STAY	1	1	1	1	1			
		Stütze								
15	01123-50816	Boulon							70001~65001 (WG)~	
		BOLT	2	2	2	2	2			
		Schraube								
16	62533-5614-0	Couvercle							70001~65001 (WG)~	
		STAY, COVER(REAR)	1	1	1	1	1			
		Deckel								
17	62671-5436-0	Support							70001~65001 (WG)~	
		STAY	1	1	1					
		Stütze								
17	62691-5435-0	Support							70001~65001 (WG)~	
		STAY				1	1			
		Stütze								
18	01123-50816	Vis							70001~65001 (WG)~	
		BOLT	2	2	2	2	2			
		Schraube								
19	61113-5221-0	Chaine							70001~65001 (WG)~	
		CHAIN					1			
		Kette								

FR:France WG:Allemagne HO:Hong Kong  
 FR:France WG:West Germany HO:Hong Kong  
 FR:Frankreich WG:Westdeutschland HO:Hong Kong

# FIG.15

RESERVOIR  
FUEL TANK  
KRAFTSTOFFTANK.

(VIEUX TYPE)  
(OLD TYPE)  
(ALTER TYP)

[~70000  
~65000 (WG)]

[T450]  
[T550]  
[T650]

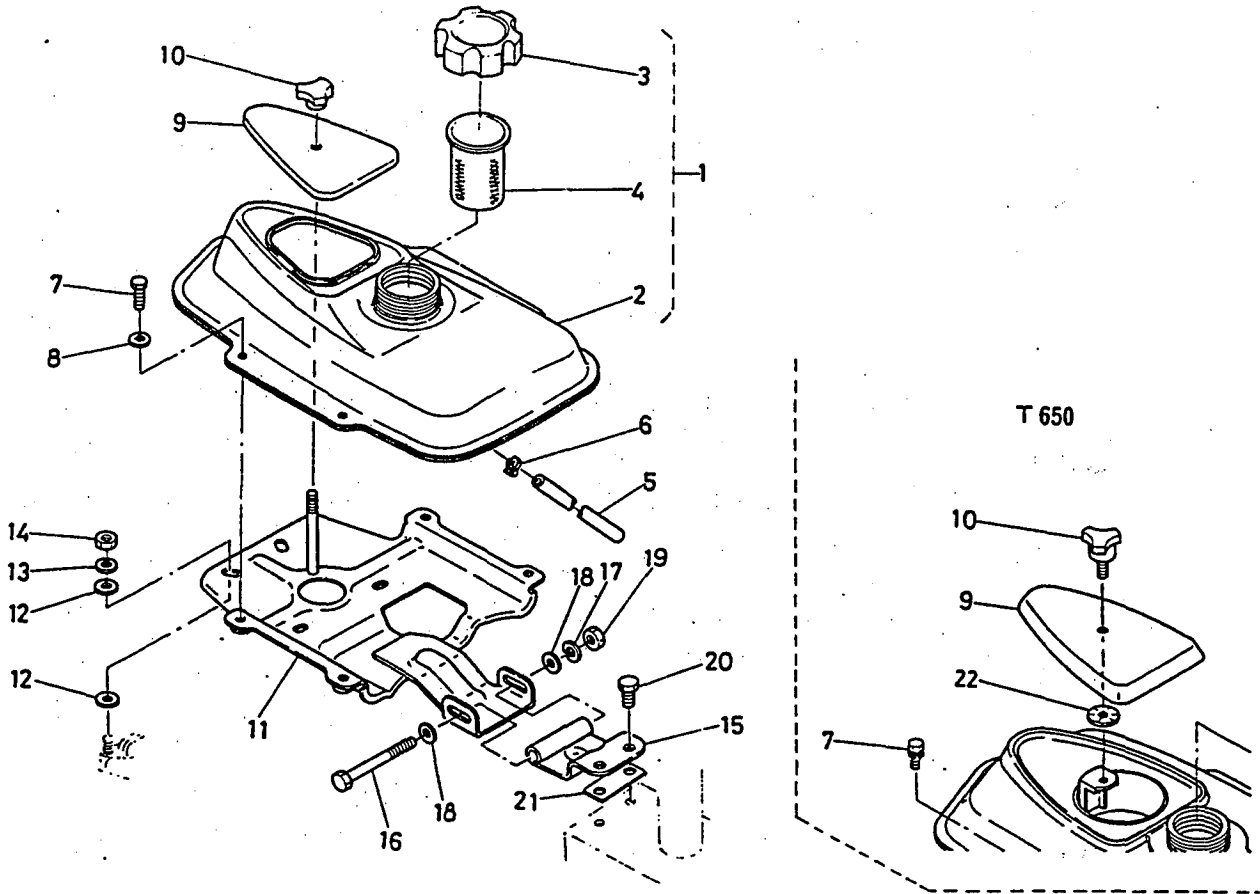


FIG.15

RESERVOIR  
FUEL TANK  
KRAFTSTOFFTANK

(VIEUX TYPE)  
(OLD TYPE)  
(ALTER TYP)

{ ~70000  
~65000 (WG) }

(T450)  
(T550)  
(T650)

REF. No. TEIL Nr.	No. DE CODE CODE No. CODE NR.	DESCRIPTION BEZEICHNUNG	UNITÉ · UNIT · GERÄT									INTERCHANGEABILITE INTERCHANGEABILITY AUSTAUSCHBARKEIT		REMARQUES REMARKS BEMERKUNGEN	
			T450			T550			T650			NUMERO DE REVISION REVISION No. REVISION-Nr.	NUMERO DE SERIE SERIAL No. SERIAL-Nr.		
			FR	WG	UK	SW	SP	FR	WG	SP	FR				WG
1	61061-5470-0	Réservoir complet ASSY TANK, FUEL Kraftstofftank, komplett	1	1	1	1	1	1	1	1				50001 ~70000 50001 ~65000 (WG)	②~④
1	62571-5470-0	Réservoir complet ASSY TANK, FUEL Kraftstofftank, komplett									1	1		50001 ~70000 50001 ~65000 (WG)	②~④
2	61061-5471-0	Réservoir TANK, FUEL Kraftstofftank	1	1	1	1	1	1	1	1				50001 ~70000 50001 ~65000 (WG)	
2	62571-5471-0	Réservoir TANK, FUEL Kraftstofftank									1	1		50001 ~70000 50001 ~65000 (WG)	
3	13582-4103-0	Chapeau complet ASSY CAP, FUEL TANK Tank verschluß	1	1	1	1	1	1	1	1	1	1		50001 ~70000 50001 ~65000 (WG)	
4	13621-4135-0	Filtre FILTER, FUEL Kraftstofffilter	1	1	1	1	1	1	1	1	1	1		50001 ~70000 50001 ~65000 (WG)	
5	61075-5473-0	Tuyau PIPE, FUEL Kraftstoffleitung	1	1	1	1	1	1	1	1				50001 ~70000 50001 ~65000 (WG)	
5	62571-5473-0	Tuyau PIPE, FUEL Kraftstoffleitung									1	1		50001 ~70000 50001 ~65000 (WG)	
6	13268-4236-0	Collier CLIP, FUEL PIPE Schlauchklemme	2	2	2	2	2	2	2	2	2	2		50001 ~70000 50001 ~65000 (WG)	
7	01202-50612	Vis BOLT Schraube	4	4	4	4	4	4	4	4				50001 ~70000 50001 ~65000 (WG)	
7	01123-50814	Vis BOLT Schraube										4	4	50001 ~70000 50001 ~65000 (WG)	
8	04013-50080	Rondelle WASHER, PLAIN Beilagscheibe	4	4	4	4	4	4	4	4	4			50001 ~70000 50001 ~65000 (WG)	
9	61061-5472-0	Enjoliveur COVER, TANK Abdeckung	1	1	1	1	1	1	1	1				50001 ~70000 50001 ~65000 (WG)	
9	61061-5472-0	Enjoliveur COVER, TANK Abdeckung									1	1		50001 ~70000 50001 ~65000 (WG)	
10	02820-00060	Ecrou NUT, KNOB Griffmutter	1	1	1	1	1	1	1	1				50001 ~70000 50001 ~65000 (WG)	
10	63763-5257-0	Poignée GRIP, TOOL CASE Griffschraube									1	1		50001 ~70000 50001 ~65000 (WG)	

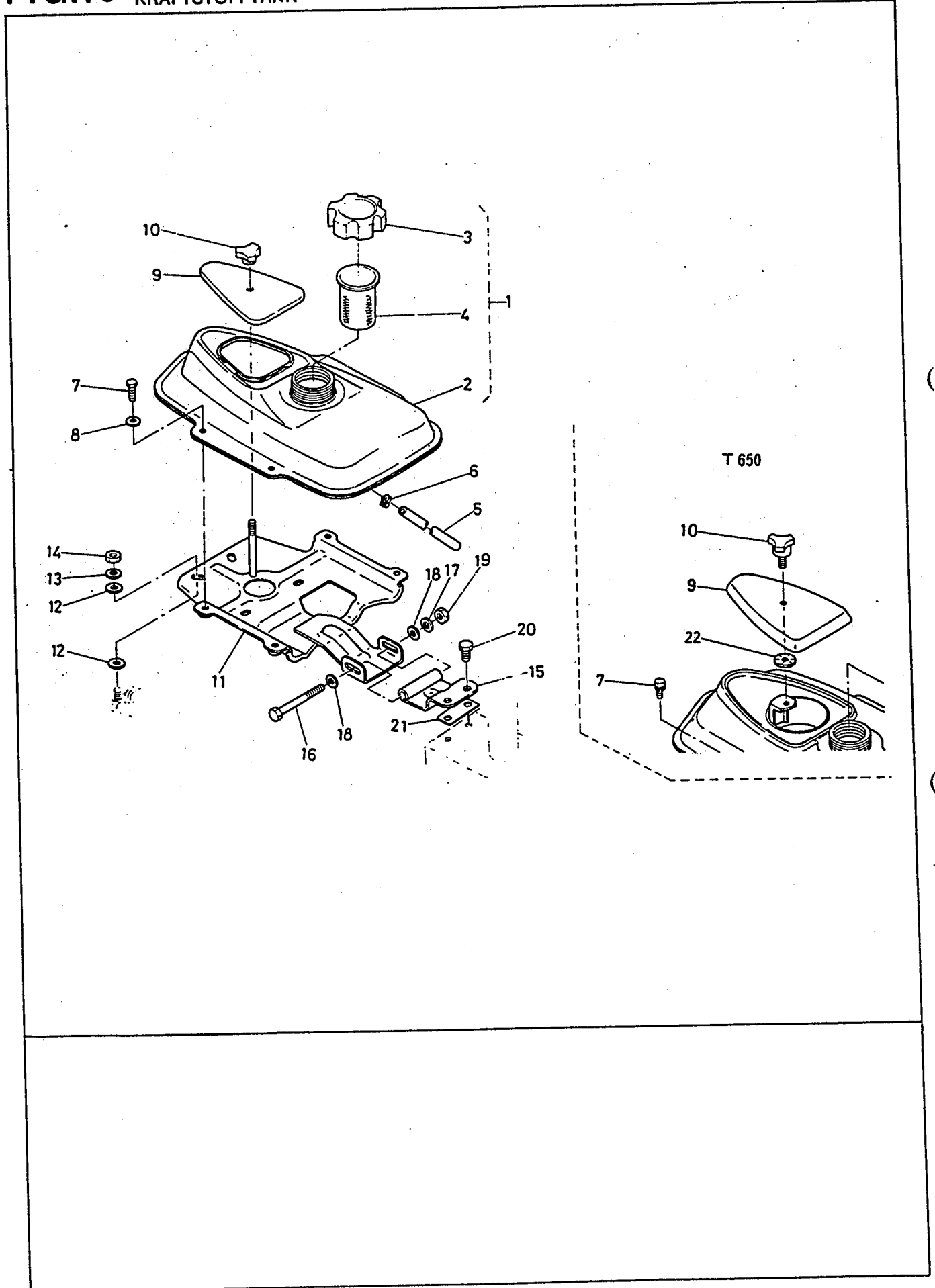
# FIG.15

RESERVOIR  
FUEL TANK  
KRAFTSTOFFTANK

(VIEUX TYPE)  
(OLD TYPE)  
(ALTER TYP)

[~70000  
~65000 (WG)]

[T450]  
[T550]  
[T650]



**FIG.15** RESERVOIR FUEL TANK KRAFTSTOFFTANK

(VIEUX TYPE) (OLD TYPE) (ALTER TYP) [~70000 ~65000 (WG)] (T450) (T550) (T650)

REF. No. TEIL Nr.	No. DE CODE CODE No. CODE NR.	DESCRIPTION BEZEICHNUNG	UNITÉ · UNIT · GERÄT									INTERCHANGEABILITE INTERCHANGEABILITY AUSTAUSCHBARKEIT		REMARQUES REMARKS BEMERKUNGEN	
			T450			T550			T650			NUMERO DE REVISION REVISION-Nr.	NUMERO DE SERIE SERIAL-Nr.		
			FR	WG	UK	SW	SP	FR	WG	SP	FR				WG
11	61321-5491-0	Support STAY, TANK Tragplatte	1	1	1	1	1	1	1	1				50001 ~70000 50001 ~65000 (WG)	
11	62571-5491-0	Support STAY, TANK Tragplatte										1	1	50001 ~70000 50001 ~65000 (WG)	
12	04013-50080	Rondelle WASHER, PLAIN Beilagscheibe	8	8	8	8	8	8	8	8	8	4	4	50001 ~70000 50001 ~65000 (WG)	
13	04512-50080	Rondelle grower WASHER, SPRING Federring	4	4	4	4	4	4	4	4	4	2	2	50001 ~70000 50001 ~65000 (WG)	
14	02114-50080	Ecrou NUT Mutter	4	4	4	4	4	4	4	4	4			50001 ~70000 50001 ~65000 (WG)	
14	02118-50080	Ecrou NUT Mutter										2	2	50001 ~70000 50001 ~65000 (WG)	
15	61321-5492-0	Support SUPPORT, TANK STAY Lagerblech	1	1	1	1	1	1	1	1	1			50001 ~70000 50001 ~65000 (WG)	
15	61361-5491-0	Support SUPPORT, TANK STAY Lagerblech										1	1	50001 ~70000 50001 ~65000 (WG)	
16	01150-50880	Boulon BOLT Schraube	1	1	1	1	1	1	1	1	1			50001 ~70000 50001 ~65000 (WG)	
16	01150-50800	Boulon BOLT Schraube										1	1	50001 ~70000 50001 ~65000 (WG)	
17	04512-50080	Rondelle grower WASHER, SPRING Federring	1	1	1	1	1	1	1	1	1	1	1	50001 ~70000 50001 ~65000 (WG)	
18	04013-50080	Rondelle WASHER, PLAIN Beilagscheibe	2	2	2	2	2	2	2	2	2	2	2	50001 ~70000 50001 ~65000 (WG)	
19	02114-50080	Ecrou NUT Mutter	1	1	1	1	1	1	1	1	1	1	1	50001 ~70000 50001 ~65000 (WG)	
20	01123-50816	Vis BOLT Schraube	2	2	2	2	2	2	2	2	2	2	2	50001 ~70000 50001 ~65000 (WG)	
21	61321-5493-0	Rondelle WASHER Schlossblech	1	1	1	1	1							61321-101 50273~ 60001~ (WG)	A
21	61321-5493-0	Rondelle WASHER Schlossblech							1	1	1			61321-101 50001 ~70000 50001 ~65000 (WG)	A

FR:France WG:Allemagne UK:Augletterre SW:Suisse SP:Espagne  
 FR:France WG:West Germany UK:United Kingdom SW:Switzerland SP:Spain  
 FR:Frankreich WG:Westdeutschland UK:Großbritannien SW:Schweiz SP:Spanien



FIG.15 RESERVOIR  
FUEL TANK  
KRAFTSTOFFTANK

(VIEUX TYPE)  
(OLD TYPE)  
(ALTER TYP)

[~70000  
~65000 (WG)]

[T450]  
[T550]  
[T650]

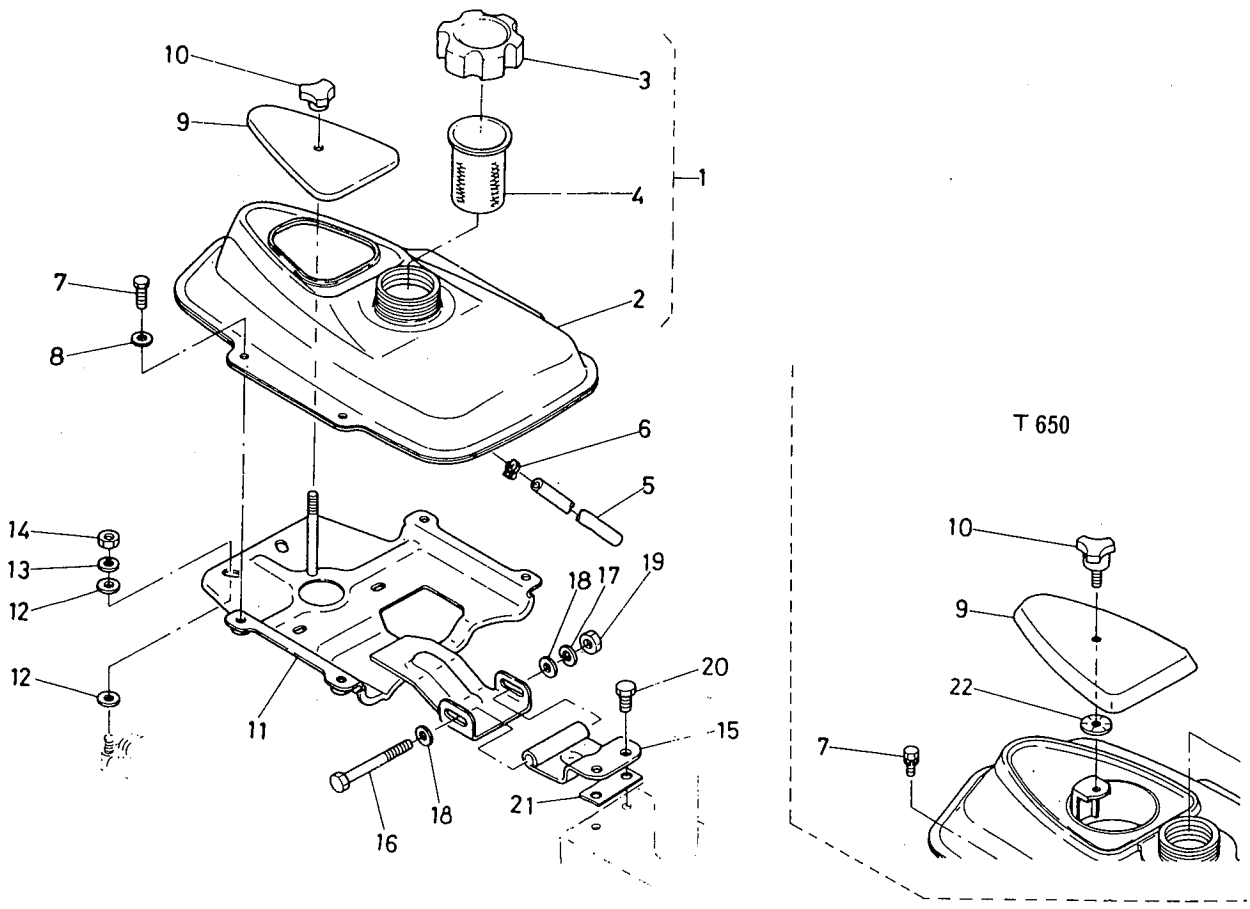
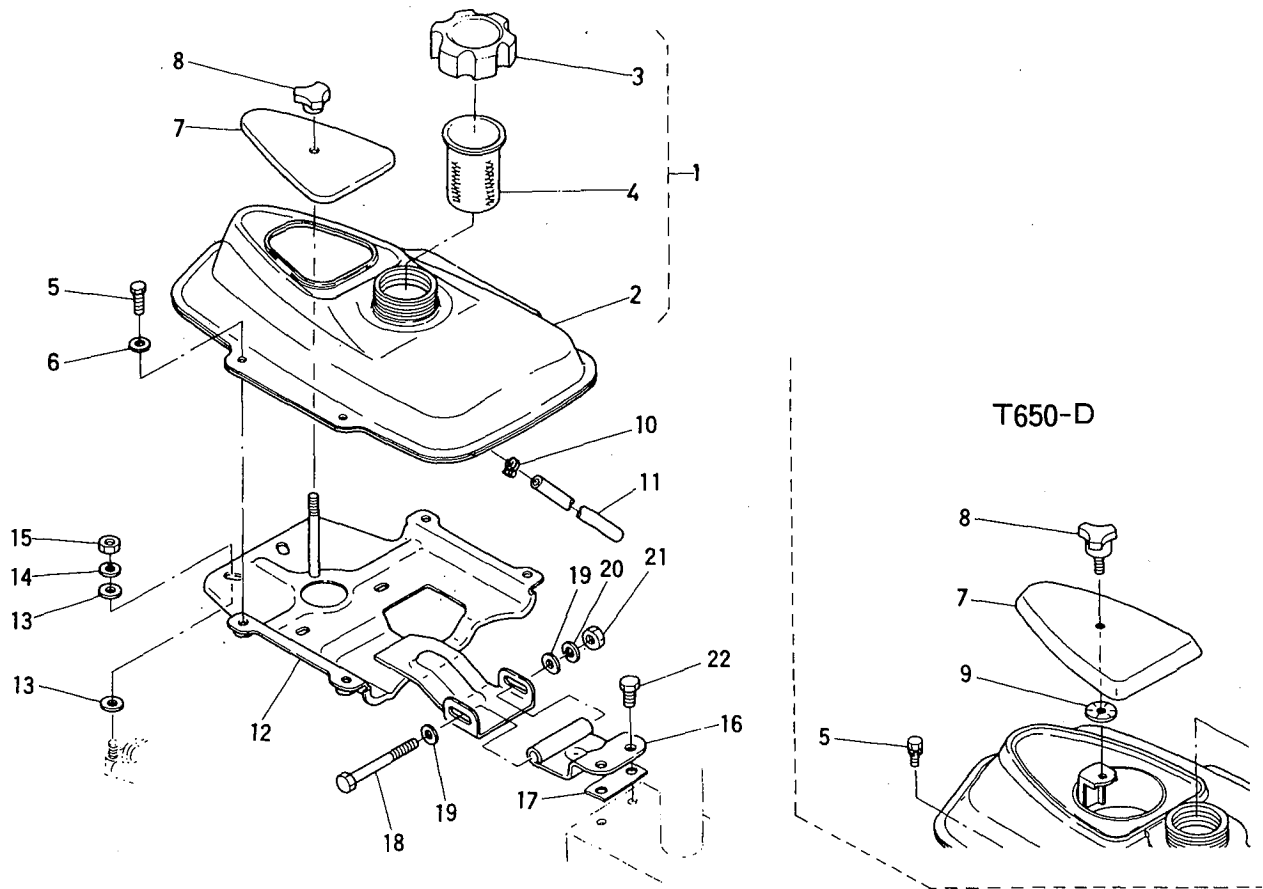


FIG.15 RESERVOIR  
FUEL TANK  
KRAFTSTOFFTANK.

(NEUF TYPE)  
(NEW TYPE)  
(NEUER TYP)

70001~  
65001 (WG)~

[T450-D]  
[T550-D]  
[T650-D]





**FIG.15** RESERVOIR  
FUEL TANK  
KRAFTSTOFFTANK

(NEUF TYPE)  
(NEW TYPE)  
(NEUER TYP)

[70001~  
65001 (WG)~]

[T450-D]  
[T550-D]  
[T650-D]

REF. No. TEIL Nr.	No. DE CODE CODE No. CODE NR.	DESCRIPTION BEZEICHNUNG	UNITÉ.UNIT.GERÄT												INTERCHANGEABILITE INTERCHANGEABILITY AUSTAUSCHBARKEIT		REMARQUES REMARKS BEMERKUNGEN			
			T450-D						T550-D			T650-D			NUMERO DE REVISION REVISION No. REVISION-Nr.	NUMERO DE SERIE SERIAL No. SERIAL-Nr.				
			FR	WG	UK	SW	SP	FI	HO	MA	FR	WG	SP	HO				FR	WG	HO
1	61061-5470-0	Réservoir complet ASSY TANK, FUEL Kraftstoffank, komplett	1	1	1	1	1	1	1	1	1	1	1						70001~ 65001 (WG)~	②~④
1	62571-5470-0	Réservoir complet ASSY TANK, FUEL Kraftstoffank, komplett												1	1	1	1		70001~ 65001 (WG)~	②~④
2	61061-5471-0	Reservoir TANK, FUEL Kraftstoffank	1	1	1	1	1	1	1	1	1	1	1						70001~ 65001 (WG)~	
2	62571-5471-0	Reservoir TANK, FUEL Kraftstoffank												1	1	1	1		70001~ 65001 (WG)~	
3	13582-4103-0	Chapeau complet ASSY CAP, FUEL TANK Tankverschluss	1	1	1	1	1	1	1	1	1	1	1	1	1	1	1		70001~ 65001 (WG)~	
4	13621-4135-0	Filtre FILTER, FUEL Kraftstoffilter	1	1	1	1	1	1	1	1	1	1	1	1	1	1	1		70001~ 65001 (WG)~	
5	01202-50612	Vis BOLT Schraube	4	4	4	4	4	4	4	4	4	4	4	4					70001~ 65001 (WG)~	
5	01123-50814	Vis BOLT Schraube												4	4	4	4		70001~ 65001 (WG)~	
6	04013-50060	Rondelle WASHER, PLAIN Beilagscheibe	4	4	4	4	4	4	4	4	4	4	4	4					70001~ 65001 (WG)~	
7	61061-5472-0	Enjoliveur COVER, TANK Abdeckung	1	1	1	1	1	1	1	1	1	1	1	1					70001~ 65001 (WG)~	
7	62571-5472-0	Enjoliveur COVER, TANK Abdeckung												1	1	1	1		70001~ 65001 (WG)~	
8	02820-00060	Ecrou NUT, KNOB Griffmutter	1	1	1	1	1	1	1	1	1	1	1	1					70001~ 65001 (WG)~	
8	63763-5257-0	Ecrou NUT, KNOB Griffmutter												1	1	1	1		70001~ 65001 (WG)~	
9	62151-5454-0	Rondelle WASHER Schlossblech												1	1	1	1		70001~ 65001 (WG)~	
10	13268-4236-0	Collier CLIP, FUEL PIPE Schlauchklemme	2	2	2	2	2	2	2	2	2	2	2	2	2	2	2		70001~ 65001 (WG)~	

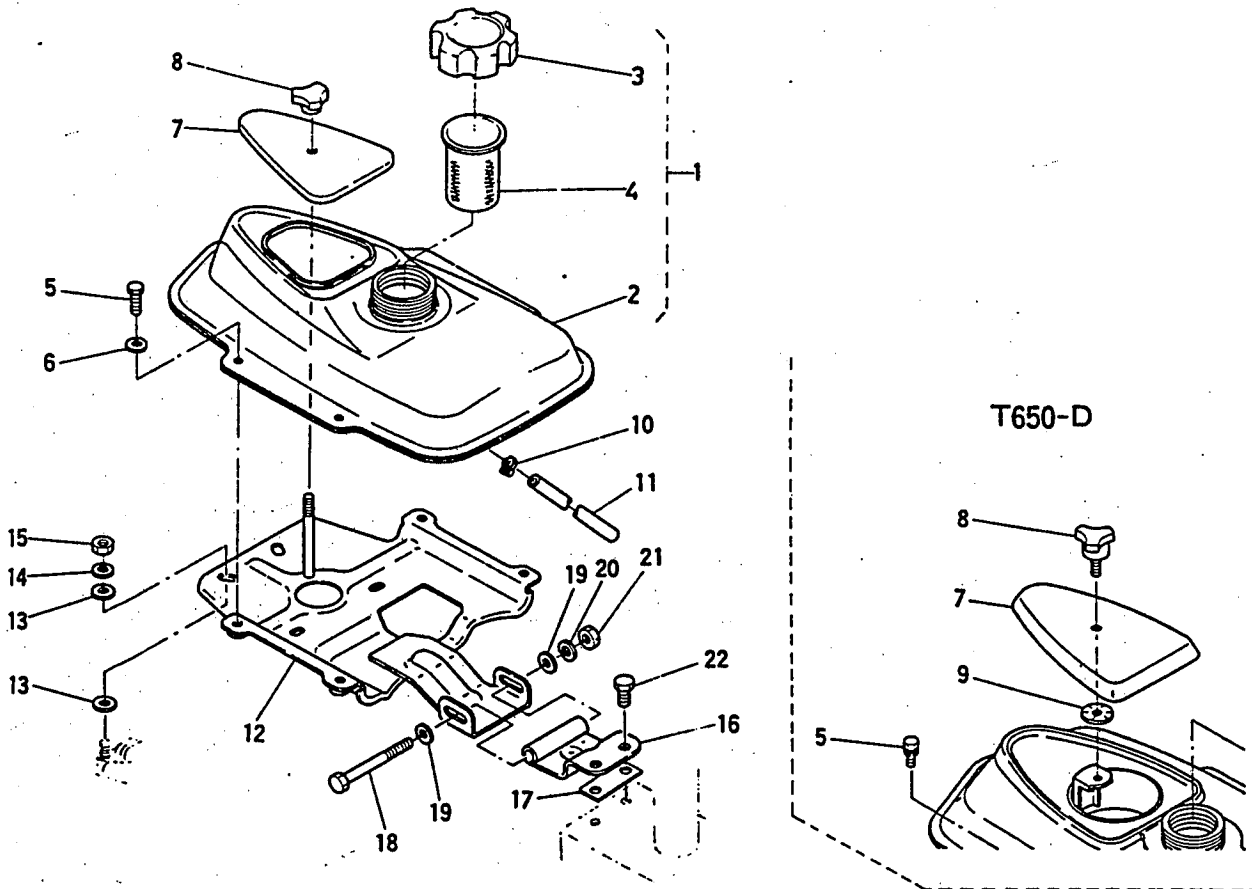
FIG.15

RESERVOIR  
FUEL TANK  
KRAFTSTOFFTANK

(NEUF TYPE)  
(NEW TYPE)  
(NEUER TYP)

[70001~  
65001 (WG)~]

[T450-D]  
[T550-D]  
[T650-D]



**FIG.15** RESERVOIR  
FUEL TANK  
KRAFTSTOFFTANK

(NEUF TYPE)  
(NEW TYPE)  
(NEUER TYP)

[ 7000165001  
(WG)~ ]

[ T450-D  
T550-D  
T650-D ]

REF. No. TEL. Nr.	No. DE CODE CODE No. CODE NR.	DESCRIPTION BEZEICHNUNG	UNITÉ.UNIT.GERÄT												INTERCHANGEABILITE INTERCHANGEABILITY AUSTAUSCHBARKEIT		REMARQUES REMARKS BEMERKUNGEN		
			T450-D						T550-D			T650-D			NUMERO DE REVISION REVISION No. REVISION-Nr.	NUMERO DE SERIE SERIAL No. SERIAL-Nr.			
			FR	WG	UK	SW	SP	FI	HO	MA	FR	WG	SP	HO				FR	WG
11	61075-5473-0	Tuyau PIPE, FUEL Kraftstoffleitung	1	1	1	1	1	1	1	1	1	1	1					70001~ 65001 (WG)~	
11	62571-5473-0	Tuyau PIPE, FUEL Kraftstoffleitung												1	1	1	1	70001~ 65001 (WG)~	
12	61321-5491-0	Support STAY, TANK Tragplatte	1	1	1	1	1	1	1	1	1	1	1					70001~ 65001 (WG)~	
12	62571-5491-0	Support STAY, TAND Tragplatte												1	1	1	1	70001~ 65001 (WG)~	
13	04013-50080	Rondelle WASHER, PLAIN Beilagscheibe	8	8	8	8	8	8	8	8	8	8	8	4	4	4	4	70001~ 65001 (WG)~	
14	04512-50080	Rondelle ressort WASHER, SPRING Federring	4	4	4	4	4	4	4	4	4	4	4	2	2	2	2	70001~ 65001 (WG)~	
15	02114-50080	Ecrou NUT Mutter	2	2	2	2	2	2	2	2	2	2	2	2	2	2	2	70001~ 65001 (WG)~	
16	61321-5492-0	Support SUPPORT, TANK STAY Lagerblech	1	1	1	1	1	1	1	1	1	1	1					70001~ 65001 (WG)~	
16	61361-5491-0	Support SUPPORT, TANK STAY Lagerblech												1	1	1	1	70001~ 65001 (WG)~	
17	61321-5493-0	Rondelle WASHER Schlossblech	1	1	1	1	1	1	1	1	1	1	1					70001~ 65001 (WG)~	
18	01150-50880	Boulon BOLT Schraube	1	1	1	1	1	1	1	1	1	1	1					70001~ 65001 (WG)~	
18	01150-50800	Boulon BOLT Schraube												1	1	1	1	70001~ 65001 (WG)~	
19	04013-50080	Rondelle WASHER, PLAIN Beilagscheibe	2	2	2	2	2	2	2	2	2	2	2	2	2	2	2	70001~ 65001 (WG)~	
20	04512-50080	Rondelle ressort WASHER, SPRING Federring	1	1	1	1	1	1	1	1	1	1	1	1	1	1	1	70001~ 65001 (WG)~	
21	02114-50080	Ecrou NUT Mutter	1	1	1	1	1	1	1	1	1	1	1	1	1	1	1	70001~ 65001 (WG)~	
22	01123-50816	Boulon BOLT Schraube	2	2	2	2	2	2	2	2	2	2	2	2	2	2	2	70001~ 65001 (WG)~	

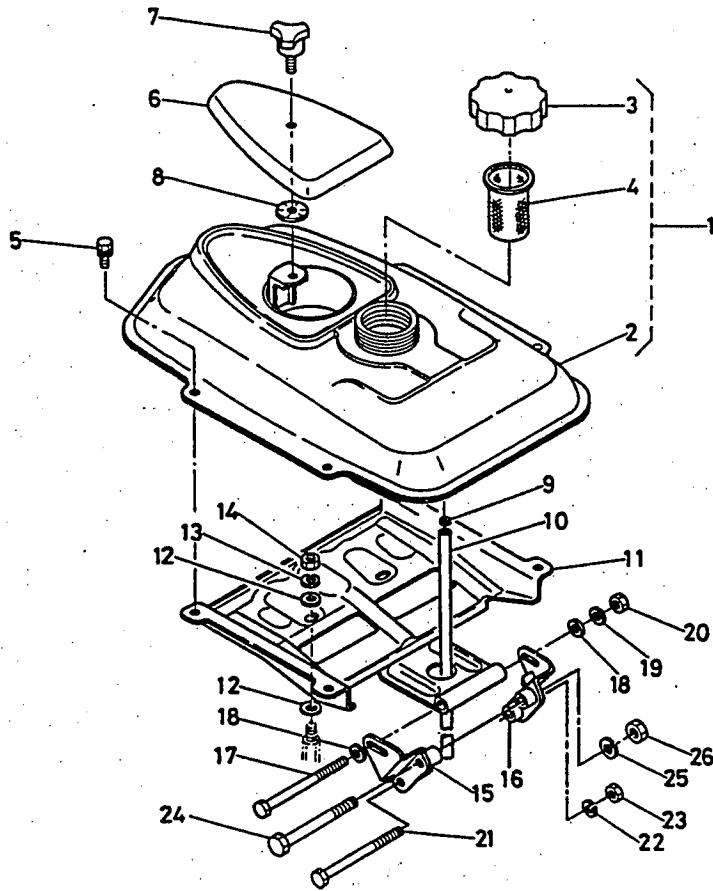
FIG.15

RESERVOIR  
FUEL TANK  
KRAFTSTOFFTANK

(VIEUX TYPE)  
(OLD TYPE)  
(ALTER TYP)

{ ~70000  
~65000 (WG) }

(T750)  
(T850)



T850

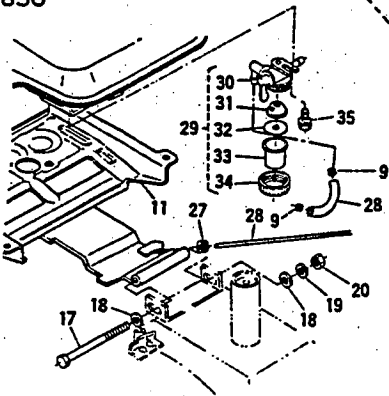


FIG.15

RESERVOIR  
FUEL TANK  
KRAFTSTOFFTANK

(VIEUX TYPE)  
(OLD TYPE)  
(ALTER TYP)

~70000  
~65000 (WG)

[T750]  
[T850]

REF. No. TEIL Nr.	No. DE CODE CODE No. CODE NR.	DESCRIPTION BEZEICHNUNG	UNITÉ · UNIT · GERÄT				INTERCHANGEABILITE INTERCHANGEABILITY AUSTAUSCHBARKEIT NUMERO DE REVISION REVISION No. REVISION-Nr.	REMARKS REMARKS BEMERKUNGEN
			T750		T850			
			FR	WG	FR	WG		
1	62571-5470-0	Reservoir complet ASSY TANK, FUEL Tank, komplett	1	1			50001 ~70000 50001 ~65000 (WG) ②~④	
1	62331-5470-0	Reservoir complet ASSY TANK, FUEL Tank, komplett			1	1	50001 ~70000 50001 ~65000 (WG) ②~④	
2	62571-5471-0	Reservoir COMP TANK, FUEL Kraftstofftank	1	1			50001 ~70000 50001 ~65000 (WG)	
2	62331-5471-0	Reservoir COMP TANK, FUEL Kraftstofftank			1	1	50001 ~70000 50001 ~65000 (WG)	
3	13582-4103-0	Capeau complet ASSY CAP, FUEL TANK Tankdeckel	1	1	1	1	50001 ~70000 50001 ~65000 (WG)	
4	13621-4135-0	Filtre FILTER, FUEL Kraftstofffilter	1	1	1	1	50001 ~70000 50001 ~65000 (WG)	
5	01123-50814	Vis BOLT Schraube	1	1	4	4	50001 ~70000 50001 ~65000 (WG)	
6	62571-5472-0	Enjoliveur COVER, TANK Abdeckung	1	1	1	1	50001 ~70000 50001 ~65000 (WG)	
7	63763-5257-0	Poignée GRIP, TOOL CASE Griffschraube	1	1	1	1	50001 ~70000 50001 ~65000 (WG)	
8	62151-5454-0	Rondelle WASHER Beilagscheibe	1	1	1	1	50001 ~70000 50001 ~65000 (WG)	
9	13268-4236-0	Collier CLIP, FUEL PIPE Schlauchklemme	2	2			50001 ~70000 50001 ~65000 (WG)	
9	13621-4236-0	Collier CLIP, FUEL PIPE Schlauchklemme			2	2	50001 ~70000 50001 ~65000 (WG)	
10	62571-5473-0	Tuyau PIPE, FUEL Kraftstoffschlauch	1	1			50001 ~70000 50001 ~65000 (WG)	
10	13585-4212-0	Tuyau PIPE, FUEL Kraftstoffschlauch			1	1	50001 ~70000 50001 ~65000 (WG)	
11	62571-5491-0	Support STAY, TANK Tragplatte	1	1			50001 ~70000 50001 ~65000 (WG)	
11	62331-5474-0	Support STAY, TANK Tragplatte			1	1	~51073	

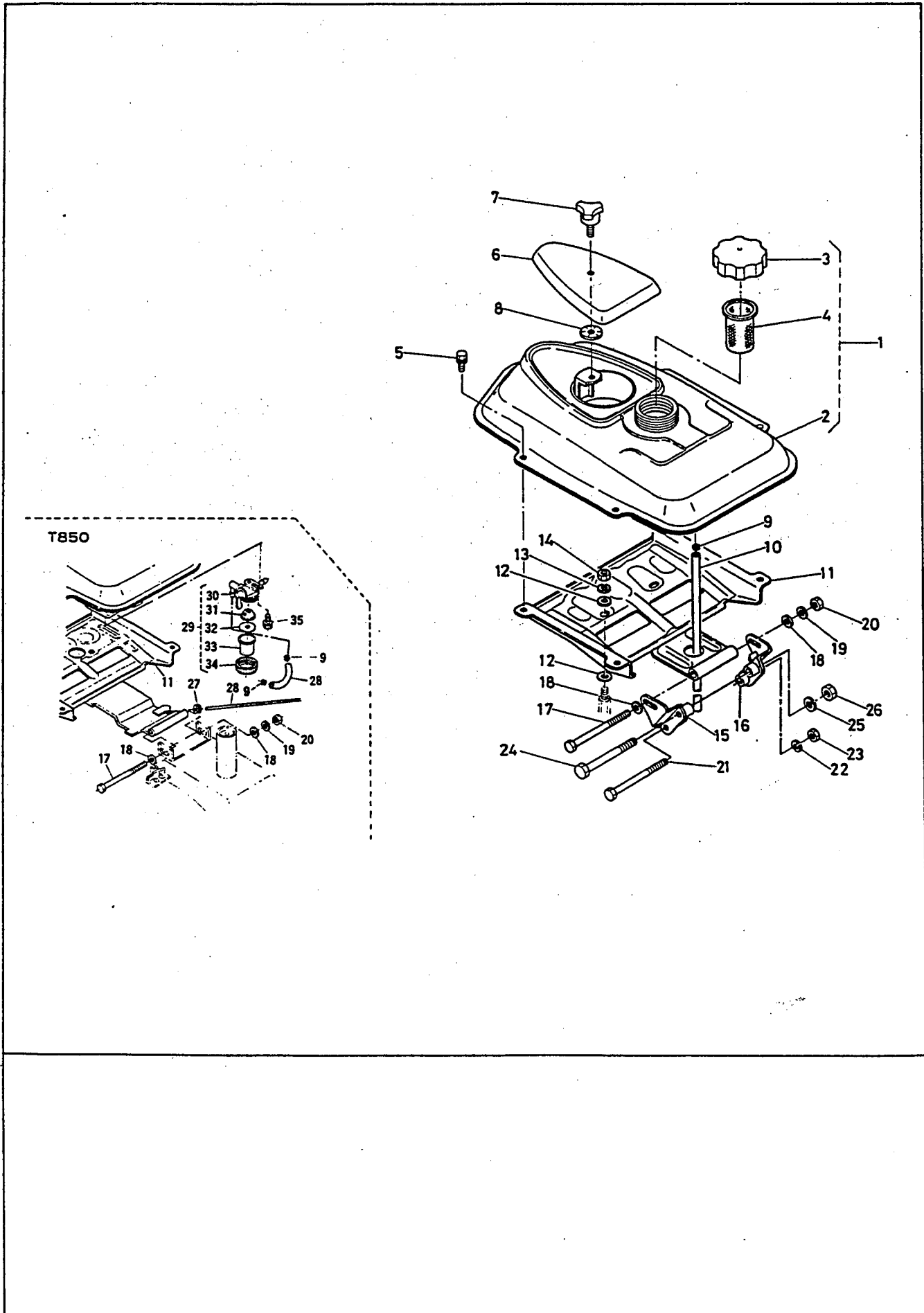
FR:France WG:Allemagne  
FR:France WG:West Germany  
FR:Frankreich WG:Westdeutschland

FIG.15 RESERVOIR  
FUEL TANK  
KRAFTSTOFFTANK

(VIEUX TYPE)  
(OLD TYPE)  
(ALTER TYP)

[~70000  
~65000 (WG)]

[T750  
T850]



**FIG.15** RESERVOIR  
FUEL TANK  
KRAFTSTOFFTANK

(VIEUX TYPE)  
(OLD TYPE) [~70000] [T750]  
(ALTER TYP) [~65000 (WG)] [T850]

REF. No. TEIL Nr.	No. DE CODE CODE No. CODE NR.	DESCRIPTION BEZEICHNUNG	UNITÉ · UNIT · GERÄT				INTERCHANGEABILITY INTERCHANGEABILITY AUSTAUSCHBARKEIT		REMARKS REMARKS BEMERKUNGEN
			T750		T850		NUMERO DE REVISION REVISION No. REVISION-Nr.	NUMERO DE SERIE SERIAL No. SERIAL-Nr.	
			FR	WG	FR	WG			
11	62331-5474-0	Support STAY, TANK Tragplatte			1	1	62331-47	50001 ~70000 50001 ~65000 (WG)	C
12	04013-50080	Rondelle WASHER, PLAIN Beilagscheibe	4	4				50001 ~70000 50001 ~65000 (WG)	
12	04013-50100	Rondelle WASHER, PLAIN Beilagscheibe			2	2		50001 ~70000 50001 ~65000 (WG)	
13	04512-50080	Rondelle grower WASHER, SPRING Federring	2	2				50001 ~70000 50001 ~65000 (WG)	
13	04512-50100	Rondelle grower WASHER, SPRING Federring			2	2		50001 ~70000 50001 ~65000 (WG)	
14	02114-50080	Ecrou NUT Mutter	2	2				50001 ~70000 50001 ~65000 (WG)	
14	02118-50100	Ecrou NUT Mutter			2			~51342	
14	02114-50100	Ecrou NUT Mutter			2	2	62331-20	50001 ~70000 50001 ~65000 (WG)	C
15	62571-5492-0	Support(G) HOLDER, LH Halterung, links	1					~60003	
15	62581-5492-0	Support(G) HOLDER, LH Halterung, links	1	1			62581-59	60004 ~70000 60001 ~65000 (WG)	C
16	62571-5493-0	Support(D) HOLDER, RH Halterung, rechts	1					~60003	
16	62581-5493-0	Support(D) HOLDER, RH Halterung, rechts	1	1			62581-60	60004 ~70000 60001 ~65000 (WG)	C
17	01150-50800	Boulon BOLT Schraube	1	1				50001 ~70000 50001 ~65000 (WG)	
17	62081-1117-0	Boulon BOLT Schraube			1	1		50001 ~70000 50001 ~65000 (WG)	
18	04013-50080	Rondelle WASHER, PLAIN Beilagscheibe	2	2	2	2		50001 ~70000 50001 ~65000 (WG)	
19	04512-50080	Rondelle WASHER, SPRING Federring	2	2	1	1		50001 ~70000 50001 ~65000 (WG)	

FR:France WG:Allemagne  
FR:France WG:West Germany  
FR:Frankreich WG:Westdeutschland

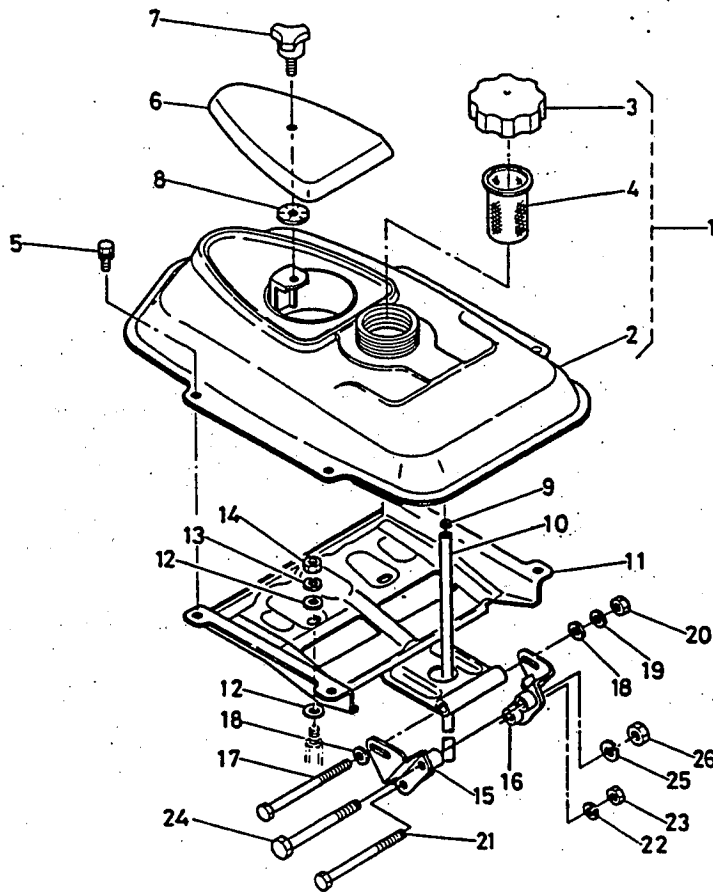
# FIG.15

RESERVOIR  
FUEL TANK  
KRAFTSTOFFTANK

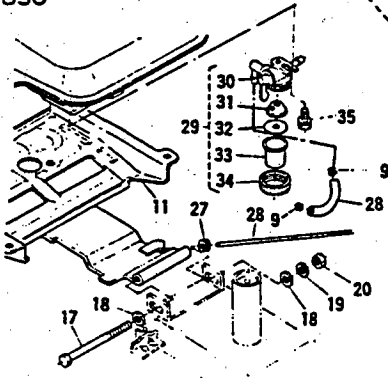
(VIEUX TYPE)  
(OLD TYPE)  
(ALTER TYP)

[~70000  
~65000 (WG)]

[T750]  
[T850]



T850





**FIG.15** RESERVOIR  
FUEL TANK  
KRAFTSTOFFTANK

(VIEUX TYPE)  
(OLD TYPE) [~70000] [T750]  
(ALTER TYP) [~65000 (WG)] [T850]

REF. No. TEIL Nr.	No. DE CODE CODE No. CODE NR.	DESCRIPTION BEZEICHNUNG	UNITÉ · UNIT · GERÄT				INTERCHANGEABILITY AUSTAUSCHBARKEIT NUMERO DE REVISION REVISION No. REVISION-Nr.	REMARKS REMARKS BEMERKUNGEN
			T750		T850			
			FR	WG	FR	WG		
20	02114-50080	Ecrou NUT Mutter	1	1	1	1	50001 ~70000 50001 ~65000 (WG)	
21	01150-50800	Boulon BOLT Schraube	1				~60003	
21	01150-50825	Boulon BOLT Schraube	1	1		62581-59	60004 ~70000 60001 ~65000 (WG)	C
22	04512-50080	Rondelle grower WASHER, SPRING Federring	1	1			50001 ~70000 50001 ~65000 (WG)	
23	02114-50080	Ecrou NUT Mutter	1	1			50001 ~70000 50001 ~65000 (WG)	
24	01173-51000	Boulon BOLT Schraube	1				~60003	
24	01173-51025	Boulon BOLT Schraube	1	1		62581-59	60004 ~70000 60001 ~65000 (WG)	C
25	04512-50100	Rondelle grower WASHER, SPRING Federring	1	1			50001 ~70000 50001 ~65000 (WG)	
26	02118-50100	Ecrou NUT Mutter	1	1			50001 ~70000 50001 ~65000 (WG)	
27	13661-5782-0	Coussin CUSHION Lagerring			1	1	50001 ~70000 50001 ~65000 (WG)	
28	13382-5781-0	Tringle étrangleur ROD, CHOKE Choke-Stange			1	1	50001 ~70000 50001 ~65000 (WG)	
29	13901-4301-0	Fillre et robinet essence complet ASSY FILTER, FUEL Kraftstofffilter, Komplett			1	1	50001 ~70000 50001 ~65000 (WG)	⑩~⑭
30	☆	Commander par REF. No. ⑳ ORDER BY REF, No. ⑳ Bestellung mit TEIL NR. ⑳			1	1	50001 ~70000 50001 ~65000 (WG)	
31	13901-4313-0	Cuve POT, FILTER Sammelbecher			1	1	50001 ~70000 50001 ~65000 (WG)	
32	13901-4314-0	Emballage PACKING Dichtung			1	1	50001 ~70000 50001 ~65000 (WG)	
33	13641-4315-0	Collerette de cuve RING, RETAINER Haltering			1	1	50001 ~70000 50001 ~65000 (WG)	

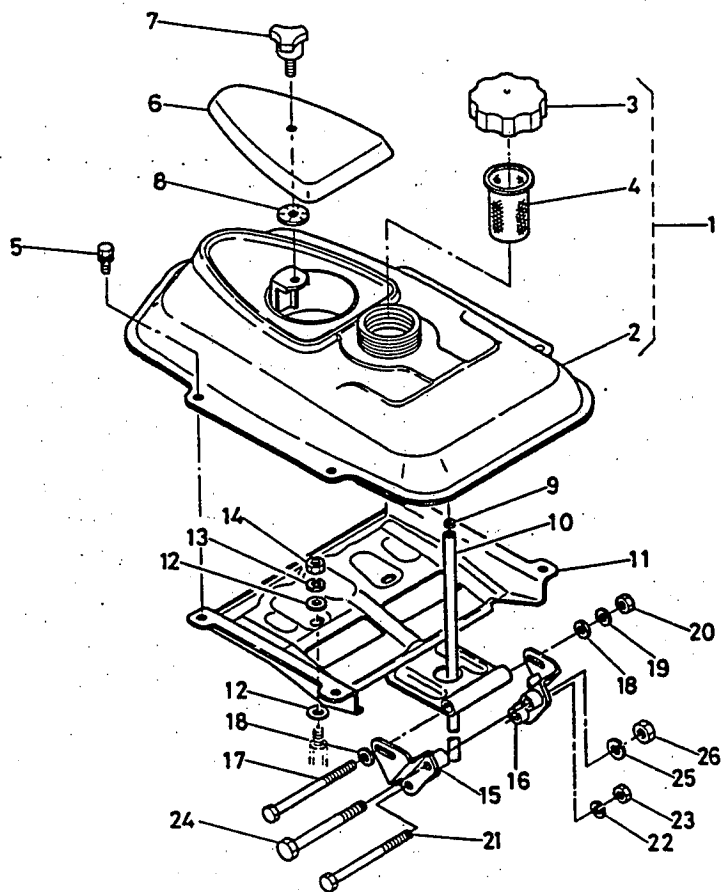
# FIG.15

RESERVOIR  
FUEL TANK  
KRAFTSTOFFTANK

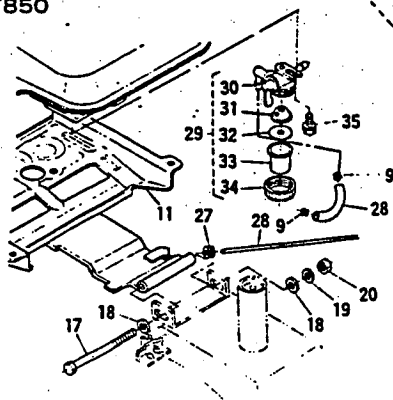
(VIEUX TYPE)  
(OLD TYPE)  
(ALTER TYP)

{ ~70000  
~65000 (WG) }

{ T750  
T850 }



T850





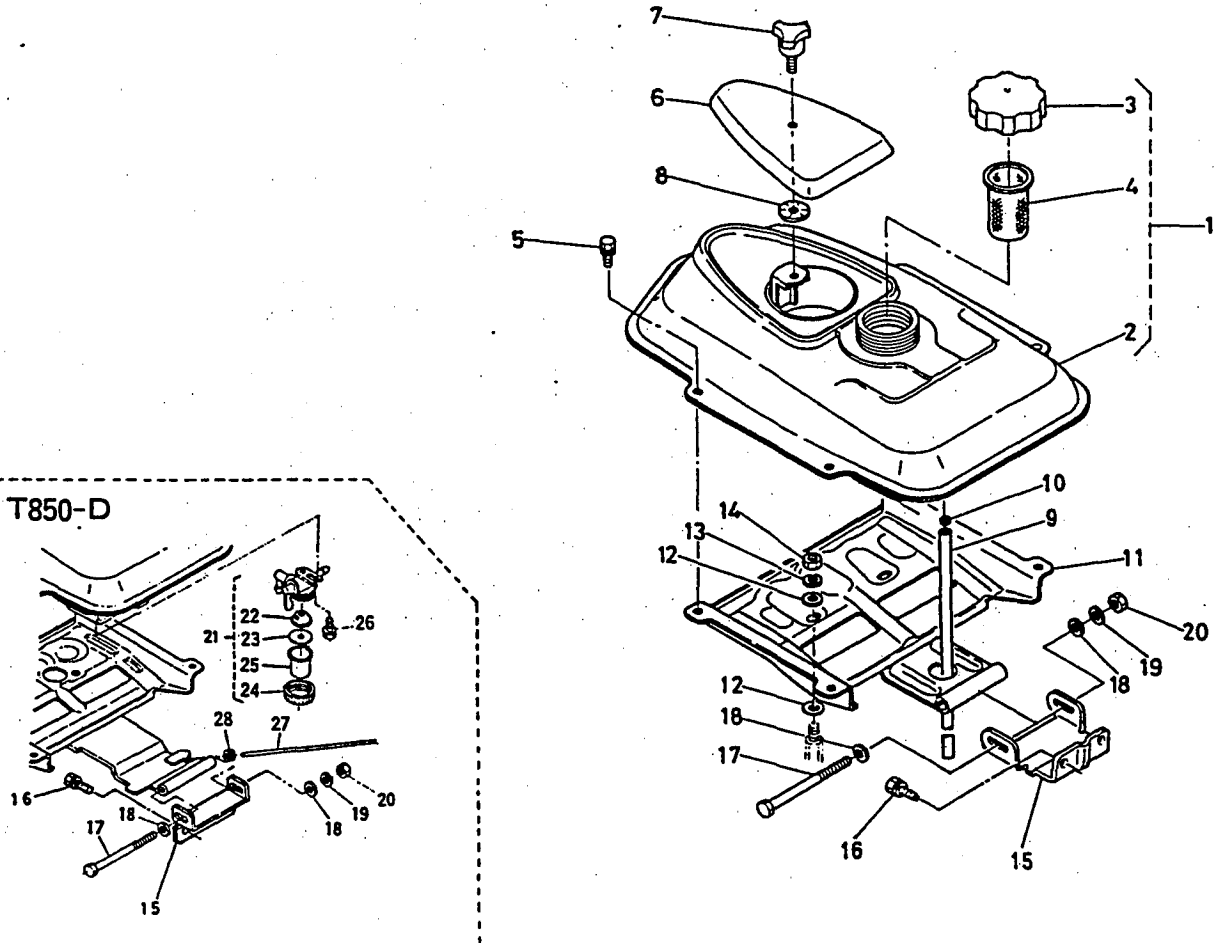
# FIG.15

RESERVOIR  
FUEL TANK  
KRAFTSTOFFTANK

(NEUF TYPE)  
(NEW TYPE)  
(NEUER TYP)

[70001~  
65001 (WG)~]

(T750-D)  
(T850-D)



**FIG.15** RESERVOIR  
FUEL TANK  
KRAFTSTOFFTANK

(NEUF TYPE)  
(NEW TYPE) [70001~  
(NEUER TYP) 65001(WG)~] [T750-D]  
[T850-D]

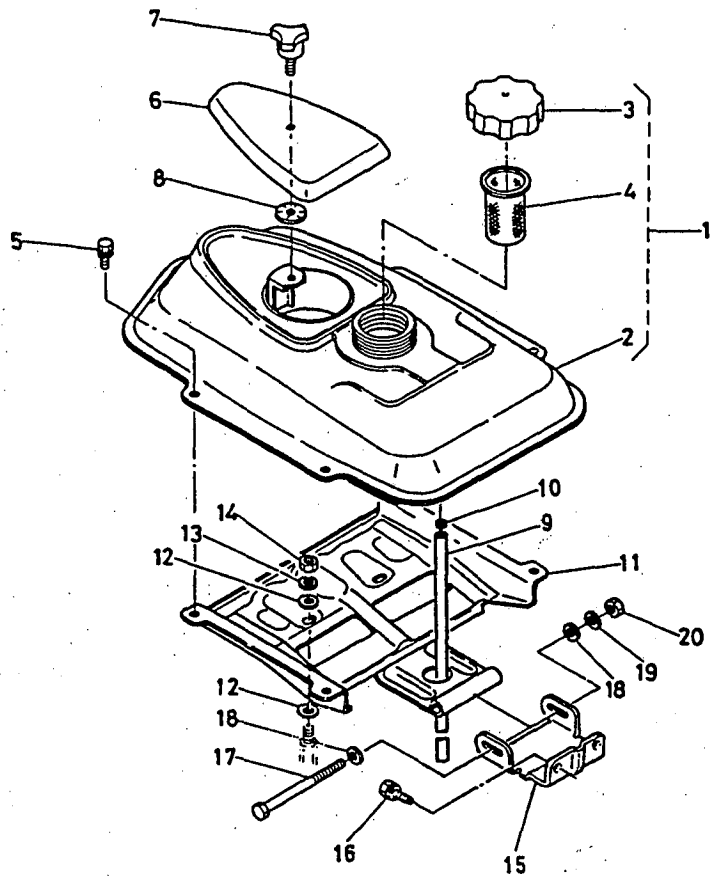
REF. No. TEIL Nr.	No. DE CODE CODE No. CODE NR.	DESCRIPTION BEZEICHNUNG	UNITÉ.UNIT.GERÄT						INTERCHANGEABILITY AUSTAUSCHBARKEIT		REMARKS REMARKS BEMERKUNGEN
			T750-D			T850-D			NUMERO DE REVISION REVISION No. REVISION-Nr.	NUMERO DE SERIE SERIAL No. SERIAL-Nr.	
			FR	WG	HO	FR	WG				
1	62571-5470-0	Reservoir complet							70001~ 65001 (WG)~	②~④	
		ASSY TANK, FUEL	1	1	1						
		Tank, Komplet									
1	62331-5470-0	Reservoir complet							70001~ 65001 (WG)~	②~④	
		ASSY TANK, FUEL				1	1				
		Tank, Komplet									
2	62571-5471-0	Reservoir							70001~ 65001 (WG)~		
		COMP TANK, FUEL	1	1	1						
		Kraftstofftank									
2	62331-5471-0	Reservoir							70001~ 65001 (WG)~		
		COMP TANK, FUEL				1	1				
		Kraftstofftank									
3	13582-4103-0	Capeau complet							70001~ 65001 (WG)~		
		ASSY CAP, FUEL TANK	1	1	1	1	1				
		Tankdeckel									
4	13621-4135-0	Filtere							70001~ 65001 (WG)~		
		FILTER, FUEL	1	1	1	1	1				
		Kraftstofffilter									
5	01123-50814	Vis							70001~ 65001 (WG)~		
		BOLT	4	4	4	4	4				
		Schraube									
6	62571-5472-0	Enjoliveur							70001~ 65001 (WG)~		
		COVER, TANK	1	1	1	1	1				
		Abdeckung									
7	63763-5257-0	Poignée							70001~ 65001 (WG)~		
		GRIP, TOOL CASE	1	1	1	1	1				
		Griffschraube									
8	62151-5454-0	Rondelle							70001~ 65001 (WG)~		
		WASHER	1	1	1	1	1				
		Beilagscheibe									
9	62571-5473-0	Tuyau							70001~ 65001 (WG)~		
		PIPE, FUEL	1	1	1						
		Kraftstoffschlauch									
9	13585-4212-0	Tuyau							70001~ 65001 (WG)~		
		PIPE, FUEL				1	1				
		Kraftstoffschlauch									
10	13268-4236-0	Collier							70001~ 65001 (WG)~		
		CLIP, FUEL PIPE	2	2	2	2	2				
		Schlauchklemme									
11	62571-5491-0	Support							70001~ 65001 (WG)~		
		STAY, TANK	1	1	1						
		Tragplatte									
11	62331-5474-0	Support							70001~ 65001 (WG)~		
		STAY, TANK				1	1				
		Tragplatte									

**FIG.15** RESERVOIR  
FUEL TANK  
KRAFTSTOFFTANK

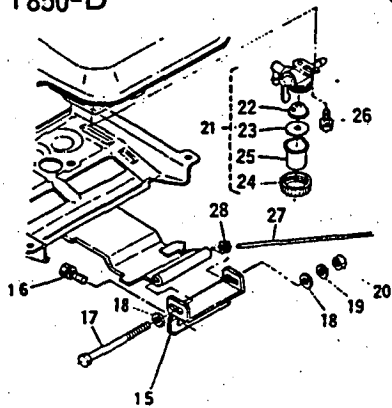
(NEUF TYPE)  
(NEW TYPE)  
(NEUER TYP)

[70001~  
65001 (WG)~]

[T750-D]  
[T850-D]



T850-D



**FIG.15** RESERVOIR  
FUEL TANK  
KRAFTSTOFFTANK

(NEUF TYPE)  
(NEW TYPE) [70001~  
(NEUER TYP) 65001 (WG)~] [T750-D]  
[T850-D]

REF. No. TEIL Nr.	No. DE CODE CODE No. CODE NR.	DESCRIPTION BEZEICHNUNG	UNITÉ.UNIT.GERÄT						INTERCHANGEABILITE INTERCHANGEABILITY AUSTAUSCHBARKEIT		REMARQUES REMARKS BEMERKUNGEN
			T750-D			T850-D			NUMERO DE REVISION REVISION No. REVISION-Nr.	NUMERO DE SERIE SERIAL No. SERIAL-Nr.	
			FR	WG	HO	FR	WG				
12	04013-50080	Rondelle WASHER, PLAIN Beilagscheibe	4	4	4				70001~ 65001 (WG)~		
12	04013-50100	Rondelle WASHER, PLAIN Beilagscheibe					2	2		70001~ 65001 (WG)~	
13	04512-50080	Rondelle ressort WASHER, SPRING Federring	2	2	2					70001~ 65001 (WG)~	
13	04512-50100	Rondelle ressort WASHER, SPRING Federring					2	2		70001~ 65001 (WG)~	
14	02114-50080	Ecrou NUT Mutter	2	2	2					70001~ 65001 (WG)~	
14	02114-50100	Ecrou NUT Mutter					2	2		70001~ 65001 (WG)~	
15	62671-5492-0	Support HOLDER Halterung	1	1	1					70001~ 65001 (WG)~	
15	62691-5492-0	Support HOLDER Halterung					1	1		70001~ 65001 (WG)~	
16	01123-50816	Boulon BOLT Schraube	2	2	2	2	2			70001~ 65001 (WG)~	
17	01150-50800	Boulon BOLT Schraube	1	1	1	1	1			70001~ 65001 (WG)~	
18	04013-50800	Rondelle WASHER, PLAIN Beilagscheibe	2	2	2	2	2			70001~ 65001 (WG)~	
19	04512-50800	Rondelle ressort WASHER, SPRING Federring	1	1	1	1	1			70001~ 65001 (WG)~	
20	02114-50800	Ecrou NUT Mutter	1	1	1	1	1			70001~ 65001 (WG)~	
21	13901-4301-0	Filtre et robinet essence complet ASSY FILTER, FUEL Kraftstofffilter, komplet					1	1		70001~ 65001 (WG)~	22~25
22	13901-4313-0	Cuve POT, FILTER Sammelbecher					1	1		70001~ 65001 (WG)~	
23	13901-4314-0	Emballage PACKING Dichtung					1	1		70001~ 65001 (WG)~	

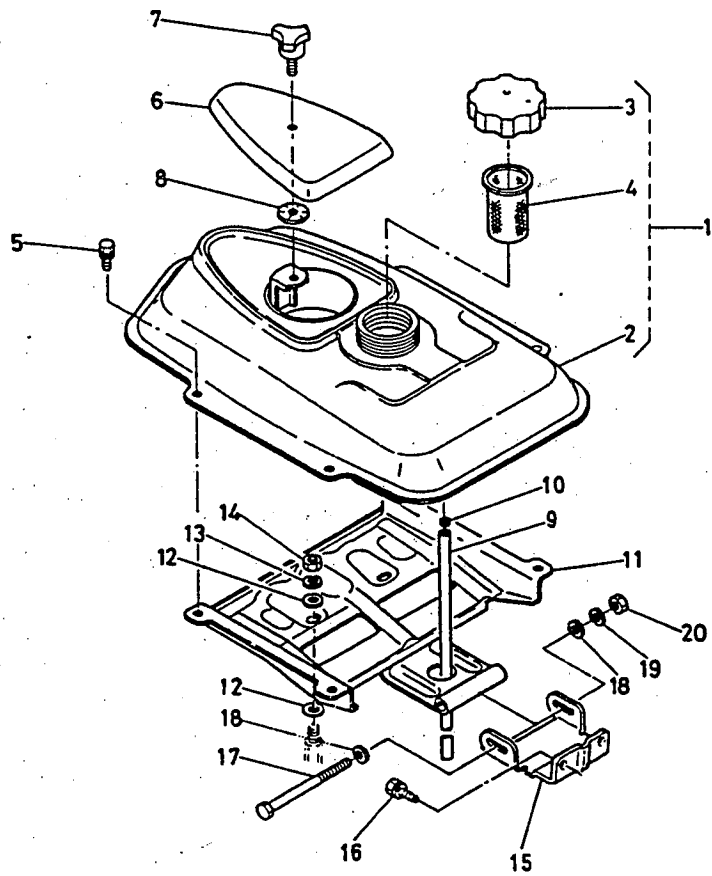
# FIG.15

RESERVOIR  
FUEL TANK  
KRAFTSTOFFTANK

(NEUF TYPE)  
(NEW TYPE)  
(NEUER TYP)

[70001~  
65001 (WG)~]

[T750-D]  
[T850-D]



T850-D

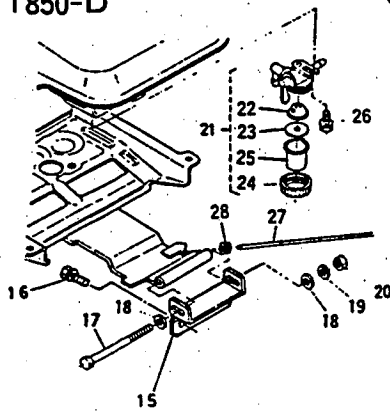


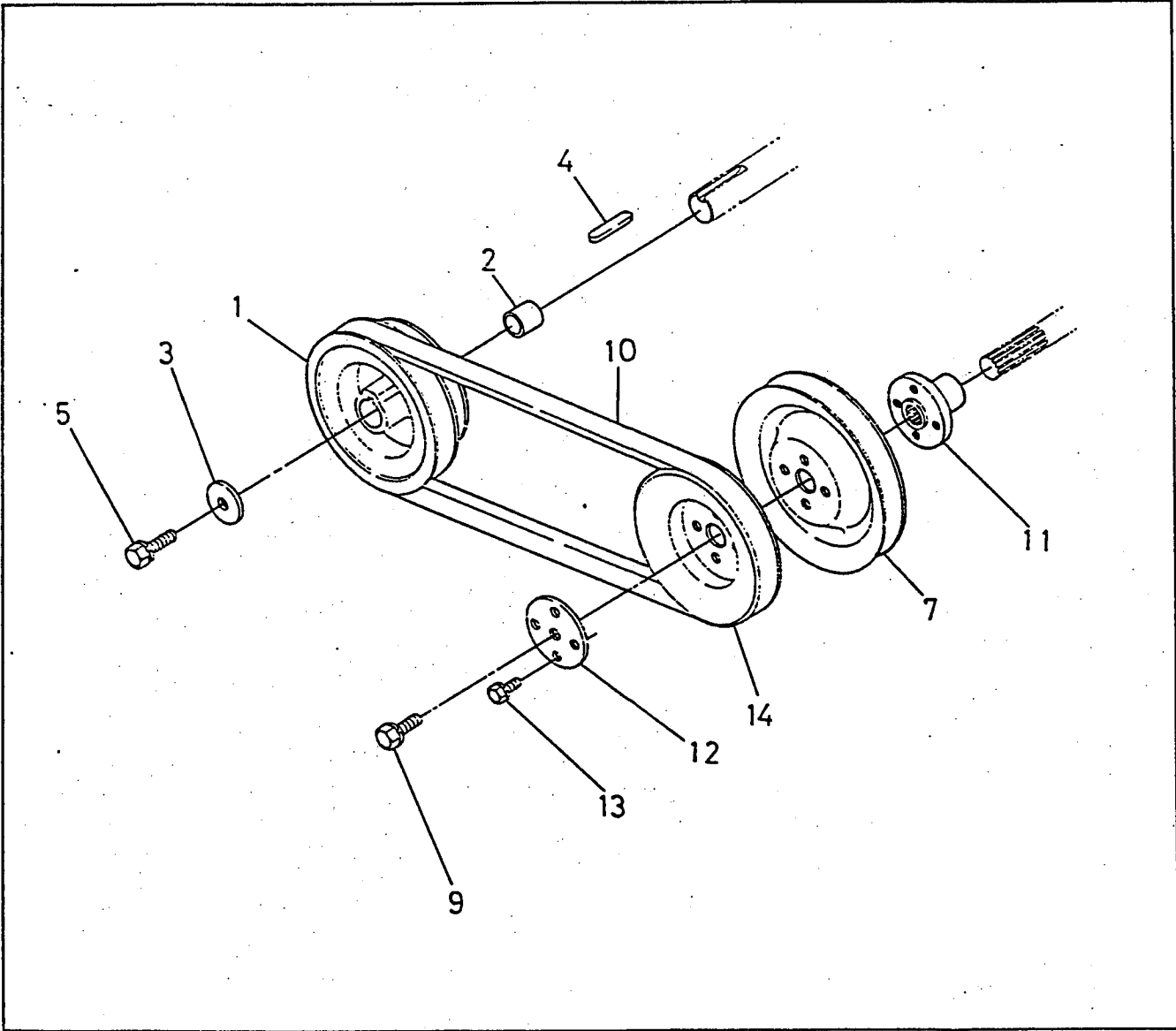




FIG.16

COURROIES ET POULIE  
PULLEY, BELT  
KEILRIEMENGETRIEBE

[T450(-D)]  
[T550(-D)]  
[T650(-D)]



- REF. No. TEIL. Nr.  
⑥04512-50080  
⑦61321-6210-0  
⑧04015-50080  
⑨01123-50618

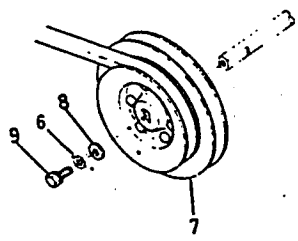
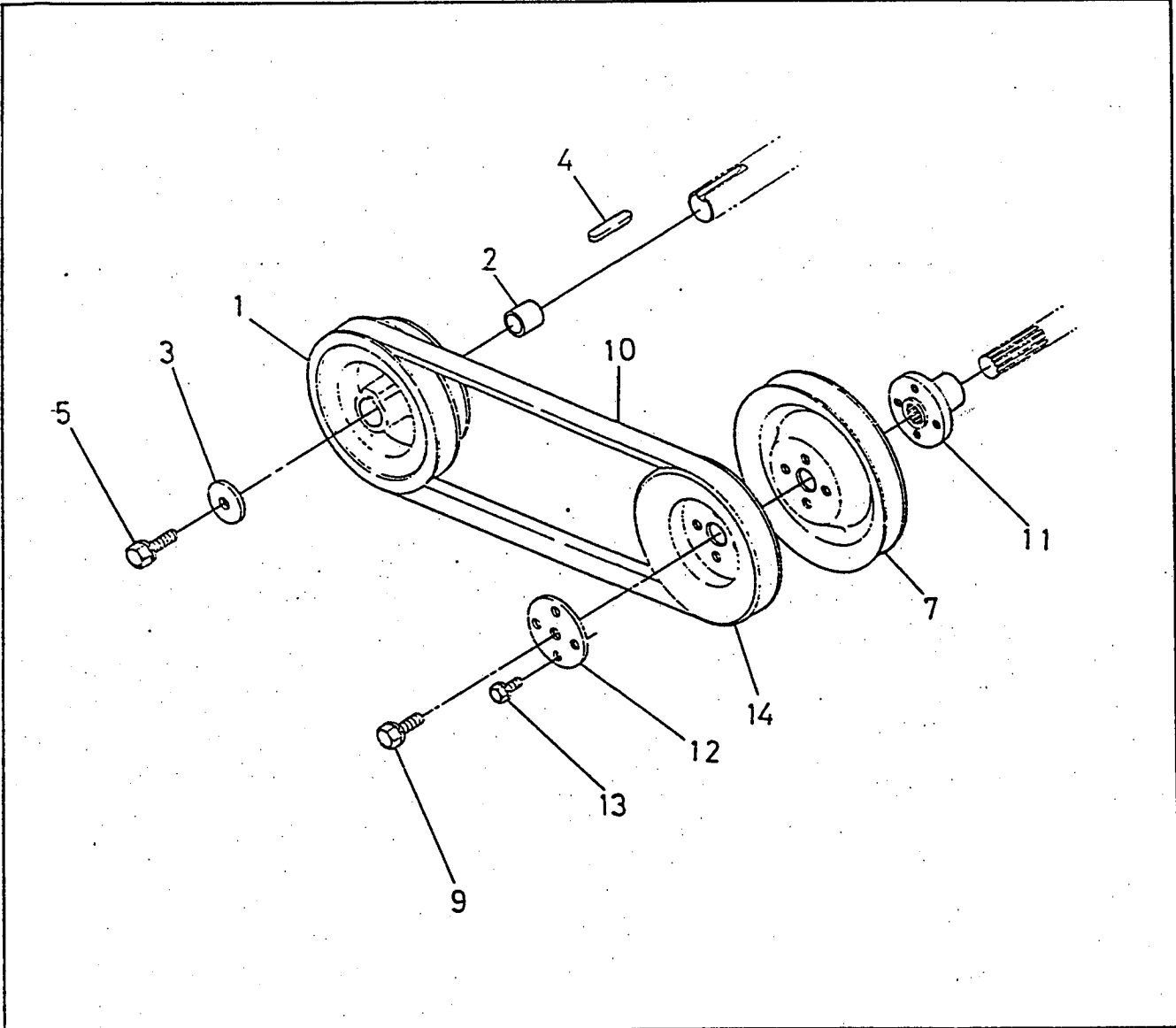




FIG.16

COURROIES ET POULIE  
PULLEY, BELT  
KEILRIEMENGETRIEBE

[T450(-D)]  
[T550(-D)]  
[T650(-D)]



REF. No. TEIL Nr.  
6 04512-50080  
7 61321-6210-0  
8 04015-50080  
9 01123-50618

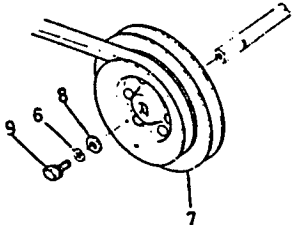
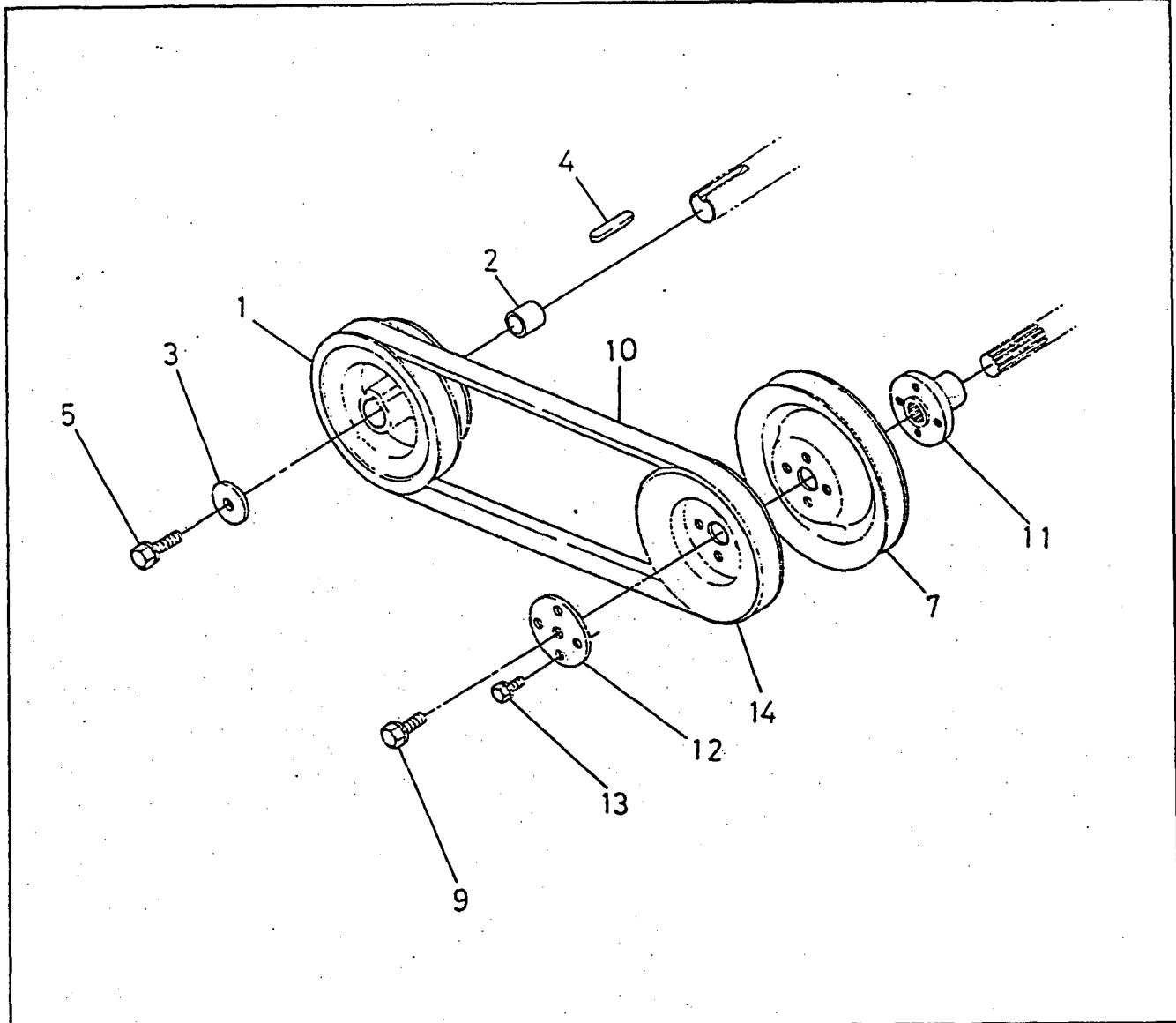




FIG.16

COURROIES ET POULIE  
PULLEY, BELT  
KEILRIEMENGETRIEBE

[T450(-D)]  
[T550(-D)]  
[T650(-D)]



REF. No. TEIL Nr.  
8 04512-50080  
7 61321-6210-0  
8 04015-50080  
9 01123-50818

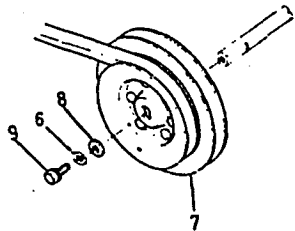




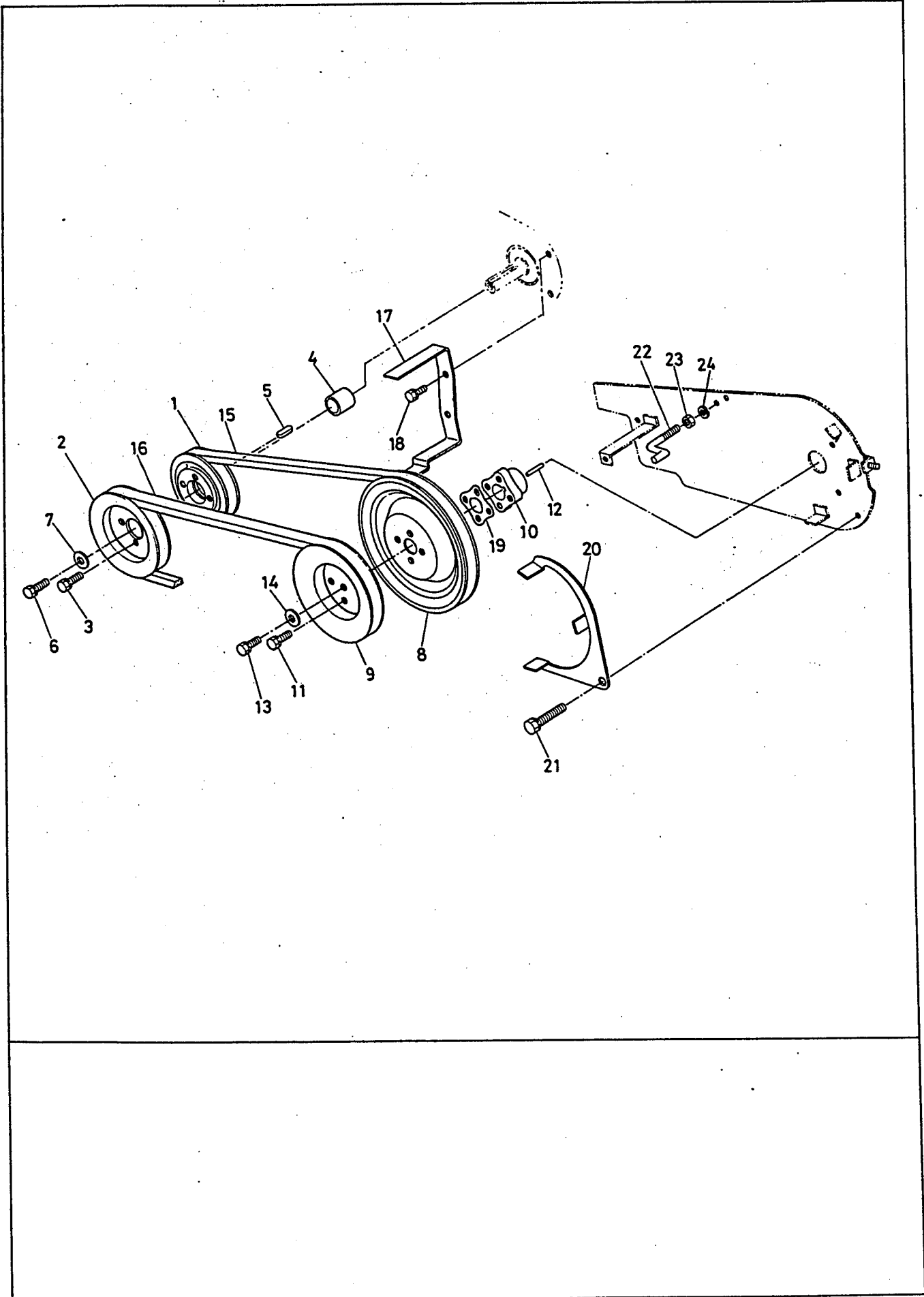
FIG.16

COURROIES ET POULIE  
PULLEY, BELT  
KEILRIEMENGETRIEBE

(VIEUX TYPE)  
(OLD TYPE)  
(ALTER TYP)

{ ~70000  
~65000 (WG) }

{ T750  
T850 }





**FIG.16** COURROIES ET POULIE  
PULLEY, BELT  
KEILRIEMENGETRIEBE

(VIEUX TYPE)  
(OLD TYPE) [~70000] [T750]  
(ALTER TYP) [~65000 (WG)] [T850]

REF. No. TEIL Nr.	No. DE CODE CODE No. CODE NR.	DESCRIPTION BEZEICHNUNG	UNITÉ. UNIT. GERÄT						INTERCHANGEABILITE INTERCHANGEABILITY AUSTAUSCHBARKEIT NUMERO DE REVISION REVISION No. REVISION-Nr.	REMARKS REMARKS BEMERKUNGEN
			T750			T850				
			FR	WG	HO	FR	WG			
1	62571-6211-0	Poulie( φ 90)	1	1					50001 ~70000 50001 ~65000 (WG)	
		PULLEY( φ 90)								
		Riemenscheibe( φ 90)								
1	62331-6211-0	Poulie( φ 100)					1	1	50001 ~70000 50001 ~65000 (WG)	
		PULLEY( φ 100)								
		Riemenscheibe( φ 100)								
2	62571-6212-0	Poulie( φ 110)	1	1					50001 ~70000 50001 ~65000 (WG)	
		PULLEY( φ 110)								
		Riemenscheibe( φ 110)								
2	62331-6212-0	Poulie( φ 123)					1		~51073	
		PULLEY( φ 123)								
		Riemenscheibe( φ 123)								
2	62331-6212-2	Poulie( φ 123)					1	1	62331-66 60001 ~70000 60001 ~65000 (WG)	C
		PULLEY( φ 123)								
		Riemenscheibe( φ 123)								
3	01123-50818	Vis	4	4			4	4	50001 ~70000 50001 ~65000 (WG)	
		BOLT								
		Schraube								
4	62571-6213-0	Entretoise	1	1					50001 ~70000 50001 ~65000 (WG)	
		COLLAR, ENGIN PULLEY								
		Hülse								
5	05712-00525	Clavette	1	1					50001 ~70000 50001 ~65000 (WG)	
		KEY, FEATHER								
		Feder								
5	05712-00730	Clavette					1	1	50001 ~70000 50001 ~65000 (WG)	
		KEY, FEATHER								
		Feder								
6	01123-50818	Vis	1	1			1	1	50001 ~70000 50001 ~65000 (WG)	
		BOLT								
		Schraube								
7	04015-50080	Rondelle	1	1			1	1	50001 ~70000 50001 ~65000 (WG)	
		WASHER, PLAIN								
		Beilagscheibe								
8	62581-6211-0	Poulie( φ 200)	1	1					50001 ~70000 50001 ~65000 (WG)	
		PULLEY( φ 200)								
		Riemenscheibe( φ 200)								
8	62331-6213-0	Poulie( φ 200)					1	1	50001 ~70000 50001 ~65000 (WG)	
		PULLEY( φ 200)								
		Riemenscheibe( φ 200)								
9	62082-6118-0	Poulie( φ 130)	1	1			1	1	50001 ~70000 50001 ~65000 (WG)	
		PULLEY( φ 130)								
		Riemenscheibe( φ 130)								
10	62571-6215-0	Bossages, poulie	1	1					50001 ~70000 50001 ~65000 (WG)	
		BOSS, PULLEY								
		Nabe								
10	62331-6215-0	Bossages, poulie					1	1	50001 ~70000 50001 ~65000 (WG)	
		BOSS, PULLEY								
		Nabe								

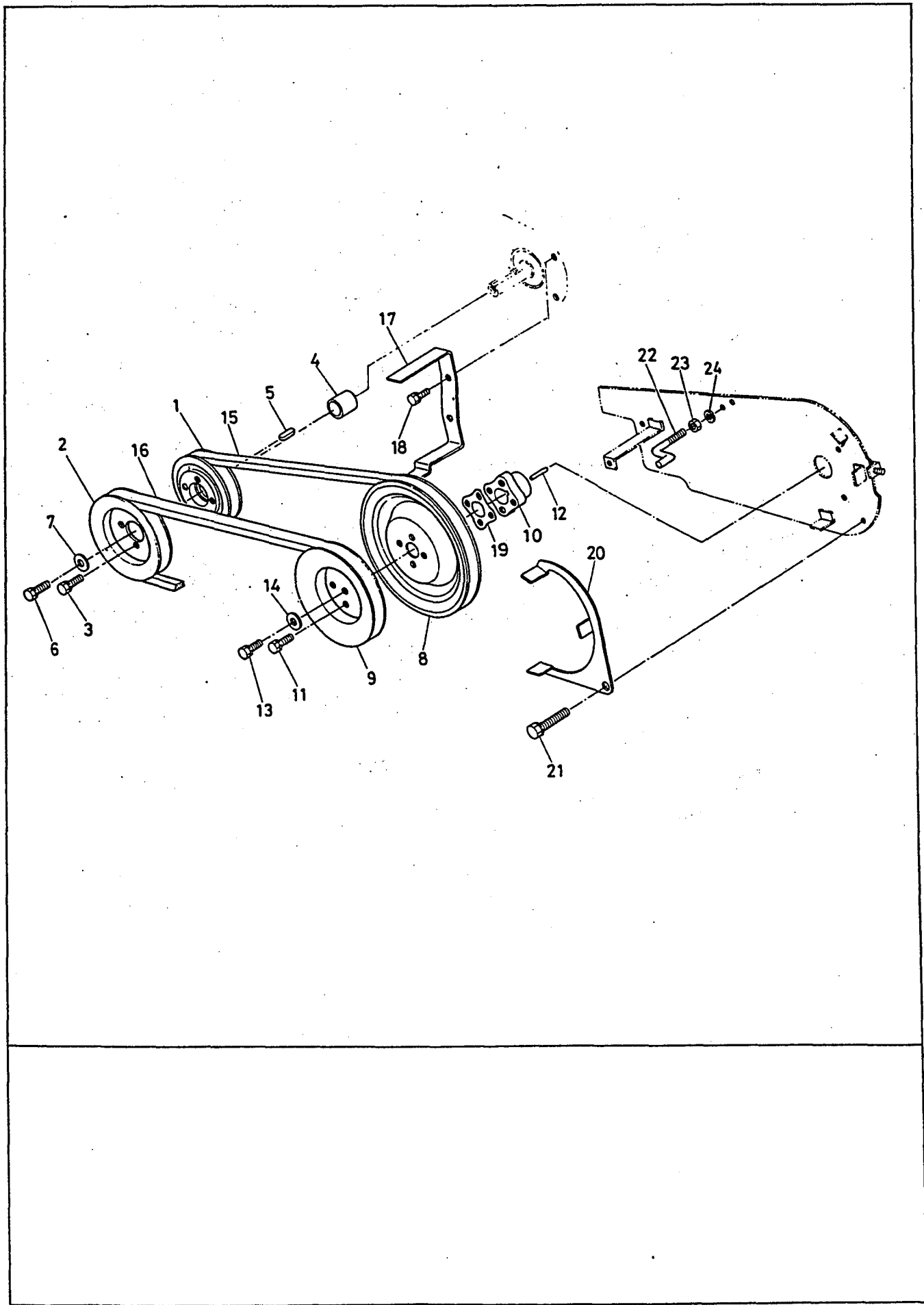
FR:France WG:Allemagne HO:Hong Kong  
FR:France WG:West Germany HO:Hong Kong  
FR:Frankreich WG:Westdeutschland HO:Hong Kong

**FIG.16** COURROIES ET POULIE  
PULLEY, BELT  
KEILRIEMENGETRIEBE

(VIEUX TYPE)  
(OLD TYPE)  
(ALTER TYP)

{ ~70000  
~65000 (WG) }

{ T750  
T850 }



**FIG.16**

**COURROIES ET POULIE  
PULLEY, BELT  
KEILRIEMENGETRIEBE**

(VIEUX TYPE)  
(OLD TYPE)  
(ALTER TYP)

{ ~70000  
~65000 (WG) }

{ T750  
T850 }

REF. No. TEL. Nr.	No. DE CODE CODE No. CODE NR.	DESCRIPTION BEZEICHNUNG	UNITÉ.UNIT.GERÄT						INTERCHANGEABILITE INTERCHANGEABILITY AUSTAUSCHBARKEIT		REMARQUES REMARKS BEMERKUNGEN
			T750			T850			NUMERO DE REVISION REVISION No. REVISION-Nr.	NUMERO DE SERIE SERIAL No. SERIAL-Nr.	
			FR	WG	HO	FR	WG				
11	01123-50818	Vis BOLT Schraube	4	4		4	4		50001 ~70000 50001 ~65000 (WG)		
12	05711-00530	Clavette KEY, FEATHER Feder	1	1		1	1		50001 ~70000 50001 ~65000 (WG)		
13	01123-50818	Vis BOLT Schraube	1	1		1	1		50001 ~70000 50001 ~65000 (WG)		
14	04015-50080	Rondelle WASHER, PLAIN Beilagscheibe	1	1		1	1		50001 ~70000 50001 ~65000 (WG)		
15	62581-6221-0	Courroie B46 BELT-V, SPECIAL B46 Spezial-Keilriemen B46	1	1					50001 ~70000 50001 ~65000 (WG)		
15	62331-6225-0	Courroie SC-45 BELT-V, SC-45 Spezial-Keilriemen SC-45				1	1		50001 ~70000 50001 ~65000 (WG)		
16	62571-6222-0	Courroie B43 BELT-V, SPECIAL B43 Spezial-Keilriemen B43	1						~50242	C	
16	62581-6222-0	Courroie B42 BELT-V, SPECIAL B42 Spezial-Keilriemen B42	1	1					50001 ~70000 50001 ~65000 (WG)	C	
16	62331-6226-0	Courroie B42 BELT-V, SPECIAL B42 Spezial-Keilriemen B42				1	1		50001 ~70000 50001 ~65000 (WG)		
17	62571-6231-0	Support RETAINER, BELT Riemenhalter	1	1					50001 ~70000 50001 ~65000 (WG)		
17	62331-6223-0	Support RETAINER, BELT Riemenhalter				1	1		50001 ~70000 50001 ~65000 (WG)		
18	01123-50816	Vis BOLT Schraube	2	2		2	2		50001 ~70000 50001 ~65000 (WG)		
19	62331-6216-0	Rondelle WASHER, PULLEY Beilagscheibe				1	1		50001 ~70000 50001 ~65000 (WG)		
20	62571-6232-0	Support RETAINER, BELT 130 Riemenhalter, unterer Riemen	1	1					50001 ~70000 50001 ~65000 (WG)		
20	62331-6232-0	Support RETAINER, BELT 130 Riemenhalter, unterer Riemen				1	1		50001 ~70000 50001 ~65000 (WG)		
21	01133-51048	Vis BOLT Schraube	1						~51342		

FIG.16

COURROIES ET POULIE  
PULLEY, BELT  
KEILRIEMENGETRIEBE

(VIEUX TYPE)  
(OLD TYPE)  
(ALTER TYP)

[~70000  
~65000 (WG)]

[T750  
T850]

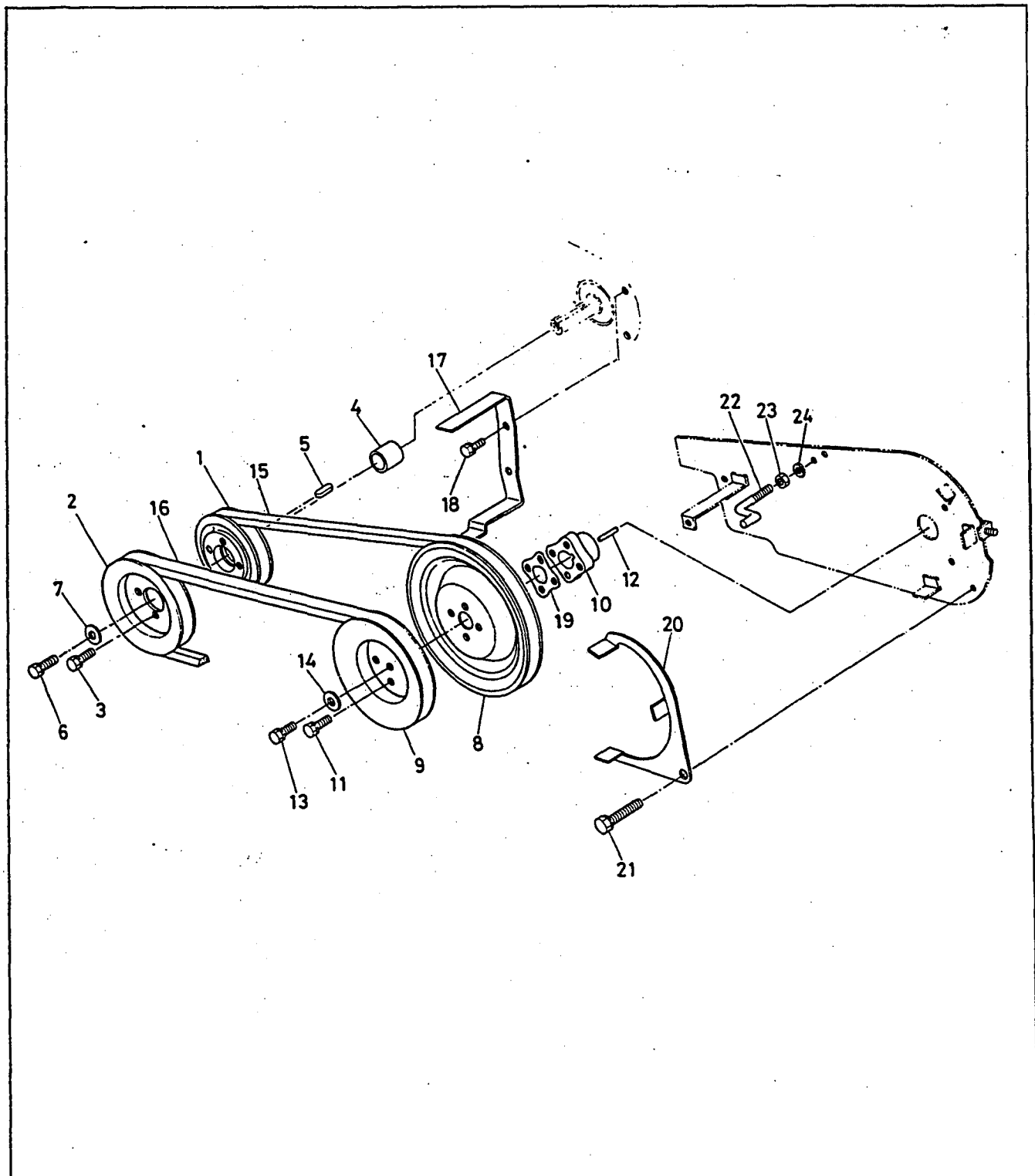





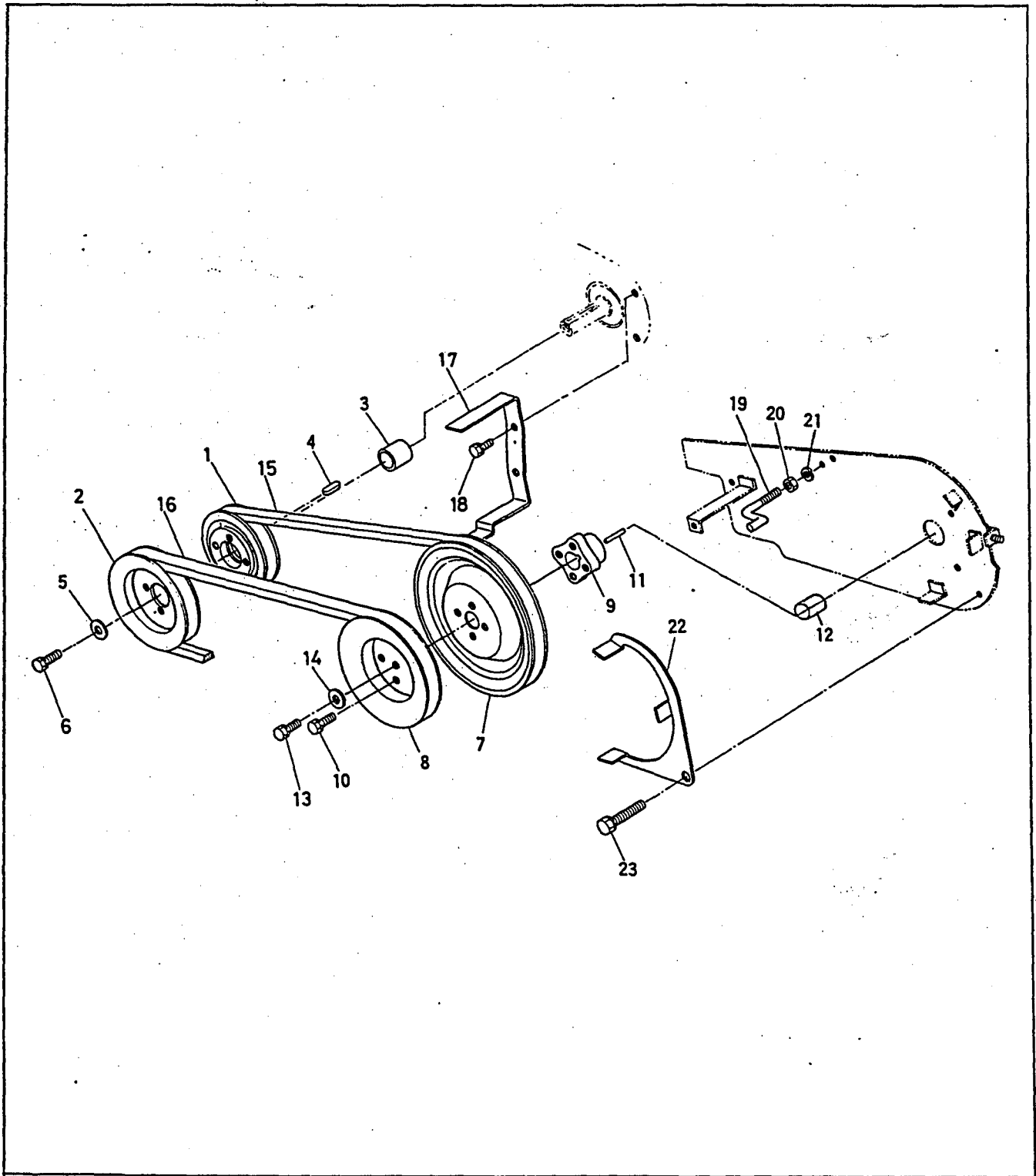
FIG.16

COURROIES ET POULIE  
PULLEY, BELT  
KEILRIEMENGETRIEBE

(NEUF TYPE)  
(NEW TYPE)  
(NEUER TYP)

[70001~  
65001 (WG)~]

[T750-D]  
[T850-D]



**FIG.16** COURROIES ET POULIE  
PULLEY, BELT  
KEILRIEMENGETRIEBE

(NEUF TYPE)  
(NEW TYPE) [70001~  
(NEUER TYP) 65001 (WG)~] [T750-D]  
[T850-D]

REF. No. TEIL Nr.	No. DE CODE CODE No. CODE NR.	DESCRIPTION BEZEICHNUNG	UNITÉ.UNIT.GERÄT						INTERCHANGEABILITE INTERCHANGEABILITY AUSTAUSCHBARKEIT		REMARQUES REMARKS BEMERKUNGEN
			T750-D			T850-D			NUMERO DE REVISION REVISION No. REVISION-Nr.	NUMERO DE SERIE SERIAL No. SERIAL-Nr.	
			FR	WG	HO	FR	WG				
1	62681-6211-0	Poulie( φ 88) PULLEY( φ 88) Riemenscheibe( φ 88)	1	1	1				70001~ 65001 (WG)~		
1	62691-6211-0	Poulie( φ 88) PULLEY( φ 88) Riemenscheibe( φ 88)					1	1	70001~ 65001 (WG)~		
2	62681-6212-0	Poulie( φ 102) PULLEY( φ 102) Riemenscheibe( φ 102)	1	1	1				70001~ 65001 (WG)~		
2	62671-8411-0	Poulie( φ 102) PULLEY( φ 102) Riemenscheibe( φ 102)					1	1	70001~ 65001 (WG)~		
3	62671-6213-0	Entretoise COLLAR Hülse	1	1	1				70001~ 65001 (WG)~		
3	62691-6212-0	Entretoise COLLAR Hülse					1	1	70001~ 65001 (WG)~		
4	05712-00730	Clavette KEY, FEATHER Feder	1	1	1				70001~ 65001 (WG)~		
4	05712-00535	Clavette KEY, FEATHER Feder	1	1	1	1	1		70001~ 65001 (WG)~		
5	62271-6222-0	Rondelle WASHER, PULLEY Beilagscheibe	1	1	1	1	1		70001~ 65001 (WG)~		
6	01123-50860	Vis BOLT Schraube	1	1	1	1	1		70001~ 65001 (WG)~		
7	62581-6211-0	Poulie( φ 200) PULLEY( φ 200) Riemenscheibe( φ 200)	1	1	1				70001~ 65001 (WG)~		
7	62691-6213-0	Poulie( φ 200) PULLEY( φ 200) Riemenscheibe( φ 200)					1	1	70001~ 65001 (WG)~		
8	62681-6214-0	Poulie( φ 135) PULLEY( φ 135) Riemenscheibe( φ 135)	1	1	1	1	1		70001~ 65001 (WG)~		
9	62523-6215-0	Bossages, poulie BOSS, PULLEY Nabe	1	1	1	1	1		70001~ 65001 (WG)~		
10	01123-50818	Vis BOLT Schraube	4	4	4	4	4		70001~ 65001 (WG)~		
11	05711-00535	Clavette KEY, FEATHER Feder	1	1	1	1	1		70001~ 65001 (WG)~		

FR:France    WG:Allemagne    HO:Hong Kong  
FR:France    WG:West Germany    HO:Hong Kong  
FR:Frankreich    WG:Westdeutschland    HO:Hong Kong





**FIG.16** COURROIES ET POULIE  
PULLEY, BELT  
KEILRIEMENGETRIEBE

(NEUF TYPE)  
(NEW TYPE)  
(NEUER TYP) [70001~  
65001 (WG)~] [T750-D]  
[T850-D]

REF. No. TEL Nr.	No. DE CODE CODE No. CODE NR.	DESCRIPTION BEZEICHNUNG	UNITÉ. UNIT. GERÄT						INTERCHANGEABILITE INTERCHANGEABILITY AUSTAUSCHBARKEIT		REMARQUES REMARKS BEMERKUNGEN
			T750-D			T850-D			NUMERO DE REVISION REVISION No. REVISION-Nr.	NUMERO DE SERIE SERIAL No. SERIAL-Nr.	
			FR	WG	HO	FR	WG				
12	62671-6214-0	Entretoise								70001~ 65001 (WG)~	
		COLLAR, PULLEY	1	1	1	1	1				
		Hülse									
13	01123-50820	Vis								70001~ 65001 (WG)~	
		BOLT	1	1	1	1	1				
		Boulon									
14	04015-50080	Rondelle								70001~ 65001 (WG)~	
		WASHER, PLAIN	1	1	1	1	1				
		Beilagscheibe									
15	62691-6221-0	Courroie SC-45								70001~ 65001 (WG)~	
		BELT-V, SC-45				1	1				
		Spezial-Keilriemen SC-45									
15	62671-6221-0	Courroie B46								70001~ 65001 (WG)~	
		BELT-V, SPECIAL B46	1	1	1						
		Spezial-Keilriemen B46									
16	62681-6222-0	Courroie B43								70001~ 65001 (WG)~	
		BELT-V, SPECIAL B43	1	1	1	1	1				
		Spezial-Keilriemen B43									
17	62691-6231-0	Support								70001~ 65001 (WG)~	
		RETAINER, BELT				1	1				
		Riemenhalter									
17	62681-6231-0	Support								70001~ 65001 (WG)~	
		RETAINER, BELT	1	1	1						
		Riemenhalter									
18	01123-50818	Boulon								70001~ 65001 (WG)~	
		BOLT	1	1	1	1	1				
		Schraube									
19	62671-8415-0	Support								70001~ 65001 (WG)~	
		ROD, RETAINER, BELT	1	1	1	1	1				
		Riemenhalter									
20	02112-50080	Ecrou								70001~ 65001 (WG)~	
		NUT	1	1	1	1	1				
		Mutter									
21	04512-50080	Rondelle grower								70001~ 65001 (WG)~	
		WASHER, SPRING	1	1	1	1	1				
		Federring									
22	62671-6233-0	Support								70001~ 65001 (WG)~	
		RETAINER, BELT	1	1	1	1	1				
		Riemenhalter									
23	01130-51055	Boulon								70001~ 65001 (WG)~	
		BOLT	1	1	1	1	1				
		Schraube									

FR:France WG:Allemagne HO:Hong Kong  
FR:France WG:West Germany HO:Hong Kong  
FR:Frankreich WG:Westdeutschland HO:Hong Kong

**FIG.17** ACCESSORIES ET PIECES DE SERVICE (1)  
ACCESSORIES AND SERVICE PARTS (1)  
ZUBEHÖR UND ERSATZTEILE (1)

[T450(-D)]  
[T550(-D)]  
[T650(-D)]

REF. No. TEIL Nr.	No. DE CODE CODE No. CODE NR.	DESCRIPTION BEZEICHNUNG	UNITÉ.UNIT.GERÄT												INTERCHANGEABILITE INTERCHANGEABILITY AUSTAUSCHBARKEIT		REMARQUES REMARKS BEMERKUNGEN									
			T450(-D)						T550(-D)			T650(-D)			NUMERO DE REVISION REVISION No. REVISION-Nr.	NUMERO DE SERIE SERIAL No. SERIAL-Nr.										
			FR	WG	UK	SW	SP	FI	HO	MA	FR	WG	SP	HO				FR	WG	HO	MA					
1	61351-6511-0	Outils complet ASSY TOOLS Montagewerkzeug	1	1	1	1	1							1	1	1	1	1							~70000 ~65000 (WG)	②~⑧
1	61471-6510-0	Outils complet ASSY TOOLS Montagewerkzeug	1	1	1	1	1		1	1				1	1	1	1	1	1						70001~ 65001 (WG)~	
2	61041-6211-0	Poche outils BAG, TOOLS Hand werkzeug	1	1	1	1	1		1	1				1	1	1	1	1	1							
3	07012-11012	Aécrou 10-12 SPANNER, 10-12 Schraubenschlüssel 10-12	1	1	1	1		1	1	1	1	1	1	1	1	1	1	1	1							
4	07012-11417	Aécrou 14-17 SPANNER, 14-17 Schraubenschlüssel 14-17	1	1	1	1		1	1	1	1	1	1	1	1	1	1	1	1							
5	07011-10013	Aécrou 13 SPANNER, 13 Schraubenschlüssel 13	1	1	1	1		1	1	1	1	1	1	1	1	1	1	1	1							
6	32360-1930-0	Entaineur(+.-) SCREW DRIVER(+.-) Schraubenzieher(+.-)	1	1	1	1		1	1	1	1	1	1	1	1	1	1	1	1							
7	61075-6311-0	Boîte pastille BOX, PLUG Steckschlüssel	1	1	1	1		1	1	1	1	1	1	1	1	1	1	1	1							
8	14107-9141-0	Entonnoir FUNNEL Fülltulle	1	1	1	1																			~51662 ~50050 (WG)	
8	14107-9141-0	Entonnoir FUNNEL Fülltulle												1	1	1									~60004 ~50010 (WG)	
8	14107-9141-0	Entonnoir FUNNEL Fülltulle																	1	1					~52542 ~50050 (WG)	
9	44512-9105-0	Entonnoir ASSY FUNNEL Montage fülltulle	1	1	1	1	1		1	1															61351-78 60001~	C
9	44512-9105-0	Entonnoir ASSY FUNNEL Montage fülltulle												1	1	1	1								61351-78 60005~ 60001 (WG)~	C
9	44512-9105-0	Entonnoir ASSY FUNNEL Montage fülltulle																	1	1	1	1			61351-78 60001~	C
10	01173-51016	Boulon BOLT Schraube	1	1	1	1	1		1	1	1	1	1	1	1	1	1	1	1							
11	04512-50100	Rondelle grower WASHER, SPRING Federring																							~70000 ~65000 (WG)	

**FIG.17** ACCESSORIES ET PIÈCES DE SERVICE(1)  
 ACCESSORIES AND SERVICE PARTS(1)  
 ZUBEHÖR UND ERSATZTEILE(1)

[T450(-D)]  
 [T550(-D)]  
 [T650(-D)]

REF. No. TEIL Nr.	No. DE CODE CODE No. CODE NR.	DESCRIPTION BEZEICHNUNG	UNITÉ · UNIT · GERÄT									INTERCHANGEABILITY AUSTAUSCHBARKEIT		REMARQUES REMARKS BEMERKUNGEN		
			T450(-D)					T550(-D)			T650(-D)	NUMERO DE REVISION REVISION No. REVISION-Nr.	NUMERO DE SERIE SERIAL No. SERIAL-Nr.			
			FR	WG	UK	SW	SP	FR	WG	SP	FR				WG	
12	61351-5211-0	Attelage HITCH, UNIVERSAL Kupplungsbeschlag	1	1	1	1									~51622 ~50050 (WG)	
12	61351-5211-0	Attelage HITCH, UNIVERSAL Kupplungsbeschlag							1	1		1	1		~52542 ~50110 (WG)	
12	61351-5211-2	Attelage HITCH, UNIVERSAL Kupplungsbeschlag	1	1	1	1							61351-71	50001 ~51622 50001 ~50050 (WG)	C	
12	61351-5211-2	Attelage HITCH, UNIVERSAL Kupplungsbeschlag							1	1			61351-71	50001 ~52542 50001 ~50110 (WG)	C	
12	61351-5211-2	Attelage HITCH, UNIVERSAL Kupplungsbeschlag									1	1	61351-71	50001 ~52542 50001 ~50050 (WG)	C	
12	61351-5211-3	Attelage HITCH, UNIVERSAL Kupplungsbeschlag	1	1	1	1							61351-72	50001 ~51622 ~50050 (WG)	C	
12	61351-5211-3	Attelage HITCH, UNIVERSAL Kupplungsbeschlag							1	1			61351-72	50001 ~60004 ~50110 (WG)	C	
12	61351-5211-3	Attelage HITCH, UNIVERSAL Kupplungsbeschlag									1	1	61351-72	50001 ~52542 ~50050 (WG)	C	
12	61351-5211-4	Attelage HITCH, UNIVERSAL Kupplungsbeschlag	1	1	1	1	1						61351-77	60001 ~70000 60001 ~65000 (WG)	C	
12	61351-5211-4	Attelage HITCH, UNIVERSAL Kupplungsbeschlag							1	1	1		61351-77	60001 ~70000 60001 ~65000 (WG)	C	
12	61351-5211-4	Attelage HITCH, UNIVERSAL Kupplungsbeschlag									1	1	61351-77	60001 ~70000 60001 ~65000 (WG)	C	
13	91316-1016-0	Eperon BAR, RESISTOR Sporn	1	1	1	1	1	1	1	1	1	1		60001 ~70000 60001 ~65000 (WG)		
14	61034-5125-0	Boulon BOLT Schraube	1		1	1	1							~50272		
14	61034-5125-0	Boulon BOLT Schraube							1					~51442		
14	61034-5125-0	Boulon BOLT Schraube									1			~50542		

# FIG.17

ACCESSORIES ET PIÈCES DE SERVICE(1)  
 ACCESSORIES AND SERVICE PARTS (1)  
 ZUBEHÖR UND ERSATZTEILE (1)

[T450(-D)]  
 [T550(-D)]  
 [T650(-D)]

REF. No. TEL. Nr.	No. DE CODE CODE No. CODE NR.	DESCRIPTION BEZEICHNUNG	UNITÉ · UNIT · GERÄT									INTERCHANGEABILITY INTERCHANGEABILITY AUSTAUSCHBARKEIT		REMARKS REMARKS BEMERKUNGEN		
			T450(-D)					T550(-D)			T650(-D)	NUMERO DE REVISION REVISION No. REVISION-Nr.	NUMERO DE SERIE SERIAL No. SERIAL-Nr.			
			FR	WG	UK	SW	SP	FR	WG	SP	FR				WG	
14	61232-5313-0	Boulon BOLT Schraube	1	1	1	1	1							61351-39	50001 ~70000 50001 ~65000 (WG)	C
14	61232-5313-0	Boulon BOLT Schraube							1	1	1			61351-39	50001 ~70000 50001 ~65000 (WG)	C
14	61232-5313-0	Boulon BOLT Schraube									1	1		61351-39	50001 ~70000 50001 ~65000 (WG)	C
15	61034-5126-0	Levier LEVER, LOCK Hebel	1	1	1	1	1	1	1	1	1	1			50001 ~70000 50001 ~65000 (WG)	
16	61361-6321-0	Manuel d'instruction MANUAL, INSTRUCTION Gebrauchsanweisung	1		1	1									~60304	
16	61361-6321-0	Manuel d'instruction MANUAL, INSTRUCTION Gebrauchsanweisung						1							~61955	
16	61361-6321-0	Manuel d'instruction MANUAL, INSTRUCTION Gebrauchsanweisung									1				~60591	
16	61361-6321-2	Manuel d'instruction MANUAL, INSTRUCTION Gebrauchsanweisung	1		1	1	1							61361-186	60305 ~70000	C
16	61361-6321-2	Manuel d'instruction MANUAL, INSTRUCTION Gebrauchsanweisung						1						61361-186	61956 ~70000	C
16	61361-6321-2	Manuel d'instruction MANUAL, INSTRUCTION Gebrauchsanweisung									1			61361-186	60592 ~70000	C
16	61354-6321-0	Manuel d'instruction MANUAL, INSTRUCTION Gebrauchsanweisung		1											50001~	
16	61354-6321-0	Manuel d'instruction MANUAL, INSTRUCTION Gebrauchsanweisung							1						50001~	
16	61354-6321-0	Manuel d'instruction MANUAL, INSTRUCTION Gebrauchsanweisung										1			50001~	
16	61354-6321-3	Manuel d'instruction MANUAL, INSTRUCTION Gebrauchsanweisung		1										61213-72	~65000	C
16	61354-6321-3	Manuel d'instruction MANUAL, INSTRUCTION Gebrauchsanweisung							1					61213-72	~65000	C
16	61354-6321-3	Manuel d'instruction MANUAL, INSTRUCTION Gebrauchsanweisung										1		61213-72	~65000	C



**FIG.17** ACCESSORIES ET PIECES DE SERVICE(1)  
 ACCESSORIES AND SERVICE PARTS(1)  
 ZUBEHÖR UND ERSATZTEILE(1)

[T450(-D)]  
 [T550(-D)]  
 [T650(-D)]

REF. No. TEL. Nr.	No. DE CODE CODE No. CODE NR.	DESCRIPTION BEZEICHNUNG	UNITÉ · UNIT · GERÄT									INTERCHANGEABILITE INTERCHANGEABILITY AUSTAUSCHBARKEIT		REMARQUES REMARKS BEMERKUNGEN		
			T450(-D)			T550(-D)			T650(-D)			NUMERO DE REVISION REVISION No. REVISION-Nr.	SERIE SERIAL No. SERIAL-Nr.			
			FR	WG	UK	SW	SP	FR	WG	SP	FR				WG	
22	61042-8327-2	Moyeu HUB, TIRE A Sechskantige radnabe, A						2	2	2				61351-56	50001 ~70000 50001 ~65000 (WG)	C
22	61042-8327-2	Moyeu HUB, TIRE A Sechskantige radnabe, A										2	2	61351-56	50001 ~70000 50001 ~65000 (WG)	C
23	61321-5221-0	Attelage HITCH, FRONT Kupplungsbeschlag						1		1	1				50001 ~70000	
23	61354-5221-0	Attelage HITCH, FRONT Kupplungsbeschlag			1								1		50001 ~65000	
24	01053-50850	Boulon BOLT Schraube			2			2	2	2	2	2			50001 ~70000 50001 ~65000 (WG)	
25	02118-50080	Eurou NUT Mutter	2	2	2	2	2	2	2	2	2	2			50001 ~70000 50001 ~65000 (WG)	
26	04512-50080	Rondelle grower WASHER, SPRING Federring	2	2	2	2	2	2	2	2	2	2			50001 ~70000 50001 ~65000 (WG)	
27	02118-50100	Ecrou NUT Mutter	2	2	2	2	2	2	2	2	2	2			50001 ~70000 50001 ~65000 (WG)	
28	01172-51035	Boulon BOLT Schraube	2	2	2	2	2	2	2	2	2	2			50001 ~70000 50001 ~65000 (WG)	
29	61061-5213-0	Attelage PIN, HITCH Kupplungsstift	1												~50272	
29	61061-5213-0	Attelage PIN, HITCH Kupplungsstift						1							~51442	
29	61061-5213-0	Attelage PIN, HITCH Kupplungsstift										1			~51292	
29	61232-5213-0	Attelage PIN, HITCH Kupplungsstift	1	1	1	1	1							61321-124	50001 ~70000 50001 ~65000 (WG)	C
29	61232-5213-0	Attelage PIN, HITCH Kupplungsstift						1	1	1				61321-124	50001 ~70000 50001 ~65000 (WG)	C
29	61232-5213-0	Attelage PIN, HITCH Kupplungsstift									1	1		61321-124	50001 ~70000 50001 ~65000 (WG)	C
30	05516-51600	Epingle PIN, SNAP Sicherungsstift	2	2	2	2	2	1	1	1	1	1			50001 ~70000 50001 ~65000 (WG)	

FR:France WG:Allemagne UK:Angleterre SW:Suisse SP:Espagne  
 FR:France WG:West Germany UK:United Kingdom SW:Switzerland SP:Spain  
 FR:Frankreich WG:Westdeutschland UK:Großbritannien SW:Schweiz SP:Spanien

FIG.17

ACCESSORIES ET PIECES DE SERVICE(1)  
ACCESSORIES AND SERVICE PARTS(1)  
ZUBEHÖR UND ERSATZTEILE(1)

[T450(-D)]  
[T550(-D)]  
[T650(-D)]

REF. No. TEIL Nr.	No. DE CODE CODE No. CODE NR.	DESCRIPTION BEZEICHNUNG	UNITÉ · UNIT · GERÄT									INTERCHANGEABILITY AUSTAUSCHBARKEIT		REMARKS REMARKS BEMERKUNGEN	
			T450(-D)					T550(-D)			T650(-D)		NUMERO DE REVISION REVISION No. REVISION-Nr.		NUMERO DE SERIE SERIAL No. SERIAL-Nr.
			FR	WG	UK	SW	SP	FR	WG	SP	FR	WG			
31	01173-51030	Boulon BOLT Schraube	2	2	2	2	2	2	2	2	2			50001 ~70000 50001 ~65000 (WG)	
32	02118-50100	Ecrou NUT Mutter	2	2	2	2	2	2	2	2	2			50001 ~70000 50001 ~65000 (WG)	
33	01153-50822	Boulon BOLT Schraube							4	4	4	4	4	50001 ~70000 50001 ~65000 (WG)	
34	02114-50080	Ecrou NUT Mutter							4	4	4	4	4	50001 ~70000 50001 ~65000 (WG)	
35	01173-51025	Boulon BOLT Schraube	2	2	2	2	2	2	2	2	2	2	2	50001 ~70000 50001 ~65000 (WG)	
36	02118-50100	Ecrou NUT Mutter	2	2	2	2	2	2	2	2	2	2	2	50001 ~70000 50001 ~65000 (WG)	
37	61361-9910-0	Contacteur ASSY SWITCH, LAMP Anlaber										1		61361-165 ~70000	④①, ④⑤, ④⑥
38	62571-5510-0	Phara ensemble ASSY, LAMP Nummernlicht, komplett										1		~70000	④②~④④
39	62571-5511-0	Lentille LENS Blinkeleucht										1		~70000	
40	62571-5512-0	Ampoule de feu BULB Birne										1		~70000	
41	62571-5513-0	Phara BODY, LAMP Nummernlicht										1		~70000	
42	62571-5515-0	Contacteur ASSY SWITCH, LAMP Anlaber										1		~70000	
43	01123-50816	Boulon BOLT Schraube										2		~70000	

**FIG.17** ACCESSORIES ET PIECES DE SERVICE(1)  
 ACCESSORIES AND SERVICE PARTS(1)  
 ZUBEHÖR UND ERSATZTEILE(1)

[T750(-D)]  
 [T850(-D)]

REF. No. TEIL Nr.	No. DE CODE CODE No. CODE NR.	DESCRIPTION BEZEICHNUNG	UNITÉ.UNIT.GERÄT					INTERCHANGEABILITE INTERCHANGEABILITY AUSTAUSCHBARKEIT		REMARQUES REMARKS BEMERKUNGEN	
			T750(-D)			T850(-D)		NUMERO DE REVISION REVISION No. REVISION-Nr.	NUMERO DE SERIE SERIAL No. SERIAL-Nr.		
			FR	WG	HO	FR	WG				
1	62581-6520-2	Outils complet ASSY TOOLS Montagewerkzeug	1	1	1	1	1		50001 ~70000 50001 ~65000 (WG)	②~⑨	
1	62681-6520-0	Outils complet ASSY TOOLS Montagewerkzeug	1	1	1				70001 ~65001 ~ (WG)		
1	62691-6520-0	Outils complet ASSY TOOLS Montagewerkzeug					1	1	70001 ~65001 ~ (WG)		
2	61041-6211-0	Poche outils BAG, TOOLS Hardwerkszeug	1	1	1	1	1				
3	07011-10010	A écrou 10 SPANNER, 10 Schraubenschlüssel 10	1	1	1	1	1				
4	07012-11214	A écrou 12-14 SPANNER, 12-14 Schraubenschlüssel 12-14	1	1	1	1	1				
5	07012-11721	A écrou 17-21 SPANNER, 17-21 Schraubenschlüssel 17-21	1	1	1	1	1				
6	32360-1930-0	Entaineur(+ · -) SCREW DRIVER(+ · -) Schraubenzieher(+ · -)	1	1	1	1	1				
7	61075-6311-0	Boîte pastille BOX, PLUG Steckschlüssel	1	1	1	1	1				
8	14301-9137-0	A écrou boîte(12-14) SPANNER, BOX(12-14) Schraubenschlüssel(12-14)	1	1	1	1	1				
9	07211-10150	Pince PLIERS Beißzange	1	1	1	1	1				
10	14107-9141-0	Entonnoir FUNNEL Fülltulle	1						~60004		
10	14107-9141-0	Entonnoir FUNNEL Fülltulle					1		~51073		
10	44512-9105-0	Entonnoir complet ASSY FUNNEL Montage fülltulle	1	1	1			62581-94	60005~60001 (WG)~	C	
10	44512-9105-0	Entonnoir complet ASSY FUNNEL Montage fülltulle					1	1	62581-94	60001~	C
11	63733-6161-0	Câble huile OIL FEEDER Selbstöler	1	1	1	1	1				

FR:France WG:Allemagne HO:Hong Kong  
 FR:France WG:West Germany HO:Hong Kong  
 FR:Frankreich WG:Westdeutschland HO:Hong Kong



**FIG.17** ACCESSORIES ET PIECES DE SERVICE (1)  
ACCESSORIES AND SERVICE PARTS (1)  
ZUBEHÖR UND ERSATZTEILE (1)

[T750(-D)]  
[T850(-D)]

REF. No. TEIL Nr.	No. DE CODE CODE No. CODE NR.	DESCRIPTION BEZEICHNUNG	UNITÉ.UNIT.GERAT					INTERCHANGEABILITE INTERCHANGEABILITY AUSTAUSCHBARKEIT		REMARQUES REMARKS BEMERKUNGEN
			T750(-D)			T850(-D)		NUMERO DE REVISION REVISION No. REVISION-Nr.	NUMERO DE SERIE SERIAL No. SERIAL-Nr.	
			FR	WG	HO	FR	WG			
12	62581-6521-0	Manuel d'instruction MANUAL, INSTRUCTION Gebrauchsanweisung	1						50001~	
12	62581-6521-0	Manuel d'instruction MANUAL, INSTRUCTION Gebrauchsanweisung	1						50001~	
12	62581-6521-3	Manuel d'instruction MANUAL, INSTRUCTION Gebrauchsanweisung	1					62581-123	50001~ 70000	C
12	62581-6521-3	Manuel d'instruction MANUAL, INSTRUCTION Gebrauchsanweisung				1		62581-123	50001~ 70000	C
12	62681-6521-0	Manuel d'instruction MANUAL, INSTRUCTION Gebrauchsanweisung	1		1	1			70001~	
12	62686-6521-0	Manuel d'instruction MANUAL, INSTRUCTION Gebrauchsanweisung		1			1		65001~	
13	61361-9910-0	Contacteur ASSY SWITCH, LAMP Anlaber	1					61361-165	~70000	④①, ④⑤, ④⑥
14	62571-5510-0	Phara ensemble ASSY LAMP Nummernlicht, komplett	1						~70000	④②~④④
15	62571-5511-0	Lentille LENS Blinkleuchts	1						~70000	
16	62571-5512-0	Ampoule de feu BULB Birne	1						~70000	
17	62571-5513-0	Phara BODY, LAMP Nummernlicht	1						~70000	
18	62571-5515-0	Contacteur ASSY SWITCH, LAMP Anlaber	1						~70000	
19	01123-50816	Boulon BOLT Schraube	1						~70000	



FIG.18

ACCESSOIRES ET PIECES DE SERVICE(2)  
ACCESSORIES AND SERVICE PARTS(2)  
ZUBEHÖR UND ERSATZTEILE(2)

[T450(-D)]  
[T550(-D)]  
[T650(-D)]

REF. No. TEIL Nr.	No. DE CODE CODE No. CODE NR.	DESCRIPTION BEZEICHNUNG	UNITÉ.UNIT.GERÄT												INTERCHANGEABILITE INTERCHANGEABILITY AUSTAUSCHBARKEIT		REMARQUES REMARKS BEMERKUNGEN		
			T450(-D)				T550(-D)				T650(-D)				NUMERO DE REVISION REVISION No. REVISION-Nr.	NUMERO DE SERIE SERIAL No. SERIAL-Nr.			
			FR	WG	UK	SW	SP	FI	HO	MA	FR	WG	SP	HO				FR	WG
17	05515-51600	Epingle PIN, SNAP Sicherungsstift	1	1	1	1												50001 ~70000 50001 ~65000 (WG)	
18	01173-51025	Boulon BOLT Schraube	2	2	2	2												50001 ~70000 50001 ~65000 (WG)	
19	02118-50100	Ecrou NUT Mutter	2	2	2	2												50001 ~70000 50001 ~65000 (WG)	
20	61341-8330-0	Attalage complet ASSY HITCH, FRONT Kupplungsbeschlag, komplett	1	1	1	1	1	1	1	1	1	1							
21	01173-51030	Boulon BOLT Schraube	2	2	2	2												50001 ~70000 50001 ~65000 (WG)	
22	02118-50100	Ecrou NUT Mutter	2	2	2	2												50001 ~70000 50001 ~65000 (WG)	
23	61341-9920-0	Levier complet ASSY LEVER, DEAD MAN Hebel, komplett	1	1	1	1												50001 ~70000 50001 ~65000 (WG)	(24)~(25)
24	61232-9921-0	Levier LEVER, DEAD MAN Hebel	1	1	1	1												50001 ~70000 50001 ~65000 (WG)	
25	61341-9922-0	Cable embrayage WIRE, MAIN CRUTCH Kupplungsseilzug	1	1	1	1												50001 ~70000 50001 ~65000 (WG)	
26	61232-9923-0	Levier LEVER, CRUTCH Hebel	1	1	1	1												50001 ~70000 50001 ~65000 (WG)	
27	61354-9910-0	Contacteur ASSY SWITCH, LAMP Anlaber	1										1					50001 ~70000 50001 ~65000 (WG)	
27	62583-9910-0	Contacteur ASSY SWITCH, LAMP Anlaber												1				50001 ~70000 50001 ~65000 (WG)	
28	62571-5510-0	Phara ensemble ASSY LAMP Nummernlicht, komplett	1										1		1			50001 ~70000 50001 ~65000 (WG)	
29	62571-5511-0	Lentille LENS Blinkleuchts	1										1		1			50001 ~70000 50001 ~65000 (WG)	
30	62571-5512-0	Ampoule de feu BULB Birne	1										1		1			50001 ~70000 50001 ~65000 (WG)	
31	62571-5513-0	Phara BODY, LAMP Nummernlicht	1										1		1			50001 ~70000 50001 ~65000 (WG)	



**FIG.18** ACCESSORIES ET PIECES DE SERVICE (2)  
 ACCESSORIES AND SERVICE PARTS (2)  
 ZUBEHÖR UND ERSATZTEILE (2)

(T750)  
(T850)

REF. No. TEIL Nr.	No. DE CODE CODE No. CODE NR.	DESCRIPTION BEZEICHNUNG	UNITÉ · UNIT · GERÄT				INTERCHANGEABILITY AUSTAUSCHBARKEIT NUMERO DE REVISION REVISION No. REVISION-Nr.	REMARKS REMARKS BEMERKUNGEN
			T750		T850			
			FR	WG	FR	WG		
1	62571-9910-0	Levier complet	1	1			50001 ~70000 50001 ~65000 (WG)	
		ASSY S-CHANGE ARM, SERVICE						
		Schalthebel, Komplet						
2	62571-4237-0	Levier	1	1			50001 ~70000 50001 ~65000 (WG)	
		ARM, S-CHANGE						
		Schalthebel						
3	02116-50100	Ecrou	1	1			50001 ~70000 50001 ~65000 (WG)	
		NUT						
		Mutter						
4	03670-51020	Vis	1	1			50001 ~70000 50001 ~65000 (WG)	
		SCREW						
		Schraube						
5	62571-9920-0	Carter transmission complet(G)	1	1	1	1	50001 ~70000 50001 ~65000 (WG)	
		ASSY CASE, TRANSMISSION LH						
		Gehäusehälfte, links						
6	62571-1111-5	Carter transmission(G)	1	1	1	1	50001 ~70000 50001 ~65000 (WG)	
		CASE, TRANSMISSION						
		Gehäusehälfte, links						
7	62571-1121-0	Entretoise	1	1	1	1	50001 ~70000 50001 ~65000 (WG)	
		COLLAR						
		Scheibe						
8	62571-9930-0	Carter transmission complet(D)	1	1			50001 ~70000 50001 ~65000 (WG)	
		ASSY CASE, TRANSMISSION RH						
		Gehäusehälfte, rechts						
8	62331-9910-0	Carter transmission complet(D)			1	1	50001 ~70000 50001 ~65000 (WG)	
		ASSY CASE, TRANSMISSION RH						
		Gehäusehälfte, rechts						
9	62571-1112-5	Carter transmission(D)	1	1			50001 ~70000 50001 ~65000 (WG)	
		CASE, TRANSMISSION RH						
		Gehäusehälfte, rechts						
9	62331-1112-0	Carter transmission(D)			1	1	50001 ~70000 50001 ~65000 (WG)	
		CASE, TRANSMISSION RH						
		Gehäusehälfte, rechts						
10	62571-1121-0	Entretoise	1	1			50001 ~70000 50001 ~65000 (WG)	
		COLLAR						
		Scheibe						
11	01123-50818	Boulon			2	2	50001 ~70000 50001 ~65000 (WG)	
		BOLT						
		Schraube						
12	62571-1121-0	Entretoise			1	1	50001 ~70000 50001 ~65000 (WG)	
		COLLAR						
		Scheibe						
13	62583-9910-0	Contacteur		1			50001 ~70000 50001 ~65000 (WG)	
		ASSY SWITCH, LAMP						
		Anlaber						



# NUMERICAL INDEX

# NUMERICAL INDEX

CODE No.	LOCATION No.	CODE No.	LOCATION No.	CODE No.	LOCATION No.	CODE No.	LOCATION No.
01150-50832	ⓔ01-R	01173-51022	ⓔ14-R	01202-50612	C05-R	02114-50080	E11-R
01150-50840	F08-R		ⓔ14-R		F09-R		E11-R
	ⓔ07-R	01173-51025	F01-R		I12-R		F03-R
	ⓔ07-R		F01-R		I14-R		F03-R
	ⓔ07-R		H06-R		ⓔ11-R		F07-R
01150-50842	E11-R		ⓔ15-R		ⓔ16-R		F07-R
01150-50860	E11-R		ⓔ15-R		C02-R		F07-R
01150-50880	C03-R		C09-R		C05-R		F08-R
	C06-R		ⓓ08-R	01202-50614	C10-R		F10-R
01150-51045	ⓐ09-R		ⓓ10-R		C13-R		F12-R
	ⓐ09-R	01173-51028	J12-R	01202-50616	I10-R		F16-R
01152-51245	ⓐ14-R	01173-51030	ⓐ04-R	01202-50618	J09-R		G02-R
	ⓔ04-R		ⓔ15-R		J13-R		H06-R
01153-50622	F06-R		ⓔ15-R		K14-R		H07-R
	F06-R		ⓓ08-R		L01-R		H07-R
01153-50812	E04-R		ⓓ10-R	01222-50608	E07-R		H11-R
	E04-R	01173-51035	M08-R		E07-R		H12-R
	E04-R		M08-R		E07-R		I03-R
01153-50822	H05-R		M08-R		F04-R		I05-R
	ⓓ08-R	01173-51040	M08-R	01222-50612	E05-R		I09-R
01153-50828	F06-R		M08-R		E05-R		I11-R
	F06-R		M08-R		E05-R		J03-R
01153-51020	E07-R		ⓐ03-R	01518-50614	B11-R		J07-R
	E07-R		ⓔ02-R	02012-50060	F06-R		J11-R
	E08-R	01173-51045	ⓐ09-R		F06-R		J14-R
	E12-R		ⓐ09-R		F16-R		M14-R
	F04-R	01173-51050	ⓐ15-R		K05-R		M15-R
	F04-R		ⓐ15-R	02014-50060	B09-R		M15-R
	F09-R		ⓐ15-R		B13-R		M15-R
01170-51004	F08-R		ⓐ15-R		C07-R		ⓐ01-R
01170-51016	E03-R		ⓔ02-R		C11-R		ⓐ02-R
	E03-R	01173-51055	M07-R		J02-R		ⓐ04-R
	E03-R		M07-R		J06-R		ⓐ05-R
01170-51028	F07-R		M08-R		J11-R		ⓐ06-R
	F07-R	01173-51060	ⓐ08-R		J14-R		ⓐ06-R
01170-51045	ⓐ09-R		ⓐ08-R		K05-R		ⓐ06-R
	ⓐ09-R		ⓐ10-R		ⓔ08-R		ⓐ16-R
01172-51035	ⓐ04-R		ⓐ11-R		ⓔ08-R		ⓐ16-R
	ⓐ16-R	01173-51065	ⓐ15-R		ⓔ08-R		ⓐ16-R
	ⓐ16-R		ⓐ15-R		ⓔ10-R		ⓔ01-R
	ⓓ08-L	01173-51070	ⓓ03-R	02018-50100	ⓐ09-R		ⓔ04-R
	ⓓ10-L		ⓓ03-R		ⓐ09-R		ⓔ06-R
01173-51000	C09-R	01173-51075	ⓐ15-R		ⓐ09-R		ⓔ07-R
01173-51002	M10-R		ⓐ15-R		ⓐ09-R		ⓔ07-R
	M10-R	01173-51080	F08-R		ⓐ11-R		ⓔ07-R
	M10-R	01173-51085	ⓐ08-R		ⓐ11-R		ⓔ09-R
01173-51004	I16-R		ⓐ08-R	02076-50140	C15-R		ⓔ09-R
	J05-R		ⓐ11-R	02112-50080	C11-R		ⓔ12-R
	M10-R		ⓐ11-R		ⓓ05-R		ⓔ13-R
	M10-R	01202-50610	B13-R	02112-50120	ⓐ14-R		ⓔ13-R
	M10-R		B13-R		ⓔ04-R		ⓔ13-R
01173-51016	ⓓ06-L		C12-R	02114-50080	B13-R		ⓔ13-R
01173-51020	F07-R		E12-R		B13-R		ⓔ14-R
01173-51022	H11-R		F04-R		C07-R		C03-R
	H11-R	01202-50612	B10-R		C09-R		C03-R



## NUMERICAL INDEX

CODE No.	LOCATION No.	CODE No.	LOCATION No.	CODE No.	LOCATION No.	CODE No.	LOCATION No.
04015-50080	Ⓒ15-R	04512-50080	M15-R	04512-50100	F14-R	04612-00210	L03-R
	Ⓒ15-R		M15-R		H11-R	04612-00380	J01-R
	Ⓒ15-R		M15-R		H12-R		J05-R
	Ⓓ01-R		Ⓐ01-R		I16-R	04612-50150	F13-R
	Ⓓ02-R		Ⓐ02-R		J05-R	04612-50170	G03-R
	Ⓓ05-R		Ⓐ04-R		J07-R		G03-R
04015-50100	E08-R		Ⓐ05-R		J09-R	04612-50210	L01-R
	E08-R		Ⓐ06-R		J12-R		L05-R
	E08-R		Ⓐ06-R		J13-R	04613-00050	C07-R
	Ⓐ10-R		Ⓐ06-R		M08-R	04613-00070	C07-R
	Ⓑ02-R		Ⓐ15-R		M08-R		K14-R
04512-50060	B11-R		Ⓐ16-R		M10-R		L03-R
	B13-R		Ⓐ16-R		Ⓐ03-R	04613-50070	L01-R
	C07-R		Ⓑ01-R		Ⓐ03-R		L05-R
	C11-R		Ⓑ04-R		Ⓐ03-R	04714-00100	I04-R
	E08-R		Ⓑ06-R		Ⓐ09-R		I10-R
	E08-R		Ⓑ07-R		Ⓐ09-R	04717-00600	E05-R
	E08-R		Ⓑ09-R		Ⓐ09-R		E16-R
	F06-R		Ⓑ09-R		Ⓐ09-R	04717-00800	E04-R
	F06-R		Ⓑ11-R		Ⓐ10-R		E04-R
	Ⓑ08-R		Ⓑ12-R		Ⓐ11-R		E04-R
	Ⓑ08-R		Ⓑ12-R		Ⓐ11-R		E11-R
	Ⓑ10-R		Ⓑ12-R		Ⓐ11-R		E12-R
04512-50080	B13-R		Ⓑ12-R		Ⓐ11-R		E15-R
	B13-R		Ⓑ13-R		Ⓑ02-R		E15-R
	C07-R		Ⓑ14-R		Ⓑ02-R		F09-R
	C09-R		Ⓑ14-R		Ⓑ03-R	04717-01000	E05-R
	C11-R		Ⓑ14-R		Ⓑ14-R		E15-R
	E11-R		Ⓑ16-R		Ⓑ15-R		E15-R
	E11-R		Ⓒ03-R		Ⓑ15-R		F09-R
	F01-R		Ⓒ03-R		Ⓑ15-R	04724-00120	B03-R
	F01-R		Ⓒ06-R		Ⓒ08-R	04811-00090	C05-R
	F03-R		Ⓒ06-R		Ⓒ09-R	04811-00110	F01-R
	F03-R		Ⓒ08-R		Ⓒ12-R	04811-00160	B03-R
	F07-R		Ⓒ08-R		Ⓓ06-L	04811-00180	B03-R
	F07-R		Ⓒ09-R	04512-50120	F01-R	04811-00200	E12-R
	F07-R		Ⓒ12-R		F02-R		F09-R
	F08-R		Ⓒ14-R		Ⓐ03-R	04811-06100	E10-R
	F10-R		Ⓒ14-R	04512-50800	Ⓒ12-R		E10-R
	F12-R		Ⓓ03-R	04611-00400	G14-R		E10-R
	F16-R		Ⓓ05-R	04612-00140	I12-R		I02-R
	G02-R		Ⓓ08-L		I14-R		I05-R
	H07-R		Ⓓ10-L	04612-00150	F13-R		I08-R
	H07-R	04512-50100	E03-R		F15-R		I11-R
	H11-R		E03-R		F15-R	04811-10080	I12-R
	H12-R		E03-R		G01-R		I14-R
	I03-R		E10-R		G02-R	04811-10160	F14-R
	I05-R		E10-R	04612-00170	F11-R		G02-R
	I09-R		E10-R		F13-R		G03-R
	I11-R		F01-R		G01-R	04811-10200	E10-R
	J03-R		F01-R	04612-00180	G07-R		E10-R
	J06-R		F07-R		G07-R		E10-R
	J11-R		F07-R		G07-R	04811-10420	G08-R
	J14-R		F07-R	04612-00210	G15-R		F03-R
	M14-R		F08-R		K13-R	04811-10480	F03-R

## NUMERICAL INDEX

CODE No.	LOCATION No.	CODE No.	LOCATION No.	CODE No.	LOCATION No.	CODE No.	LOCATION No.
05012-00812	F08-R	05511-51210	I10-R	06914-00100	J16-R	08821-82217	G10-R
05012-00814	E11-R	05511-51612	J16-R		K03-R	08821-82420	G06-R
05012-00816	E09-R		K01-R		K04-R		G06-R
	E09-R		K02-R		K06-R		G06-R
	E09-R		K03-R	06914-00120	K13-R	08822-02613	G12-R
05012-01020	F05-R		K06-R		L01-R		G12-R
	F05-R		L06-R	07011-10010	ⓐ09-L		G12-R
05112-50522	H14-R	05515-50800	M14-R	07011-10013	ⓐ06-L	08822-53020	G09-R
	H14-R		M14-R	07012-11012	ⓐ06-L		G10-R
	H14-R		M14-R	07012-11214	ⓐ09-L		G10-R
	I07-R		ⓐ04-R	07012-11417	ⓐ06-L	09220-15305	G11-R
	I10-R		ⓐ12-R	07012-11721	ⓐ09-L		G12-R
05112-50612	L07-R	05515-51000	ⓐ07-R	07211-10150	ⓐ09-L		G12-R
05112-50614	K01-R	05515-51200	M12-R	07715-01605	H03-R	09230-12185	H15-R
	K03-R		M12-R		H05-R		H15-R
	K05-R		M12-R		H15-R		H15-R
	K10-R	05515-51600	M11-R		I04-R		I04-R
05112-50616	K08-R		M11-R		I06-R		I06-R
05112-51030	I01-R		M11-R		I10-R		I06-R
05122-50614	J16-R		ⓐ04-R	08101-06004	G14-R		I10-R
	J16-R		ⓐ05-R	08101-06203	G14-R	09500-00003	H08-R
	K02-R		ⓐ11-R		G15-R		H10-R
	K07-R		ⓐ14-R		G15-R	09500-00023	C03-R
	L06-R		ⓑ03-R		G16-R	09500-00026	B14-R
05122-50630	K02-R		ⓑ04-R	08101-06205	H04-R	09500-15357	G05-R
	L06-R		ⓐ10-R		H05-R	09500-17358	G15-R
05122-50845	ⓑ03-R	05516-10800	H06-R	08101-06208	H08-R	09500-20358	G14-R
05122-51030	ⓐ07-R		ⓐ07-R		H10-R	09500-22357	H02-R
05411-00320	K15-R	05516-50800	H06-R	08101-06302	G05-R	12201-1382-0	B05-R
	K15-R		ⓐ10-L		G08-R	12201-2311-0	C02-R
	K15-R		ⓐ10-L		G08-R	12201-5641-0	C08-R
	L02-R		ⓐ11-L		G08-R		C08-R
05411-00330	F16-R	05516-51000	K04-R	08101-06303	G11-R	12201-5641-3	C08-R
05511-50218	ⓑ03-R	05516-51600	M11-R		H01-R	12231-1381-0	B05-R
05511-50318	F11-R		M11-R		H01-R	12234-5639-0	C07-R
	F11-R		M11-R	08103-06204	B14-R	12305-5765-0	C09-R
	I01-R		ⓐ08-L	08103-06205	B14-R	12313-1151-0	B08-R
	I04-R	05711-00530	ⓐ02-R		C02-R	12335-1101-0	B07-R
	K04-R	05711-00535	ⓐ14-R	08103-06206	B14-R	12335-8745-0	B08-R
	K06-R		ⓐ04-R		C02-R	12336-1101-0	B07-R
05511-50320	F11-R	05712-00510	F15-R	08103-06305	C03-R	12336-1161-0	B10-R
	F14-R	05712-00525	ⓐ01-R	08141-06203	H02-R	12361-5641-0	C08-R
05511-50325	H15-R	05712-00535	ⓐ04-R	08141-06302	G05-R	12401-5641-0	C08-R
	I06-R	05712-00730	ⓐ01-R	08151-06203	G15-R	12401-7449-0	C16-R
	M12-R		ⓐ04-R		G15-R	13106-0446-0	B14-R
	M12-R	05811-00416	B14-R	08151-06303	H01-R	13134-1118-0	B08-R
	M12-R		C02-R		H01-R	13134-1120-0	B08-R
05511-50328	F14-R		C15-R	08821-51913	G13-R	13134-1121-0	B07-R
	G02-R	05912-00516	H01-R		G13-R	13134-1123-0	B09-R
	G03-R		H01-R		G13-R	13181-0346-2	B02-R
05511-50612	L07-R	06314-60040	E12-R	08821-72117	G06-R	13181-4422-0	D03-R
05511-51210	H14-R		F09-R		G06-R	13241-1336-0	B05-R
	H14-R	06331-35010	E05-R		G06-R	13242-0555-0	B10-R
	H14-R		E15-R	08821-82217	G10-R	13261-4432-0	D03-R
	I07-R		E15-R		G10-R	13268-1345-0	B05-R

# NUMERICAL INDEX

CODE No.	LOCATION No.	CODE No.	LOCATION No.	CODE No.	LOCATION No.	CODE No.	LOCATION No.
13268-4236-0	ⓐ02-R	13561-8715-0	M04-R	13621-4327-0	ⓐ05-R	13901-1151-0	B09-R
	ⓐ05-R	13572-0555-0	B10-R	13621-4346-0	ⓐ05-R	13901-3308-0	B02-R
	ⓐ07-R	13581-4424-0	D03-R	13621-9155-0	B12-R	13901-3375-0	B03-R
	ⓐ11-R	13582-4103-0	ⓐ02-R	13621-9341-0	ⓐ08-R	13901-4301-0	ⓐ09-R
13281-6771-6	C13-R		ⓐ05-R	13621-9523-0	B14-R		ⓐ12-R
13301-4423-0	D03-R		ⓐ07-R		C02-R	13901-4313-0	ⓐ09-R
13301-4424-0	D03-R		ⓐ11-R	13624-0347-2	B02-R		ⓐ12-R
13325-9451-0	B01-R	13585-4212-0	ⓐ07-R	13626-4421-0	D02-R	13901-4314-0	ⓐ09-R
13381-0551-0	B04-R		ⓐ11-R	13626-4422-0	D03-R		ⓐ12-R
13381-9152-0	B09-R	13601-2133-0	ⓐ01-R	13626-4426-0	D05-R	13901-4471-0	D04-R
13382-0105-2	B01-R	13621-0311-0	B01-R	13626-4428-0	D05-R	13901-4473-0	D04-R
13382-0211-2	B01-R	13621-0345-0	B02-R	13631-0345-0	B02-R	13901-4474-0	D04-R
13382-0311-0	B01-R	13621-0346-2	B02-R	13631-0347-0	B02-R	13901-4478-0	D04-R
13382-0346-0	B02-R	13621-0501-0	B04-R	13631-1311-0	B04-R	13901-4483-0	D05-R
13382-0347-0	B02-R	13621-1354-0	B04-R	13631-1395-0	B04-R	13901-4595-0	D05-R
13382-1101-0	B07-R	13621-1356-0	B05-R	13631-1396-0	B05-R	13901-4611-0	B10-R
13382-1108-0	B08-R	13621-1382-0	B05-R	13631-2131-0	ⓐ01-R	13901-5529-0	B16-R
13382-1115-0	B07-R	13621-1555-0	B14-R	13631-2133-0	ⓐ01-R	13901-5545-0	B16-R
13382-1116-0	B07-R	13621-1662-0	B15-R	13631-9113-0	B10-R	13901-5624-0	ⓐ08-R
13382-1161-0	B10-R	13621-1663-0	B15-R	13635-6716-0	D01-R	13901-6108-0	C10-R
13382-1162-0	B11-R	13621-1664-0	B15-R	13641-1324-0	B05-R	13901-6109-0	C11-R
13382-1212-0	B12-R	13621-1665-0	B15-R	13641-1333-0	B05-R	13901-6151-0	C10-R
13382-1212-2	B12-R	13621-1666-0	B16-R	13641-1655-0	B15-R	13901-6152-0	C10-R
13382-1247-0	B13-R	13621-1667-0	B16-R		C03-R	13901-6153-0	C10-R
13382-1247-2	B13-R	13621-1668-0	B16-R	13641-1656-0	B15-R	13901-6154-0	C10-R
13382-4401-0	D02-R	13621-1672-0	B15-R		C03-R	13901-6162-0	C11-R
13382-4401-2	B10-R	13621-2131-0	ⓐ01-R	13641-2362-0	B15-R	13901-6163-0	C11-R
13382-4401-4	D02-R	13621-2217-0	ⓐ02-R		C03-R	13901-6164-0	C11-R
13382-4411-0	D04-R	13621-2362-0	B15-R	13641-2363-0	B16-R	13901-6165-0	C11-R
13382-4411-2	D04-R		C03-R		C03-R	13901-6167-0	C11-R
13382-4420-0	D05-R	13621-2363-0	B15-R	13641-2368-0	B15-R	13901-9101-0	C14-R
13382-4420-2	D05-R		C03-R		C03-R		C14-R
13382-5704-0	ⓐ09-R	13621-2364-0	B15-R	13641-3308-0	B02-R	13901-9102-0	B06-R
13382-5781-0	ⓐ09-R		C03-R	13641-4315-0	ⓐ09-R		B10-R
	ⓐ13-R	13621-2365-0	B15-R		ⓐ13-R		C09-R
13382-6701-0	C13-R		C03-R	13641-4316-0	ⓐ10-R		C14-R
13382-6706-0	C13-R	13621-2367-0	B16-R		ⓐ13-R		D01-R
13382-6707-0	C14-R		C03-R	13641-5533-3	B16-R	13901-9201-0	B09-R
13382-7286-0	B11-R	13621-2369-0	B16-R	3641-5534-2	B16-R	13907-8816-0	C16-R
13382-7287-0	B11-R		C03-R	13641-5536-3	B16-R	13907-8828-0	B08-R
13382-7404-2	C15-R	13621-2372-0	B15-R	13641-5624-0	ⓐ08-R		M05-R
13382-8811-2	C16-R		C03-R	13641-5686-0	ⓐ08-R	13907-8846-0	L12-R
13382-8845-0	B08-R	13621-4135-0	ⓐ02-R	13641-7452-0	D01-R		L14-R
13389-1101-0	B07-R		ⓐ05-R		D01-R		M02-R
13389-1212-0	B12-R		ⓐ07-R	13644-6772-0	C13-R		M04-R
13389-7404-2	C16-R		ⓐ11-R	13661-5782-0	B11-R	13921-0118-0	B01-R
13389-8811-2	C16-R	13621-4217-0	ⓐ05-R		ⓐ09-R	13921-0331-0	B02-R
13389-8845-0	B08-R	13621-4236-0	ⓐ05-R		ⓐ13-R	13921-1223-2	B12-R
13407-4489-0	ⓐ06-R		ⓐ07-R	13661-6975-0	C16-R		B12-R
13425-0311-0	B02-R	13621-4301-0	ⓐ05-R	13695-8831-0	L12-R	13921-1311-0	B04-R
13501-1324-0	B05-R	13621-4312-0	ⓐ05-R		L15-R	13921-1381-0	B05-R
13517-6772-0	C13-R	13621-4313-0	ⓐ05-R		M02-R	13921-1382-0	B05-R
13561-8715-0	L08-R	13621-4314-0	ⓐ05-R		M05-R	13921-1391-0	B04-R
	L13-R	13621-4315-0	ⓐ05-R	13801-9113-0	B06-R	13921-1615-0	B14-R
	M01-R	13621-4316-0	ⓐ05-R	13871-6771-0	C13-R	13921-1651-0	B14-R

NUMERICAL INDEX

CODE No.	LOCATION No.	CODE No.	LOCATION No.	CODE No.	LOCATION No.	CODE No.	LOCATION No.
13921-1661-0	B15-R	13932-9151-0	B09-R	13951-9155-0	C09-R	13961-1615-2	B14-R
13921-2105-0	C01-R	13932-9152-0	B09-R	13952-1312-0	B04-R	13961-1651-0	B14-R
13921-2111-0	C01-R	13934-7404-3	C15-R	13954-1101-3	B07-R	13961-1664-0	B14-R
13921-2111-2	C01-R	13934-8711-2	C16-R	13954-1115-0	B07-R	13961-2105-0	C01-R
13921-2201-0	C01-R	13939-1211-0	B12-R	13954-7404-5	C15-R	13961-2111-0	C01-R
13921-2214-0	C02-R		B12-R	13954-7404-6	C15-R	13961-2131-0	C01-R
13921-2325-0	C04-R	13939-7404-2	C15-R	13954-8711-2	C16-R	13961-2133-0	C01-R
13921-2361-0	B15-R		C16-R	13954-8745-0	B08-R	13961-2201-0	C01-R
	C03-R	13939-8811-2	C16-R	13954-8745-2	B08-R	13961-2214-0	C02-R
13921-2411-0	C02-R		C16-R	13954-8828-0	B08-R	13961-2217-0	C02-R
13921-4453-0	D03-R	13941-0331-0	B02-R	13955-0311-0	B01-R	13961-2311-0	C02-R
13921-4615-0	B11-R	13941-1223-2	B12-R	13955-1115-2	B07-R	13961-2364-0	C03-R
13921-5614-0	C07-R		B12-R	13955-1116-0	B07-R	13961-2411-0	C02-R
13921-5687-0	C09-R	13941-1615-0	B14-R	13955-1116-2	B07-R	13961-3314-0	B03-R
13921-6101-0	C10-R	13941-2105-0	C01-R	13955-1118-0	B08-R	13961-4427-0	D05-R
13921-6174-0	C12-R	13941-2111-0	C01-R	13955-1120-0	B08-R	13961-4427-2	D05-R
13921-6701-0	C13-R	13941-2201-0	C01-R	13955-1121-0	B07-R	13961-4484-0	D02-R
13921-6703-0	C13-R	13941-2311-0	C02-R	13955-1123-0	B09-R	13961-4486-0	D05-R
13921-6706-0	C13-R	13941-4421-0	D02-R	13955-1151-0	B08-R	13961-4611-0	B10-R
13921-6757-0	C14-R	13941-4423-0	D03-R	13955-1157-0	B10-R	13961-4615-0	B11-R
13921-6778-0	C14-R	13941-4428-0	D05-R	13955-1161-3	B10-R	13961-4616-0	B11-R
13921-7449-0	C16-R	13941-4434-0	D03-R	13955-1211-0	B12-R	13961-5529-0	B16-R
13921-9111-0	B01-R	13941-4453-0	D03-R	13955-1246-0	B13-R	13961-5545-0	B16-R
13921-9112-0	B01-R	13941-4455-0	D03-R	13955-1251-2	B13-R	13961-5611-2	C07-R
13921-9113-0	D01-R	13941-4475-0	D04-R	13955-4343-0	C05-R	13961-5614-0	C07-R
13921-9151-0	B11-R	13941-4478-0	D04-R	13955-4401-0	B10-R	13961-5635-0	C07-R
13924-6701-0	C13-R	13941-4481-0	D05-R		D02-R	13961-5639-0	C07-R
	C13-R	13941-4482-0	D05-R	13955-4426-2	D04-R	13961-5641-0	C08-R
13924-6707-0	C14-R	13941-4483-0	D05-R	13955-4454-0	D03-R	13961-5701-0	C08-R
	C14-R	13941-4484-0	D02-R	13955-4471-0	D03-R	13961-5724-0	C09-R
13924-6754-0	C14-R	13941-4485-0	D05-R	13955-9152-0	B09-R	13961-6101-0	C10-R
	C15-R	13941-5611-0	C07-R	13959-1101-3	B07-R	13961-6108-0	C10-R
13931-0105-0	B01-R	13941-5635-0	C07-R	13959-1115-0	B07-R	13961-6109-0	C11-R
13931-0211-0	B01-R	13941-6101-0	C10-R		B07-R	13961-6151-0	C10-R
13931-0211-5	B01-R	13941-6108-0	C10-R	13959-1211-0	B12-R	13961-6152-0	C10-R
13931-0347-0	B02-R	13941-6151-0	C10-R	13959-7404-2	C15-R	13961-6153-0	C10-R
13931-0551-0	B04-R	13941-6174-0	C12-R	13959-7404-3	C15-R	13961-6154-0	C10-R
13931-1157-0	B10-R	13941-6703-0	C13-R	13959-8811-2	C16-R	13961-6162-0	C12-R
13931-4454-0	D03-R	13941-6706-2	C13-R	13959-8845-0	B08-R	13961-6163-0	C11-R
13931-9151-0	B09-R	13941-6778-0	C14-R	13959-8845-2	B08-R	13961-6165-0	C11-R
13931-9152-0	B09-R	13941-7449-0	C16-R	13961-0118-0	B01-R	13961-6167-0	C11-R
13932-0551-0	B04-R	13941-9151-0	B12-R	13961-0331-0	B02-R	13961-6168-0	C11-R
13932-1151-0	B09-R	13944-6701-2	C13-R	13961-0345-0	B02-R	13961-6169-0	C12-R
13932-1161-3	B10-R	13944-6707-0	C14-R	13961-0501-0	B04-R	13961-6174-0	C12-R
13932-1211-0	B12-R	13944-6754-0	C15-R	13961-0501-3	B04-R	13961-6703-0	C13-R
13932-1246-0	B13-R	13944-9301-0	C15-R	13961-1151-0	B09-R	13961-6759-0	C15-R
13932-1251-0	B13-R	13951-0105-0	B01-R	13961-1223-0	B12-R	13961-6768-0	D01-R
13932-4401-2	B10-R	13951-0211-4	B01-R	13961-1272-0	B13-R	13961-6778-0	C14-R
13932-4401-3	D02-R	13951-0211-5	B01-R	13961-1311-0	B04-R	13961-6974-0	C16-R
13932-4412-0	D04-R	13951-4418-0	D02-R	13961-1381-0	B05-R	13961-9151-0	B12-R
13932-4418-2	D02-R	13951-4473-0	D04-R	13961-1382-0	B05-R	13961-9155-0	C09-R
13932-4422-0	D03-R	13951-5701-0	C08-R	13961-1391-0	B04-R	13961-9201-0	B09-R
13932-4426-2	D04-R	13951-5715-0	C09-R	13961-1395-0	B04-R		B09-R
13932-4433-0	D03-R	13951-5715-3	C09-R	13961-1396-0	B05-R	13961-9317-0	C15-R
13932-5781-0	B11-R	13951-5765-0	C09-R	13961-1555-0	B14-R	13963-4412-0	D04-R

## NUMERICAL INDEX

CODE No.	LOCATION No.	CODE No.	LOCATION No.	CODE No.	LOCATION No.	CODE No.	LOCATION No.
13963-4412-3	D04-R	61041-1717-0	Ⓓ10-L	61061-6212-0	Ⓒ14-R	61151-1741-0	H07-R
13963-6757-0	C14-R		Ⓓ11-L	61061-8320-0	Ⓓ10-L	61151-1742-0	H07-R
13963-9114-0	C14-R	61041-4161-0	J03-R	61062-4816-0	L09-R	61163-4813-0	L08-R
14107-9141-0	Ⓓ06-L	61041-4245-0	K13-R		L14-R		L15-R
	Ⓓ06-L		L01-R	61063-4115-0	J14-R	61163-5223-0	Ⓐ06-R
	Ⓓ06-L		L03-R	61075-4114-0	J02-R		Ⓐ16-R
	Ⓓ09-L		L05-R		J06-R		Ⓑ02-R
	Ⓓ09-L	61041-5213-0	M12-R	61075-5473-0	Ⓒ02-R	61232-4812-0	L11-R
14301-9137-0	Ⓓ09-L		Ⓐ04-R		Ⓒ06-R		L13-R
14992-6920-0	M03-R		Ⓐ12-R	61075-5511-0	J03-R		M01-R
32360-1930-0	Ⓓ06-L		Ⓐ12-R		J07-R		M04-R
	Ⓓ09-L		Ⓑ03-R		K09-R	61232-4814-0	L11-R
34150-2456-0	L07-R	61041-6123-0	Ⓒ15-R		K10-R		L14-R
41162-4617-0	J12-R		Ⓒ15-R	61075-5512-0	J03-R		M01-R
42611-2117-0	E05-R		Ⓒ15-R		J03-R		M04-R
	E05-R	61041-6124-0	Ⓒ15-R		J04-R	61232-4815-0	L12-R
	E05-R		Ⓒ16-R	61075-5513-0	J04-R		L14-R
	E15-R		Ⓒ16-R		J08-R		M02-R
	E15-R	61041-6211-0	Ⓓ06-L	61075-6311-0	Ⓓ06-L		M04-R
44512-9105-0	Ⓓ06-L		Ⓓ09-L		Ⓓ09-L	61232-4818-0	L11-R
	Ⓓ06-L	61042-8327-0	H06-R	61113-4815-0	L12-R		L11-R
	Ⓓ06-L		Ⓓ07-R		L15-R		L12-R
	Ⓓ09-L		Ⓓ07-R		M02-R		L12-R
	Ⓓ09-L		Ⓓ10-L	61113-4819-0	M05-R		L12-R
53581-6415-0	K05-R	61042-8327-2	Ⓓ08-L		L11-R		L14-R
	K07-R		Ⓓ08-L		L15-R		M02-R
	K09-R	61061-1422-0	G07-R		M01-R		M02-R
	K10-R		G07-R		M05-R		M04-R
54102-2441-0	J05-R		G07-R	61113-4821-0	L15-R	61232-4818-2	L12-R
	J13-R	61061-4131-0	J02-R		M05-R		M02-R
	Ⓑ10-R		J06-R	61113-4822-0	L12-R		M02-R
54201-2327-0	J02-R	61061-4141-0	J03-R		L15-R	61232-4823-0	L08-R
	J06-R		J07-R		M02-R		L13-R
	J11-R	61061-4142-0	J03-R		M05-R		M02-R
	J14-R		J07-R	61113-4826-0	J05-R		M04-R
	L03-R	61061-4211-0	K04-R		L12-R	61232-4825-0	L08-R
54201-2327-3	L05-R		K06-R		M03-R		L13-R
61011-1715-0	H04-R	61061-4231-0	K12-R	61113-4827-0	L11-R	61232-4826-0	L12-R
	H05-R		K12-R		L15-R		L14-R
61011-4113-0	J03-R		K12-R		M01-R		M02-R
	J07-R	61061-4816-0	L09-R		M05-R		M04-R
61011-5215-0	Ⓐ14-R		L09-R	61113-4828-0	L12-R	61232-4828-0	L12-R
	Ⓑ04-R	61061-5213-0	M10-R		L16-R		L13-R
61023-4163-0	J10-R		M10-R		M03-R		M03-R
	J15-R		M10-R		M05-R		M05-R
61034-5125-0	Ⓓ06-R		Ⓓ08-L	61113-5221-0	Ⓐ02-R	61232-4829-0	L09-R
	Ⓓ06-R		Ⓓ08-L		Ⓐ04-R		L14-R
	Ⓓ06-R		Ⓓ08-L		Ⓐ05-R		M02-R
61034-5126-0	M16-R	61061-5470-0	Ⓒ02-R		Ⓑ01-R		M05-R
	Ⓐ07-R		Ⓒ05-R		Ⓑ04-R	61232-4831-0	L08-R
	Ⓓ07-L	61061-5471-0	Ⓒ02-R		Ⓑ08-R		L08-R
61041-1714-3	H05-R		Ⓒ05-R		Ⓑ15-R		L09-R
61041-1717-0	H06-R	61061-5472-0	Ⓒ02-R		Ⓒ01-R		L13-R
	Ⓓ07-R		Ⓒ02-R	61131-1112-0	E01-R	61232-4832-0	L14-R
	Ⓓ10-L		Ⓒ05-R	61151-1740-0	H07-R		M05-R

# NUMERICAL INDEX

CODE No.	LOCATION No.	CODE No.	LOCATION No.	CODE No.	LOCATION No.	CODE No.	LOCATION No.
61232-5213-0	M10-R	61321-1113-0	E02-R	61321-1711-0	H03-R	61321-1816-3	I07-R
	M10-R		E02-R		H03-R	61321-1817-0	H16-R
	M11-R	61321-1114-0	E03-R	61321-1712-0	H03-R		H16-R
	Ⓐ03-R		E03-R		H05-R		H16-R
	Ⓐ05-R		E04-R	61321-1713-0	H03-R		I07-R
	ⓓ08-L	61321-1115-0	E05-R		H05-R		I07-R
	ⓓ08-L		E05-R	61321-1714-0	H03-R		I08-R
	ⓓ08-L		E05-R		H03-R		I08-R
	ⓓ10-L	61321-1117-0	E06-R	61321-1714-5	H03-R	61321-1817-4	H16-R
61232-5313-0	M16-R	61321-1121-0	E01-R		H05-R		H16-R
	M16-R		E01-R	61321-1715-0	H03-R		I01-R
	M16-R	61321-1122-0	E02-R		H05-R		I07-R
	M16-R		E02-R	61321-1716-0	H03-R		I07-R
	M16-R	61321-1310-0	F11-R		H05-R	61321-1881-0	I01-R
	M16-R		F11-R	61321-1717-0	H04-R		I01-R
	Ⓐ07-R	61321-1311-0	F11-R		H05-R	61321-1882-0	I01-R
	ⓓ07-L		F11-R		H05-R	61321-1883-0	I01-R
	ⓓ07-L	61321-1312-0	F11-R	61321-1741-0	H06-R		I01-R
	ⓓ07-L		F11-R		H07-R	61321-1883-3	I02-R
61232-5313-3	M16-R	61321-1312-3	F12-R	61321-1811-0	F02-R		I02-R
	M16-R		F12-R		F02-R	61321-1884-0	I02-R
	M16-R	61321-1313-0	F12-R		H13-R		I02-R
	M16-R	61321-1323-0	F11-R		H13-R	61321-1884-3	I02-R
	M16-R		F13-R		H13-R		I02-R
	M16-R	61321-1411-0	G05-R	61321-1811-3	F02-R	61321-1885-0	I02-R
61232-9921-0	K04-R		G05-R		F02-R		I03-R
	K06-R		G05-R		H13-R	61321-4113-0	I16-R
	ⓓ10-R	61321-1412-0	G05-R		H13-R		I16-R
61232-9923-0	L08-R		G05-R	61321-1812-0	H13-R		J01-R
	ⓓ10-R		G05-R		H13-R	61321-4113-4	J01-R
61233-5221-0	Ⓑ10-R	61321-1413-0	G06-R		H13-R		J01-R
61237-4211-0	K04-R		G06-R	61321-1812-2	H13-R	61321-4113-5	J01-R
	K06-R		G06-R		H13-R		J01-R
61311-1111-0	E01-R	61321-1414-0	G07-R		H13-R		J01-R
61311-1121-0	E01-R		G07-R		H13-R		J01-R
61311-1122-0	E01-R		G07-R	61321-1813-0	H13-R	61321-4113-6	J01-R
61311-1711-0	H03-R	61321-1421-0	G08-R		H14-R		J01-R
61311-1712-0	H03-R		G08-R		H14-R		J01-R
61311-4111-0	I16-R		G08-R	61321-1814-0	H14-R	61321-4113-7	J01-R
	J05-R	61321-1422-0	G08-R		H14-R		J01-R
61311-4290-0	K04-R		G08-R		H14-R		J01-R
	K06-R		G08-R	61321-1814-2	H14-R	61321-4131-0	J02-R
61311-4291-0	K05-R	61321-1423-0	G09-R		H14-R		J02-R
	K07-R		G09-R		H14-R		J02-R
61313-4112-0	I16-R		G09-R	61321-1815-0	F02-R		J06-R
	I16-R	61321-1424-0	G09-R		F02-R	61321-4211-2	K04-R
	I16-R		G09-R		H15-R	61321-4232-5	K12-R
61313-4112-2	I16-R		G09-R		H16-R		K12-R
	I16-R	61321-1425-0	G10-R		H16-R		K12-R
	I16-R		G10-R	61321-1816-0	H16-R	61321-4233-0	K14-R
61321-1111-0	E01-R		G10-R		H16-R		L01-R
	E01-R	61321-1431-2	G10-R		H16-R	61321-4237-0	K13-R
61321-1112-0	E01-R		G10-R		I07-R		K13-R
	E02-R		G10-R		I07-R		K13-R
61321-1113-0	E02-R	61321-1511-0	G11-R	61321-1816-3	I07-R	61321-4290-0	K05-R

NUMERICAL INDEX

CODE No.	LOCATION No.	CODE No.	LOCATION No.	CODE No.	LOCATION No.	CODE No.	LOCATION No.
61321-4291-0	K05-R	61321-5431-0	ⓑ05-R	61341-1711-0	H03-R	61351-4721-0	L12-R
	K08-R		ⓑ05-R		H05-R		M03-R
61321-4292-0	K05-R	61321-5432-0	ⓑ05-R	61341-1711-2	H03-R	61351-4816-0	L09-R
	K07-R		ⓑ05-R	61341-4711-0	L08-R		L09-R
	K08-R		ⓑ05-R		L13-R		M03-R
	K10-R	61321-5433-0	ⓑ06-R	61341-8330-0	ⓓ10-R		M05-R
61321-4293-0	K05-R		ⓑ06-R	61341-9920-0	ⓓ10-R	61351-5211-0	M15-R
	K07-R	61321-5434-0	ⓑ08-R	61341-9922-0	K04-R		M15-R
	K07-R		ⓑ10-R		ⓓ10-R		M15-R
61321-4294-0	K05-R	61321-5437-0	ⓑ05-R	61343-4211-0	K04-R		ⓓ06-R
	K08-R		ⓑ05-R	61344-4290-0	K06-R		ⓓ06-R
61321-4712-0	L08-R		ⓑ05-R	61344-4291-0	K07-R	61351-5211-2	M15-R
	L08-R	61321-5437-2	ⓑ05-R	61349-4142-0	J03-R		M15-R
61321-4713-0	L09-R		ⓑ05-R		J07-R		M15-R
	L09-R		ⓑ06-R	61349-4812-0	L14-R		ⓓ06-R
61321-4714-0	E06-R	61321-5491-0	ⓒ03-R	61349-4813-0	L14-R		ⓓ06-R
	E06-R		ⓒ06-R	61349-4814-0	L14-R		ⓓ06-R
	E06-R	61321-5492-0	ⓒ03-R	61349-4815-0	L14-R	61351-5211-3	M15-R
61321-4715-0	L10-R		ⓒ06-R	61349-4816-0	L15-R		M15-R
	L10-R	61321-5493-0	ⓒ03-R	61349-4817-0	L15-R		M15-R
	L10-R		ⓒ03-R	61349-4818-0	L15-R		ⓓ06-R
61321-5111-0	M07-R		ⓒ06-R	61349-4821-0	L14-R		ⓓ06-R
	M07-R	61321-6201-0	ⓒ14-R	61349-4822-0	L14-R		ⓓ06-R
61321-5112-0	M08-R	61321-6202-0	ⓒ14-R	61349-4823-0	L14-R	61351-5211-4	M15-R
	M08-R	61321-6210-0	ⓒ14-R	61349-4824-2	L15-R		M16-R
	M08-R		ⓒ14-R	61351-1310-0	F11-R		Ⓐ06-R
	Ⓐ03-R	61321-6221-0	ⓒ15-R		F11-R		ⓓ06-R
61321-5211-0	M09-R	61323-4232-0	K12-R	61351-1311-0	F11-R		ⓓ06-R
	M09-R		K12-R		F11-R		ⓓ06-R
	M09-R		K12-R	61351-1312-0	F12-R		ⓓ06-R
61321-5212-0	M11-R	61323-4234-0	K14-R		F12-R	61351-5431-0	ⓑ05-R
	M11-R		K14-R	61351-1711-0	H03-R		ⓑ05-R
	M11-R		K14-R		H03-R	61351-6210-0	ⓒ14-R
61321-5212-4	M11-R	61323-4235-0	K14-R		H05-R		ⓒ14-R
	M11-R		K15-R	61351-1730-0	H06-R	61351-6211-0	ⓒ14-R
	M11-R		K15-R	61351-4112-0	ⓓ16-R		ⓒ14-R
61321-5213-0	M09-R	61323-4236-0	K15-R		ⓓ16-R		ⓒ15-R
	M09-R		K15-R		ⓓ16-R	61351-6212-0	ⓒ16-R
	M09-R		K15-R	61351-4115-0	J01-R		ⓒ16-R
	M09-R		L02-R		J05-R	61351-6511-0	ⓓ06-L
61321-5213-4	M09-R	61323-4715-0	L10-R	61351-4295-0	K05-R	61351-8371-0	ⓓ07-R
	M09-R		L10-R		K05-R		ⓓ07-R
	M09-R		L10-R	61351-4711-0	L08-R		ⓓ10-L
61321-5221-0	Ⓐ04-R		L13-R		L13-R	61351-8371-2	ⓓ07-R
	ⓓ08-L	61323-5433-0	ⓑ06-R	61351-4713-0	L09-R		ⓓ07-R
	ⓓ10-L		ⓑ06-R		L09-R	61351-8371-3	ⓓ07-R
61321-5223-0	M10-R		ⓑ09-R		L13-R		ⓓ07-R
	M10-R	61323-5434-0	ⓑ10-R	61351-4715-0	L10-R	61354-4112-0	ⓓ16-R
	M10-R	61323-5434-2	ⓑ08-R		L10-R	61354-4141-0	J03-R
61321-5251-0	M12-R		ⓑ08-R		L10-R		J07-R
	M12-R	61325-5111-0	M07-R	61351-4716-0	L10-R	61354-4142-0	J07-R
	M12-R		M07-R		L10-R	61354-4716-0	L11-R
61321-5252-0	M13-R	61331-6202-0	ⓒ14-R		L10-R		L11-R
	M13-R	61341-1131-0	E01-R		L10-R		L11-R
	M13-R	61341-1133-0	E01-R		M01-R		L11-R
61321-5431-0	ⓑ05-R				M04-R		M01-R

# NUMERICAL INDEX

CODE No.	LOCATION No.	CODE No.	LOCATION No.	CODE No.	LOCATION No.	CODE No.	LOCATION No.
61354-4716-0	M04-R	61354-5552-0	M01-R	61361-1337-5	F16-R	61361-1432-0	G12-R
61354-4719-0	L16-R		M05-R	61361-1341-0	F16-R	61361-1433-0	G12-R
61354-4921-0	K07-R	61354-6321-0	ⓐ07-L	61361-1411-0	G05-R		G12-R
	K11-R		ⓐ07-L		G05-R		G12-R
61354-5111-4	M07-R		ⓐ07-L		G05-R	61361-1441-0	G12-R
	M07-R	61354-6321-3	ⓐ07-L	61361-1411-2	G05-R		G12-R
61354-5111-5	M07-R		ⓐ07-L		G05-R		G13-R
	M07-R		ⓐ07-L		G05-R	61361-1442-0	G13-R
61354-5213-4	M09-R	61354-9910-0	ⓐ10-R	61361-1412-0	G05-R		G13-R
	M09-R	61354-9911-0	ⓐ11-L		G06-R		G13-R
	M09-R	61361-1115-0	E05-R		G06-R	61361-1443-0	G13-R
61354-5220-0	ⓐ04-R		E06-R	61361-1413-0	G06-R		G13-R
	ⓐ05-R		E06-R		G06-R		G13-R
	ⓐ11-L	61361-1131-0	E01-R		G06-R	61361-1444-0	G13-R
61354-5221-0	ⓐ04-R		E01-R		G10-R		G13-R
	ⓐ08-L	61361-1133-0	E02-R		G10-R		G13-R
61354-5251-0	M12-R		E02-R		G10-R	61361-1717-0	H04-R
	M12-R	61361-1135-0	E02-R	61361-1414-0	G07-R	61361-1811-0	H13-R
	M12-R		E02-R		G07-R		H13-R
61354-5252-0	M13-R		E02-R		G07-R		H13-R
	M13-R	61361-1136-0	E04-R	61361-1415-0	G11-R	61361-1812-3	H14-R
	M13-R		E04-R		G11-R		H14-R
61354-5261-0	ⓐ01-R		E04-R		G11-R		H15-R
	ⓐ01-R	61361-1136-4	E04-R	61361-1416-0	G06-R		I04-R
	ⓐ01-R		E04-R		G06-R	61361-1816-3	H16-R
	ⓐ01-R		E04-R		G07-R		H16-R
	ⓐ16-R	61361-1137-0	E09-R		G11-R		H16-R
	ⓐ16-R		E09-R		G11-R		I04-R
61354-5261-3	ⓐ01-R		E09-R		G11-R	61361-1817-0	I01-R
	ⓐ01-R	61361-1138-0	E09-R	61361-1421-0	G08-R		I01-R
	ⓐ01-R		E09-R		G08-R		I01-R
	ⓐ01-R		E09-R		G08-R		I04-R
	ⓐ05-R	61361-1139-0	E09-R	61361-1422-0	G09-R	61361-1881-0	I01-R
	ⓐ04-R		E09-R		G09-R		I01-R
61354-5262-0	ⓐ01-R		E09-R		G09-R	61361-1881-3	I01-R
	ⓐ01-R	61361-1141-0	E07-R	61361-1423-0	G09-R		I01-R
	ⓐ01-R		E07-R		G09-R	61361-1881-4	I04-R
	ⓐ01-R		E07-R		G09-R	61361-1882-0	I03-R
	ⓐ01-R		E12-R	61361-1424-0	G09-R	61361-1883-0	I02-R
	ⓐ01-R	61361-1301-0	F15-R		G09-R		I02-R
61354-5262-3	ⓐ01-R	61361-1310-0	F15-R		G09-R	61361-1883-2	I02-R
	ⓐ02-R	61361-1320-0	F15-R	61361-1425-0	G12-R		I02-R
	ⓐ02-R		F15-R		G12-R	61361-1884-0	I02-R
	ⓐ02-R	61361-1321-0	F15-R		G12-R		I02-R
	ⓐ05-R	61361-1321-4	F15-R	61361-1428-0	G08-R	61361-1884-3	I02-R
	ⓐ16-R		F15-R		G08-R		I02-R
	ⓐ01-R	61361-1330-0	F15-R		G08-R	61361-1885-2	I03-R
	ⓐ01-R	61361-1331-3	F15-R		G08-R		I03-R
	ⓐ01-R	61361-1331-6	F15-R	61361-1431-0	G10-R	61361-4117-0	J04-R
	ⓐ01-R		F15-R		G10-R		J05-R
	ⓐ04-R	61361-1332-0	F15-R		G11-R	61361-4142-0	J07-R
61354-5431-0	ⓐ05-R	61361-1333-0	F15-R		G11-R		J07-R
61354-5551-0	J04-R	61361-1333-4	F15-R		G11-R	61361-4211-0	K04-R
	J08-R	61361-1334-0	F16-R		G11-R	61361-4212-0	K04-R
61354-5552-0	L08-R	61361-1335-0	F16-R	61361-1432-0	G12-R	61361-4231-0	K12-R
	L15-R	61361-1336-0	F16-R		G12-R		K12-R
		61361-1337-4	F16-R		G12-R		K12-R
			F16-R		G12-R		K12-R



## NUMERICAL INDEX

CODE No.	LOCATION No.	CODE No.	LOCATION No.	CODE No.	LOCATION No.	CODE No.	LOCATION No.
61361-4231-0	K12-R	61361-5491-0	©06-R	61471-1350-0	F13-R	62073-4722-0	L13-R
	L01-R	61361-6201-0	©14-R	61471-1351-0	F13-R	62081-1117-0	©08-R
61361-4232-0	K12-R	61361-6210-2	©15-R	61471-1360-0	F13-R	62081-1322-0	F13-R
	K12-R	61361-6214-0	©16-R	61471-1361-0	F13-R		F13-R
	K12-R	61361-6321-0	⓪07-L	61471-1371-0	F14-R		F15-R
	K12-R		⓪07-L	61471-1716-0	H05-R		F15-R
	K13-R		⓪07-L	61471-1811-0	I04-R		G01-R
	K13-R	61361-6321-2	⓪07-L	61471-1888-0	I05-R		G02-R
	L01-R		⓪07-L	61471-4112-0	J05-R	62081-1426-0	G16-R
61361-4234-0	K14-R	61361-9910-0	⓪08-R	61471-4143-0	J07-R	62081-1429-0	H01-R
	K14-R		⓪09-R	61471-4213-0	K06-R		H01-R
	L01-R	61364-4142-0	J07-R		L07-R	62081-1434-0	H02-R
61361-4235-4	K15-R	61364-4234-0	L01-R	61471-4231-0	L01-R	62081-1833-0	I04-R
	K15-R	61364-4235-0	L02-R	61471-4281-0	K07-R		I10-R
	K15-R	61364-4712-0	L11-R	61471-4290-0	K06-R	62081-1837-0	L03-R
	L02-R	61364-4716-0	L11-R	61471-4816-0	L09-R		L05-R
61361-4237-0	K13-R		L11-R		L09-R	62081-4131-0	J02-R
	K13-R		L11-R	61471-4821-0	L14-R		J02-R
	K13-R		L15-R		L16-R	62081-4132-0	J10-R
61361-4238-0	K15-R	61364-5111-4	M07-R		M05-R		J14-R
	K15-R	61364-5111-5	M07-R	61471-5110-0	Ⓐ03-R	62081-4133-0	J02-R
	K16-R	61364-5111-6	M07-R	61471-5210-0	Ⓐ03-R		J06-R
	L02-R	61364-5436-0	Ⓑ05-R	61471-5212-0	Ⓐ03-R		J11-R
	L04-R	61441-1115-0	E12-R	61471-5213-0	Ⓐ03-R		J14-R
	L04-R	61441-1121-0	E12-R	61471-5251-0	Ⓐ05-R	62081-4135-0	J12-R
61361-4295-0	K05-R	61441-1313-0	F14-R	61471-5252-0	Ⓐ05-R		J13-R
	K05-R	61441-1882-0	I04-R	61471-5431-0	Ⓑ05-R	62081-4136-0	J02-R
61361-4711-0	L08-R	61441-1883-0	I04-R		Ⓑ09-R		J06-R
	L13-R	61441-1884-0	I04-R	61471-5437-0	Ⓑ09-R		J11-R
61361-4712-0	L11-R	61441-1885-0	I05-R	61471-6510-0	⓪06-L		J14-R
61361-4714-0	E06-R	61441-1886-0	I05-R	61471-6521-0	⓪07-R	62081-4210-0	J16-R
	E06-R	61441-1887-0	I05-R	61476-4112-0	J05-R		K02-R
	E06-R	61441-4113-0	J05-R	61476-5251-0	Ⓐ05-R		L06-R
61361-4716-0	L10-R	61441-4237-0	L01-R	61476-5252-0	Ⓐ05-R	62081-4211-0	J16-R
	L10-R	61451-1111-0	E11-R	61476-6521-0	⓪07-R		J16-R
	L10-R	61451-1112-0	E11-R	61477-6111-0	Ⓐ06-R		K02-R
61361-4718-0	L10-R	61453-4213-0	K06-R	61477-6112-0	Ⓐ07-R		L06-R
	L11-R	61453-6521-0	⓪07-R	61477-6113-0	Ⓐ07-R	62081-4212-0	J16-R
	L11-R	61454-1176-0	H05-R	62061-1310-0	G01-R		K02-R
	L13-R	61461-1116-2	E12-R	62063-1756-0	H06-R		L06-R
61361-5111-0	M07-R	61461-1310-0	F13-R		H09-R	62081-4213-0	J16-R
61361-5111-4	M07-R	61461-1311-0	F13-R		H10-R		K02-R
61361-5111-5	M07-R	61461-1371-0	F14-R		⓪07-R		L06-R
61361-5115-0	F16-R	61461-4213-0	K06-R		⓪10-L	62081-4214-0	J16-R
61361-5212-0	M11-R	61461-5431-0	Ⓑ09-R	62063-1757-0	H06-R		K02-R
	M11-R	61462-6521-0	⓪07-R		H09-R		L06-R
	M11-R	61464-1716-0	⓪11-L		H10-R	62081-4215-0	J16-R
	Ⓐ04-R	61471-1111-0	E11-R		⓪07-R		K02-R
61361-5433-0	Ⓑ06-R	61471-1112-0	E11-R		⓪10-L		L06-R
61361-5433-5	Ⓑ09-R	61471-1113-0	E11-R	62071-1314-0	F14-R	62081-4216-0	J16-R
61361-5437-0	Ⓑ06-R	61471-1116-0	E12-R		G02-R		K02-R
	Ⓑ06-R	61471-1117-0	E12-R		G03-R		L06-R
	Ⓑ06-R	61471-1118-0	E12-R	62071-1444-0	G16-R	62081-4217-0	J16-R
61361-5491-0	©03-R	61471-1301-0	F13-R		G16-R		K02-R
				62073-4722-0	L08-R		L06-R

# NUMERICAL INDEX

CODE No.    LOCATION No.	CODE No.    LOCATION No.	CODE No.    LOCATION No.	CODE No.    LOCATION No.
62081-4218-0 ..... J16-R K02-R L06-R	62252-2216-0 ..... I12-R I15-R	62331-4111-2 ..... J09-R 62331-4120-0 ..... J09-R	62332-4841-0 ..... M06-R 62332-5271-0 ..... Ⓐ13-R
62081-4221-0 ..... J16-R K03-R L07-R	62271-1121-0 ..... E07-R E07-R E07-R	62331-4231-0 ..... L03-R 62331-4241-0 ..... K01-R 62331-4241-2 ..... K01-R	62332-5272-0 ..... Ⓐ13-R 62341-1317-0 ..... F14-R G02-R
62081-5117-0 ..... Ⓐ12-R Ⓐ12-R	62271-1434-0 ..... G16-R G16-R	62331-4241-3 ..... K01-R 62331-4290-0 ..... K08-R 62331-4293-0 ..... K08-R	62483-4814-0 ..... L16-R M01-R
62081-5118-0 ..... Ⓐ12-R Ⓐ12-R	62271-4142-0 ..... J10-R 62271-4142-2 ..... J14-R	62331-4311-0 ..... I12-R 62331-4811-0 ..... M01-R	62523-1113-0 ..... E14-R E14-R
62081-5119-0 ..... M14-R M14-R M14-R	62271-6110-0 ..... Ⓐ14-R Ⓑ04-R	62331-4812-0 ..... J05-R J13-R	62523-1122-0 ..... F04-R F04-R
62082-1701-0 ..... H08-R H10-R	62271-6111-0 ..... Ⓐ14-R Ⓑ04-R	62331-5110-0 ..... Ⓐ08-R 62331-5120-0 ..... Ⓐ08-R	62523-2210-0 ..... I14-R 62523-2224-0 ..... I14-R
62082-1711-0 ..... H08-R H10-R	62281-6222-0 ..... Ⓓ04-R 62281-2212-0 ..... I12-R	62331-5120-4 ..... Ⓐ08-R 62331-5120-5 ..... Ⓐ08-R	62523-2225-0 ..... I12-R I14-R
62082-4171-0 ..... J03-R J07-R J11-R	62281-2213-0 ..... I12-R I14-R	62331-5120-7 ..... Ⓐ08-R 62331-5120-8 ..... Ⓐ08-R	62523-6215-0 ..... Ⓓ04-R 62533-5614-0 ..... Ⓒ01-R
62082-6118-0 ..... Ⓓ01-R 62091-1416-0 ..... G07-R	62281-2214-0 ..... I14-R 62281-2217-0 ..... I12-R	62331-5271-0 ..... Ⓐ13-R Ⓐ13-R	62536-4231-0 ..... L05-R 62543-1111-0 ..... F08-R
62101-4229-0 ..... K05-R K07-R K08-R	62331-1112-0 ..... E13-R Ⓓ11-R	62331-5271-2 ..... Ⓐ13-R Ⓐ13-R	62543-4412-0 ..... I15-R 62551-1332-0 ..... G03-R
62131-1729-0 ..... H09-R H10-R	62331-1113-0 ..... E15-R E15-R	62331-5272-0 ..... Ⓐ13-R Ⓐ13-R	62551-1415-0 ..... H02-R 62551-4131-0 ..... J10-R
62131-1732-0 ..... H09-R H10-R	62331-1114-0 ..... E16-R 62331-1117-0 ..... F02-R	62331-5272-2 ..... Ⓐ13-R Ⓐ13-R	62551-4150-0 ..... J11-R 62551-4160-0 ..... J11-R
62131-1853-0 ..... K13-R L01-R	62331-1123-0 ..... E14-R 62331-1125-0 ..... E16-R	62331-5430-0 ..... Ⓑ11-R 62331-5431-0 ..... Ⓑ11-R	62551-4213-0 ..... K01-R K03-R
62151-1315-0 ..... G02-R G04-R	62331-1126-0 ..... F05-R 62331-1133-0 ..... E14-R	62331-5433-0 ..... Ⓑ11-R 62331-5435-0 ..... Ⓑ11-R	K04-R K06-R
62151-5215-0 ..... Ⓐ11-R Ⓐ14-R	62331-1136-0 ..... E16-R 62331-1137-0 ..... F05-R	62331-5436-0 ..... Ⓑ13-R 62331-5437-0 ..... Ⓑ14-R	L07-R 62571-1111-5 ..... E13-R
62151-5454-0 ..... Ⓑ11-R Ⓑ16-R	62331-1142-0 ..... F02-R 62331-1301-0 ..... G01-R	62331-5470-0 ..... Ⓒ07-R Ⓒ11-R	Ⓒ11-R 62571-1112-5 ..... E13-R
Ⓒ04-R Ⓒ05-R	62331-1310-0 ..... G01-R 62331-1311-0 ..... G01-R	62331-5471-0 ..... Ⓒ07-R Ⓒ11-R	Ⓓ11-R 62571-1113-0 ..... E14-R
Ⓒ07-R Ⓒ11-R	62331-1320-0 ..... G01-R 62331-1321-0 ..... G02-R	62331-5474-0 ..... Ⓒ07-R Ⓒ08-R	E16-R 62571-1114-0 ..... E16-R
62231-1853-0 ..... H15-R H15-R	62331-1321-3 ..... G02-R 62331-1443-0 ..... H02-R	62331-5510-0 ..... M03-R M06-R	E16-R 62571-1115-0 ..... E16-R
H15-R I06-R	62331-1511-0 ..... H02-R 62331-1710-0 ..... H08-R	62331-6211-0 ..... Ⓓ01-R 62331-6212-0 ..... Ⓓ01-R	E16-R 62571-1116-0 ..... E16-R
	62331-1720-0 ..... H08-R 62331-1723-0 ..... H09-R	62331-6212-2 ..... Ⓒ01-R 62331-6213-0 ..... Ⓓ01-R	E16-R 62571-1117-0 ..... F02-R
	62331-1853-0 ..... I06-R 62331-2210-0 ..... I12-R	62331-6215-0 ..... Ⓓ01-R 62331-6216-0 ..... Ⓓ02-R	F02-R 62571-1118-0 ..... F02-R
	62331-2222-0 ..... F09-R I12-R	62331-6225-0 ..... Ⓓ02-R 62331-6225-0 ..... Ⓓ02-R	F02-R 62571-1119-0 ..... F03-R
	I14-R 62331-2224-0 ..... I12-R	62331-6226-0 ..... Ⓓ02-R 62331-6232-0 ..... Ⓓ02-R	F03-R 62571-1120-0 ..... F03-R
	62331-4111-0 ..... J09-R	62331-9910-0 ..... Ⓓ11-R 62332-4111-0 ..... J09-R	F03-R 62332-4841-0 ..... M03-R

# NUMERICAL INDEX

CODE No.	LOCATION No.	CODE No.	LOCATION No.	CODE No.	LOCATION No.	CODE No.	LOCATION No.
62571-1121-0	ⓓ11-R	62571-1441-0	H01-R	62571-4717-0	L09-R	62571-5511-0	ⓓ08-R
	ⓓ11-R	62571-1442-0	H01-R		M02-R		ⓓ09-R
	ⓓ11-R	62571-1710-0	H08-R		M02-R		ⓓ10-R
62571-1122-0	E13-R	62571-1720-0	H08-R	62571-4718-0	L08-R		ⓓ12-L
	E13-R	62571-1731-0	H11-R		M03-R	62571-5512-0	ⓓ08-R
62571-1123-0	E13-R		H11-R		M03-R		ⓓ09-R
62571-1125-0	E16-R	62571-1811-0	I06-R	62571-5110-0	Ⓐ08-R		ⓓ10-R
62571-1126-0	F05-R		I06-R	62571-5120-0	Ⓐ08-R		ⓓ12-L
62571-1127-0	E16-R	62571-1811-4	I06-R	62571-5120-4	Ⓐ08-R	62571-5513-0	ⓓ08-R
	E16-R		I06-R		Ⓐ08-R		ⓓ09-R
62571-1128-0	F01-R	62571-1812-0	I07-R	62571-5210-0	Ⓐ10-R		ⓓ10-R
	F01-R	62571-1813-2	I07-R		Ⓐ10-R		ⓓ12-L
62571-1301-0	G01-R	62571-1816-0	I07-R	62571-5215-0	Ⓐ11-R	62571-5515-0	M03-R
62571-1310-0	G01-R		I07-R		Ⓐ11-R		M06-R
62571-1311-0	G01-R	62571-1817-0	I08-R	62571-5216-0	Ⓐ11-R		ⓓ08-R
62571-1311-3	G01-R		I08-R		Ⓐ12-R		ⓓ09-R
62571-1311-4	G01-R	62571-1881-0	I08-R	62571-5220-0	Ⓐ10-R		ⓓ11-L
62571-1320-0	G01-R		I08-R		Ⓐ10-R		ⓓ12-L
62571-1321-0	G01-R	62571-1882-0	I08-R	62571-5271-0	Ⓐ12-R	62571-5551-0	J04-R
62571-1321-4	G02-R		I11-R		Ⓐ13-R		J04-R
62571-1321-5	G02-R	62571-1883-0	I08-R	62571-5272-0	Ⓐ13-R		J04-R
62571-1331-0	G02-R		I11-R		Ⓐ13-R		J08-R
62571-1333-0	F01-R	62571-1884-0	I09-R	62571-5430-0	Ⓑ11-R		K09-R
62571-1411-0	G14-R		I09-R	62571-5431-0	Ⓑ11-R	62571-5552-0	ⓓ09-R
	G14-R	62571-4112-0	J09-R	62571-5432-0	Ⓑ11-R		K10-R
62571-1411-3	G14-R		J13-R	62571-5434-0	Ⓑ12-R	62571-6211-0	ⓓ01-R
	G14-R	62571-4113-0	J09-R		Ⓑ12-R	62571-6212-0	ⓓ01-R
62571-1412-0	G14-R	62571-4114-0	J09-R	62571-5434-2	Ⓑ12-R	62571-6213-0	ⓓ01-R
	G14-R		J13-R		Ⓑ12-R	62571-6215-0	ⓓ01-R
62571-1412-2	G14-R	62571-4116-0	J12-R	62571-5435-0	Ⓑ13-R	62571-6222-0	ⓓ02-R
	G14-R		J12-R	62571-5436-0	Ⓑ14-R	62571-6231-0	ⓓ02-R
62571-1413-0	G14-R		J12-R	62571-5470-0	Ⓒ02-R	62571-6232-0	ⓓ02-R
	G14-R	62571-4122-0	J09-R		Ⓒ05-R	62571-6233-0	ⓓ03-R
62571-1413-4	G14-R		J13-R		Ⓒ07-R	62571-9910-0	ⓓ11-R
	G14-R	62571-4221-0	K01-R	62571-5471-0	Ⓒ11-R	62571-9920-0	ⓓ11-R
62571-1414-0	G15-R	62571-4231-0	L03-R		Ⓒ02-R	62571-9930-0	ⓓ11-R
62571-1421-0	G15-R	62571-4231-6	L03-R		Ⓒ05-R	62581-1111-0	E13-R
	G15-R	62571-4232-0	K13-R		Ⓒ07-R		E13-R
62571-1421-2	G15-R		K13-R	62571-5472-0	Ⓒ05-R	62581-1112-0	E13-R
	G15-R	62571-4233-0	K13-R		Ⓒ07-R	62581-1120-0	F03-R
62571-1422-0	G15-R		K13-R		Ⓒ11-R		F03-R
62571-1423-0	G15-R		L03-R	62571-5473-0	Ⓒ02-R	62581-1131-0	E13-R
	G15-R	62571-4234-0	L03-R		Ⓒ06-R		E13-R
62571-1423-2	G15-R		L05-R		Ⓒ07-R	62581-1133-0	E13-R
	G15-R	62571-4235-0	L04-R		Ⓒ11-R	62581-1135-0	E14-R
62571-1431-0	G16-R	62571-4237-0	L03-R		Ⓒ11-R		E14-R
	G16-R		L03-R	62571-5491-0	Ⓒ03-R	62581-1136-0	E16-R
62571-1431-2	G16-R		ⓓ11-R		Ⓒ06-R	62581-1137-0	F05-R
	G16-R	62571-4290-0	K08-R		Ⓒ07-R	62581-1138-0	F05-R
62571-1432-0	G16-R	62571-4293-0	K08-R	62571-5492-0	Ⓒ08-R		F05-R
	G16-R	62571-4712-0	M01-R	62571-5493-0	Ⓒ08-R	62581-1139-0	F05-R
62571-1432-2	H01-R		M01-R	62571-5510-0	ⓓ08-R	62581-1141-0	E16-R
	H01-R	62571-4713-0	F04-R		ⓓ09-R		E16-R
62571-1433-0	H01-R				ⓓ10-R	62581-1142-0	F02-R

# NUMERICAL INDEX

CODE No.	LOCATION No.	CODE No.	LOCATION No.	CODE No.	LOCATION No.	CODE No.	LOCATION No.
62581-1143-0	F02-R	62581-1881-3	I08-R	62581-6520-2	ⓓ09-L	62671-4160-0	J15-R
	F03-R	62581-4111-0	J09-R	62581-6521-0	ⓓ09-R	62671-4232-0	L05-R
62581-1151-0	J12-R	62581-4111-4	J09-R		ⓓ09-R	62671-4233-0	L05-R
	J12-R	62581-4120-0	J09-R	62581-6521-3	ⓓ09-R	62671-4290-0	K10-R
	J12-R	62581-4123-0	J10-R		ⓓ09-R	62671-4291-0	K07-R
	J12-R		J13-R	62582-1701-0	H10-R		K10-R
62581-1152-0	J12-R	62581-4141-0	J10-R	62583-4111-0	J09-R	62671-4293-0	K10-R
62581-1153-0	F06-R		J15-R	62583-4150-0	J11-R	62671-4294-0	K07-R
	F06-R	62581-4221-0	K01-R	62583-4160-0	J11-R		K10-R
62581-1154-0	F06-R	62581-4237-0	L03-R	62583-4171-0	J11-R	62671-4716-0	M04-R
	F06-R		L03-R		J15-R	62671-5434-0	ⓐ01-R
62581-1155-0	F06-R	62581-4281-0	K08-R	62583-4718-0	L08-R	62671-5436-0	ⓐ01-R
	F06-R		K08-R		L09-R	62671-5492-0	ⓐ12-R
62581-1156-0	F06-R	62581-4281-6	K08-R		L13-R	62671-5551-0	K10-R
	F06-R		K08-R		M03-R	62671-6213-0	ⓓ04-R
62581-1415-0	G11-R	62581-4717-0	L09-R		M03-R	62671-6214-0	ⓓ05-R
	G11-R		L13-R		M03-R	62671-6221-0	ⓓ05-R
	G11-R		M02-R		M04-R	62671-6233-0	ⓓ05-R
62581-1430-0	G16-R		M02-R	62583-4719-0	M06-R	62671-8411-0	ⓓ04-R
	G16-R		M05-R	62583-4721-0	L15-R	62671-8415-0	ⓓ05-R
62581-1430-2	G16-R	62581-4811-0	M01-R		M05-R	62681-1131-0	F10-R
	G16-R		M04-R	62583-5433-0	ⓑ11-R	62681-1132-0	F10-R
62581-1432-0	H01-R	62581-4812-0	M01-R	62583-5551-0	K09-R	62681-1133-0	F10-R
	H01-R		M01-R		K10-R	62681-1725-0	H10-R
62581-1725-0	H08-R	62581-4814-0	L13-R	62583-9910-0	ⓓ10-R	62681-4111-0	J13-R
	H08-R		M01-R		ⓓ11-R	62681-4120-0	J13-R
62581-1725-3	H08-R		M04-R	62671-1111-0	F08-R	62681-4221-0	K03-R
	H08-R	62581-5120-0	ⓐ08-R		F08-R	62681-4281-0	K10-R
62581-1725-4	H08-R	62581-5120-2	ⓐ08-R	62671-1113-0	F08-R	62681-5110-0	ⓑ02-R
	H08-R	62581-5212-0	ⓐ12-R	62671-1115-0	F09-R	62681-5210-0	ⓑ02-R
62581-1816-0	I07-R		ⓐ12-R	62671-1116-0	F09-R	62681-5211-0	ⓑ03-R
	I07-R		ⓐ12-R	62671-1117-0	F09-R	62681-5212-0	ⓑ03-R
62581-1817-0	I08-R		ⓐ12-R	62671-1118-0	F08-R	62681-5271-0	ⓑ03-R
	I08-R	62581-5212-2	ⓐ12-R	62671-1119-0	F08-R	62681-5272-0	ⓑ03-R
62581-1821-0	I06-R		ⓐ12-R	62671-1121-0	F09-R	62681-5430-0	ⓑ16-R
	I06-R	62581-5220-0	ⓐ10-R	62671-1122-0	F09-R	62681-5431-0	ⓑ16-R
62581-1822-0	I09-R		ⓐ10-R	62671-1301-0	G03-R	62681-5432-0	ⓑ16-R
	I09-R	62581-5220-3	ⓐ10-R	62671-1310-0	G03-R	62681-5433-0	ⓑ16-R
	I09-R		ⓐ10-R	62671-1311-0	G03-R	62681-6211-0	ⓓ04-R
62581-1823-0	H15-R	62581-5220-4	ⓐ10-R	62671-1320-0	G03-R	62681-6212-0	ⓓ04-R
	H15-R		ⓐ10-R	62671-1321-0	G03-R	62681-6214-0	ⓓ04-R
	H15-R	62581-5220-5	ⓐ10-R	62671-1331-0	G04-R	62681-6222-0	ⓓ05-R
	I04-R		ⓐ10-R	62671-1710-0	H10-R	62681-6231-0	ⓓ05-R
	I06-R	62581-5433-3	ⓑ11-R	62671-1720-0	H10-R	62681-6520-0	ⓓ09-L
	I06-R	62581-5434-0	ⓑ12-R	62671-1811-0	I10-R	62681-6521-0	ⓓ09-R
	I10-R		ⓑ12-R	62671-1812-0	I10-R	62686-4111-0	J13-R
62581-1831-0	H15-R	62581-5492-0	ⓐ08-R	62671-1813-0	I04-R	62686-4150-0	J14-R
	H15-R	62581-5493-0	ⓐ08-R		I10-R	62686-4160-0	J15-R
	H15-R	62581-6112-0	ⓑ04-R	62671-1814-0	I10-R	62686-5110-0	ⓑ02-R
	I06-R	62581-6112-2	ⓐ14-R	62671-1815-0	I10-R	62686-5271-0	ⓑ03-R
	I06-R		ⓐ14-R	62671-1816-0	I10-R	62686-5272-0	ⓑ03-R
	I09-R	62581-6211-0	ⓐ01-R	62671-1817-0	I10-R	62686-6521-0	ⓓ09-R
62581-1881-0	I08-R		ⓐ04-R	62671-1881-0	I10-R	62691-1710-0	H10-R
	I08-R	62581-6221-0	ⓐ02-R	62671-4113-0	J13-R	62691-1720-0	H10-R
62581-1881-3	I08-R	62581-6222-0	ⓐ02-R	62671-4150-0	J14-R	62691-4411-0	I14-R

NUMERICAL INDEX

CODE No.	LOCATION No.	CODE No.	LOCATION No.	CODE No.	LOCATION No.	CODE No.	LOCATION No.
62691-5110-0	ⓑ02-R	91014-0160-0	H11-R				
62691-5430-0	ⓑ16-R	91014-0170-0	H12-R				
62691-5431-0	ⓑ16-R	91014-0171-0	H11-R				
62691-5433-0	ⓑ16-R		H12-R				
62691-5435-0	ⓒ01-R	91014-0216-0	ⓓ11-L				
62691-5492-0	ⓒ12-R	91316-1016-0	M16-R				
62691-6211-0	ⓓ04-R		ⓓ06-R				
62691-6212-0	ⓓ04-R	91316-1016-3	Ⓐ07-R				
62691-6213-0	ⓓ04-R	92316-0023-0	Ⓐ14-R				
62691-6221-0	ⓓ05-R		Ⓐ14-R				
62691-6231-0	ⓓ05-R						
62691-6520-0	ⓓ09-L						
62696-5110-0	ⓑ02-R						
62721-2313-0	I12-R						
	I14-R						
62721-2314-0	I12-R						
	I14-R						
63313-4117-0	E11-R						
63512-4242-0	I13-R						
	I15-R						
63633-4131-0	J11-R						
	J15-R						
63733-1725-0	H08-R						
	H10-R						
63733-1726-0	H08-R						
	H10-R						
63733-6161-0	ⓓ09-L						
63763-4137-0	K04-R						
	K06-R						
	K08-R						
	K10-R						
63763-5257-0	ⓑ11-R						
	ⓑ16-R						
	ⓒ02-R						
	ⓒ05-R						
	ⓒ07-R						
	ⓒ11-R						
64232-9923-0	L15-R						
64349-4819-0	L15-R						
91013-1017-0	H06-R						
91013-1107-0	H06-R						
91013-1112-0	H06-R						
	H07-R						
91013-1113-0	H06-R						
	H07-R						
91013-1117-0	H06-R						
	H07-R						
91013-1170-0	H07-R						
91014-0016-0	H11-R						
91014-0106-0	H11-R						
91014-0107-0	H11-R						
91014-0112-0	H11-R						
	H12-R						
91014-0117-0	H11-R						
	H12-R						





# Kubota

## **GEANT DES NECESSITES FONDAMENTALES**

"La Technologie pour les Besoins de Demain" est l'ambition de chacun CHEZ KUBOTA. A travers la recherche et le développement de nouveaux produits pour l'Agriculture, l'Industrie, la Construction et plusieurs autres domaines de la vie moderne, Nous KUBOTA, espérons atteindre ce but.

## **THE BASIC NECESSITIES GIANT**

"Technology for the Needs of Tomorrow" is the ambition of everyone at KUBOTA. Through research and the development of new products for agriculture, industry, construction, and many other areas of modern life, we at Kubota hope to realize this goal.

IMPRIME EN FRANCE  
PRINTED IN FRANCE

Kubota